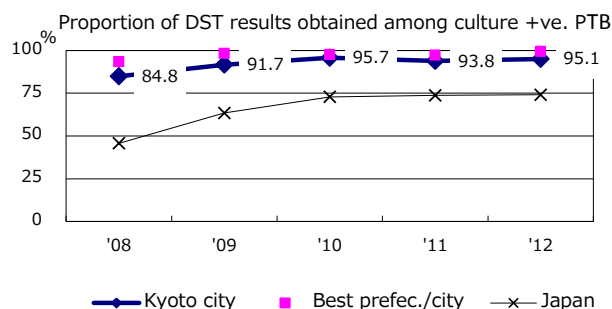
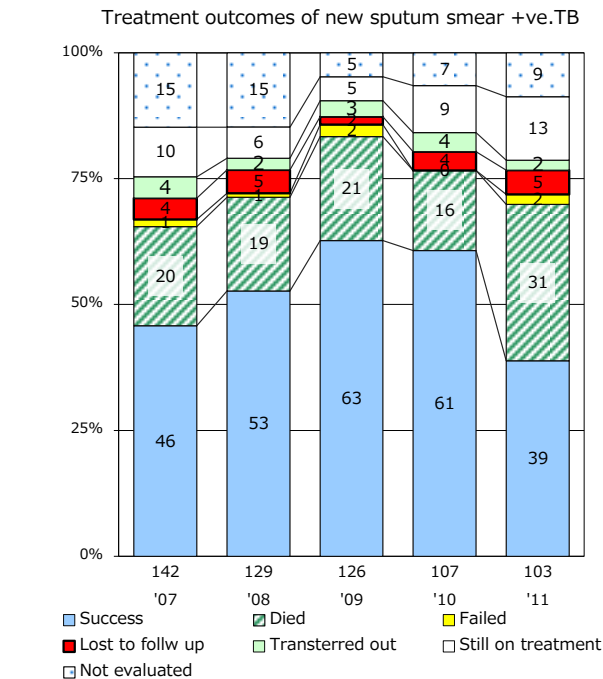
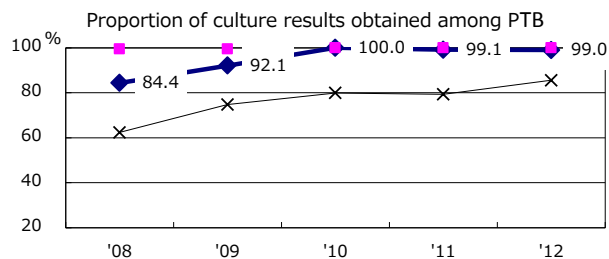
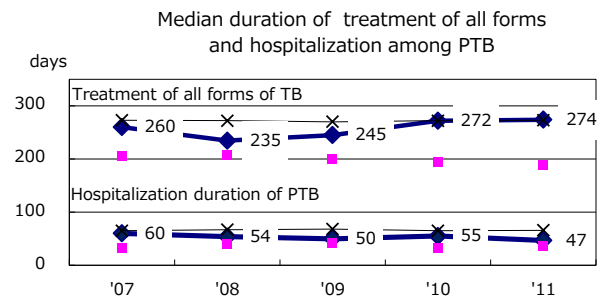
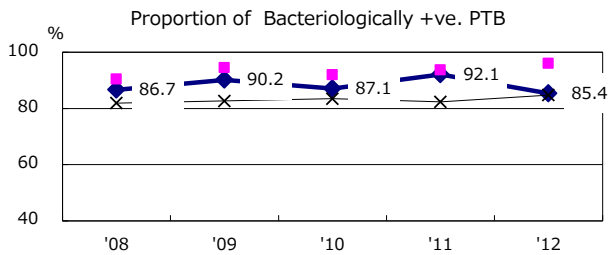
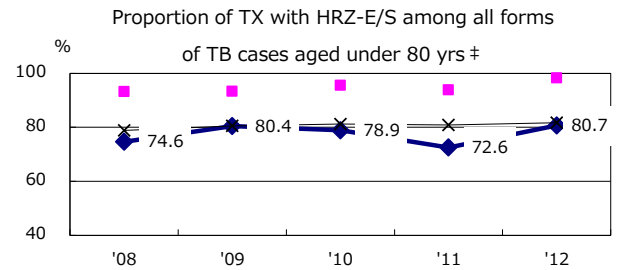
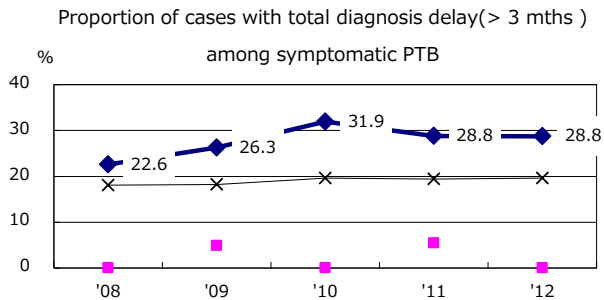
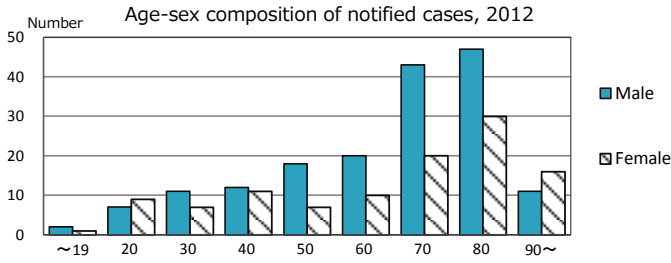
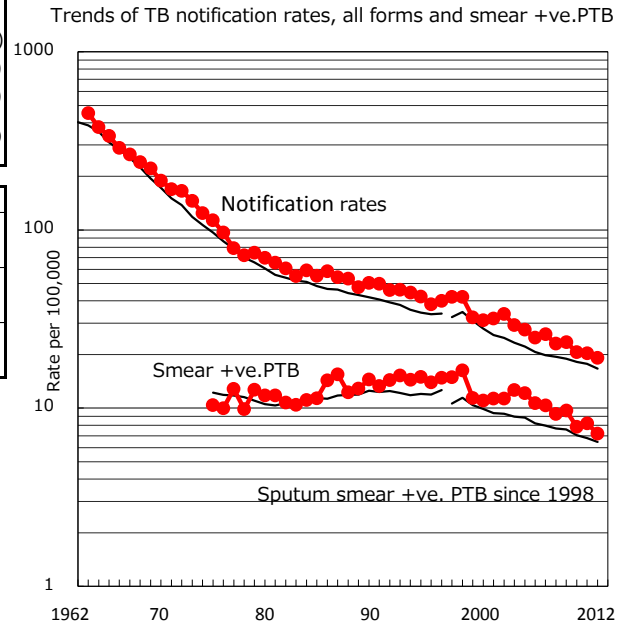


TB statistics in 2012 ( Population in Kyoto city 1,472,578 )	
Among newly registered : (Japan)	
Foreign borns	12 4.3% (5.0%)
TB cases with homeless history	4 1.4% (1.6%)
Male aged 35-59, without job and receiving public assistance	7 17.1% (10.8%)

Trends	'08	'09	'10	'11	'12
Notified cases	337	344	304	299	282
Rate per 100,000 population	23.0	23.5	20.6	20.3	19.2
Sputum smear +ve. pul.cases	136	142	116	121	106
Rate per 100,000 population	9.3	9.7	7.9	8.2	7.2
Latent Tuberculosis Infection	44	47	45	152	161
Rate per 100,000 population	3.0	3.2	3.1	10.3	10.9



PTB : pumonary TB

† Excluding unknown delay(%)

	'08	'09	'10	'11	'12
unknown delay(%)	0.5	0.0	0.0	0.0	2.4

‡ Excluding unknown Tx(%)

	'08	'09	'10	'11	'12
unknown Tx(%)	2.4	1.6	1.0	2.2	1.1