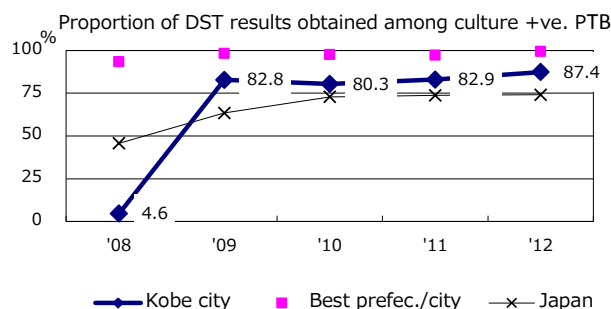
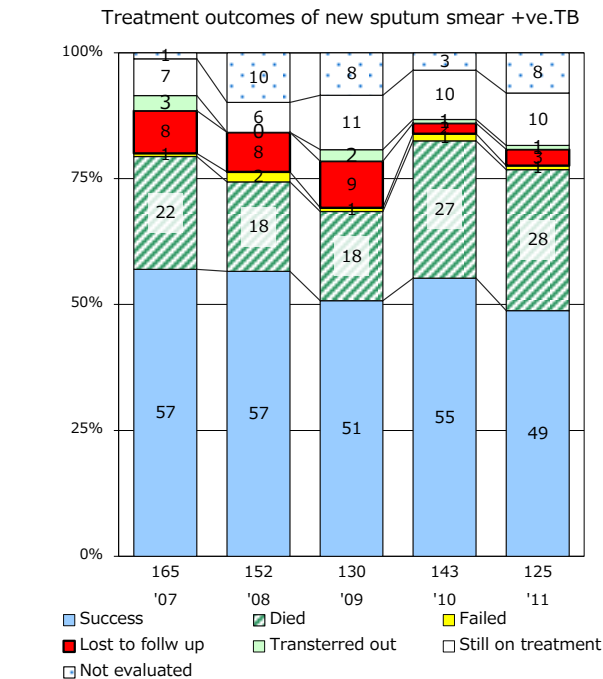
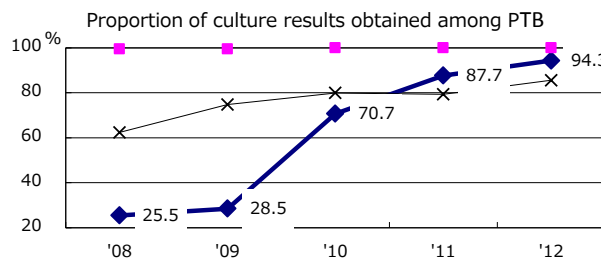
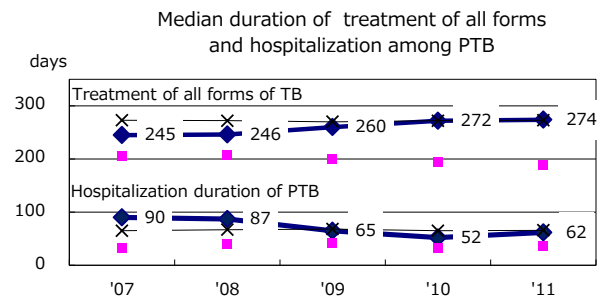
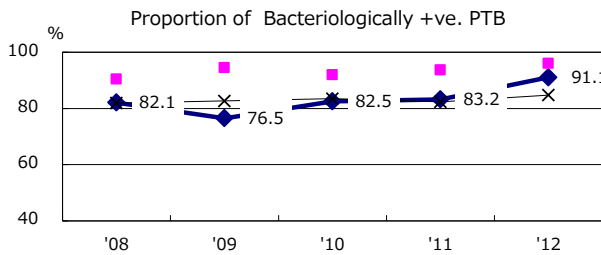
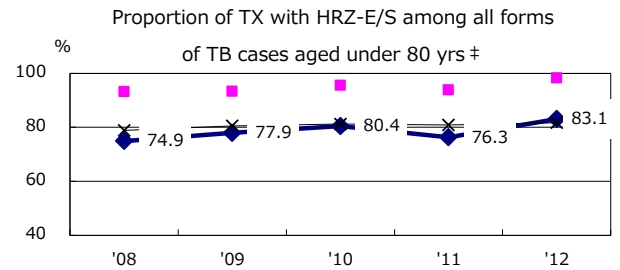
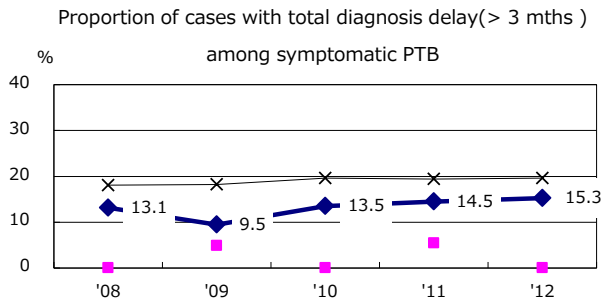
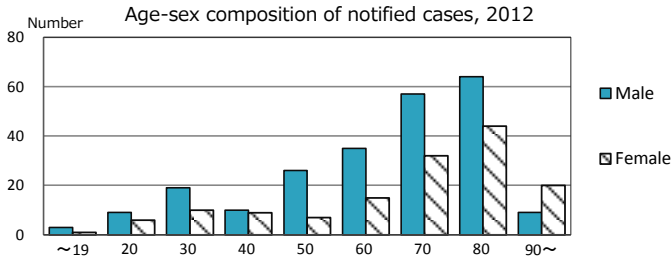
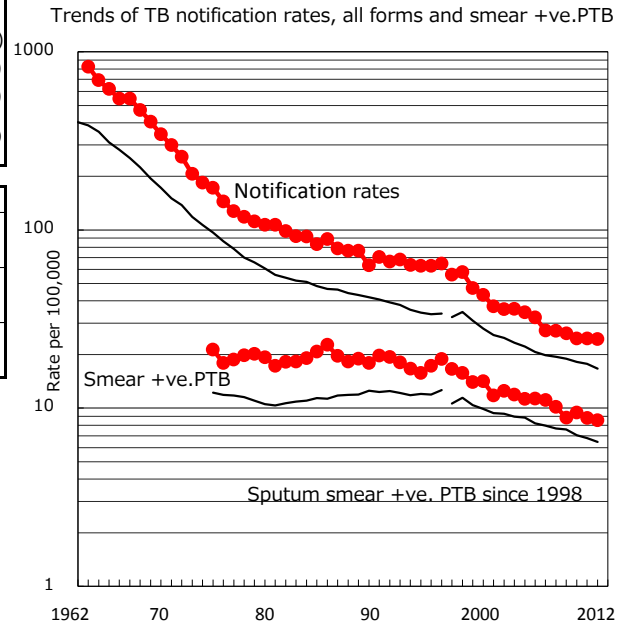


TB statistics in 2012 ( Population in Kobe city 1,542,128 )	
Among newly registered :	(Japan)
Foreign borns	25 6.6% (5.0%)
TB cases with homeless history	3 0.8% (1.6%)
Male aged 35-59, without job and receiving public assistance	12 21.8% (10.8%)

Trends	'08	'09	'10	'11	'12
Notified cases	417	403	380	380	376
Rate per 100,000 population	27.2	26.2	24.6	24.6	24.4
Sputum smear +ve. pul.cases	156	136	146	136	132
Rate per 100,000 population	10.2	8.9	9.5	8.8	8.6
Latent Tuberculosis Infection	54	46	56	79	89
Rate per 100,000 population	3.5	3.0	3.6	5.1	5.8



PTB : pumonyary TB

† Excluding unknown delay(%)	'08	'09	'10	'11	'12
	4.9	45.3	69.2	38.5	65.0

‡ Excluding unknown Tx(%)	'08	'09	'10	'11	'12
	0.9	0.0	0.0	0.4	0.8