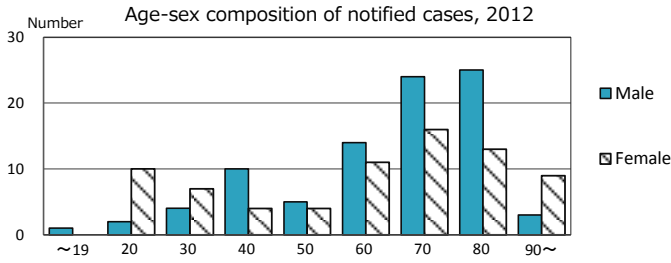
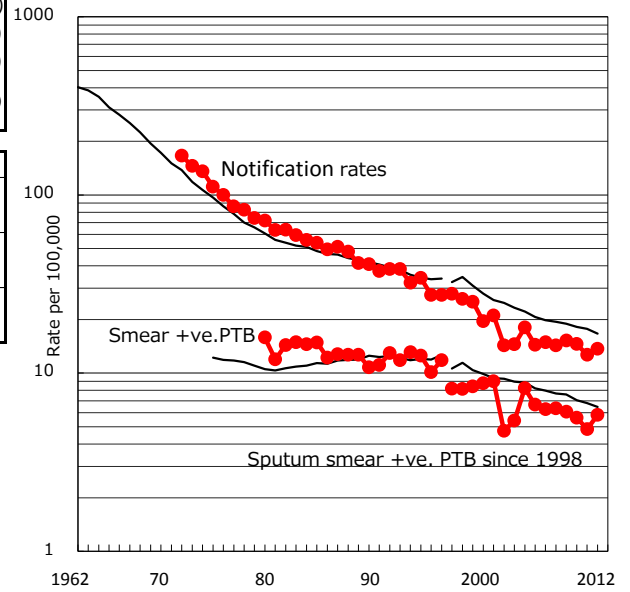


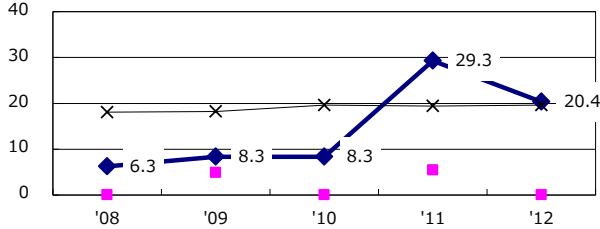
TB statistics in 2012 (Population in Hiroshima city 1,184,069)	
Among newly registered :	(Japan)
Foreign borns	10 6.2% (5.0%)
TB cases with homeless history	2 1.2% (1.6%)
Male aged 35-59,without job and receiveing public assistance	3 15.8% (10.8%)

Trends	'08	'09	'10	'11	'12
Notified cases	167	178	171	149	162
Rate per 100,000 population	14.3	15.2	14.6	12.7	13.7
Sputum smear +ve. pul.cases	74	71	66	57	69
Rate per 100,000 population	6.3	6.1	5.6	4.8	5.8
Latent Tuberculosis Infection	49	31	37	92	100
Rate per 100,000 population	4.2	2.6	3.2	7.8	8.4

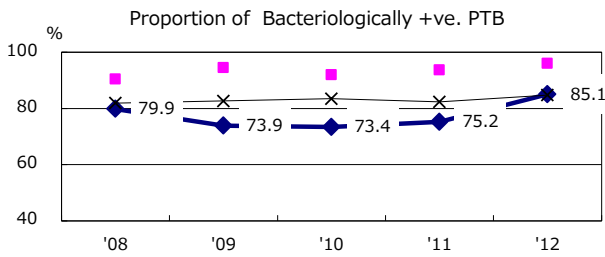
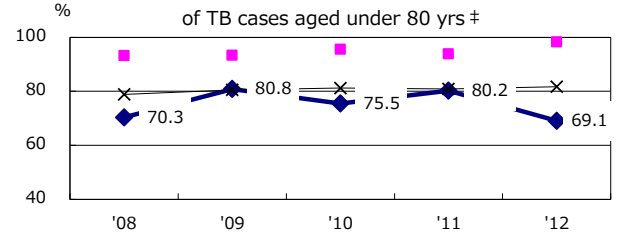
Trends of TB notification rates, all forms and smear +ve.PTB



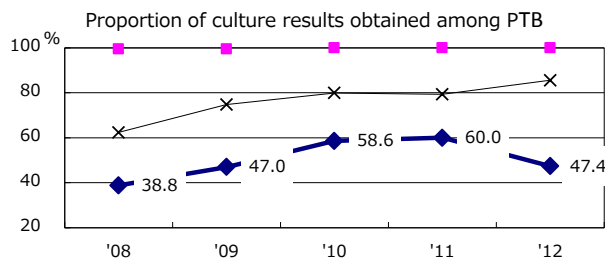
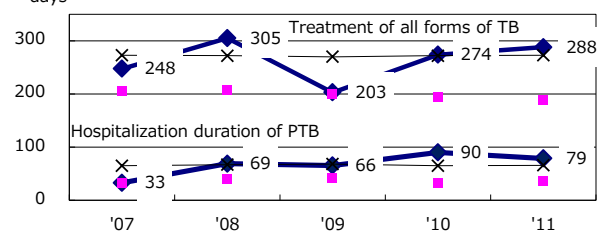
Proportion of cases with total diagnosis delay(> 3 mths) among symptomatic PTB



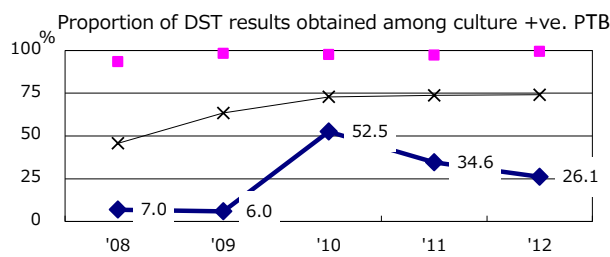
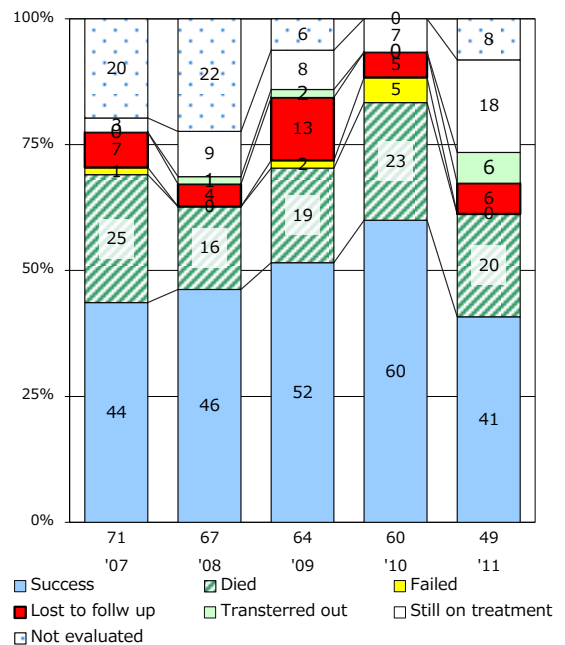
Proportion of TX with HRZ-E/S among all forms of TB cases aged under 80 yrs †



Median duration of treatment of all forms and hospitalization among PTB



Treatment outcomes of new sputum smear +ve.TB



PTB : pumonary TB

† Excluding unknown delay(%)	'08	'09	'10	'11	'12
	52.5	88.7	88.3	33.3	37.2

‡ Excluding unknown Tx(%)	'08	'09	'10	'11	'12
	0.8	0.8	0.0	1.0	1.8