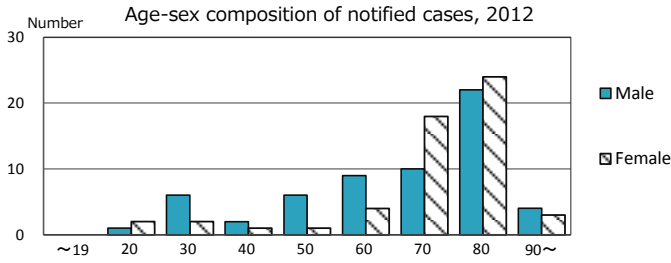
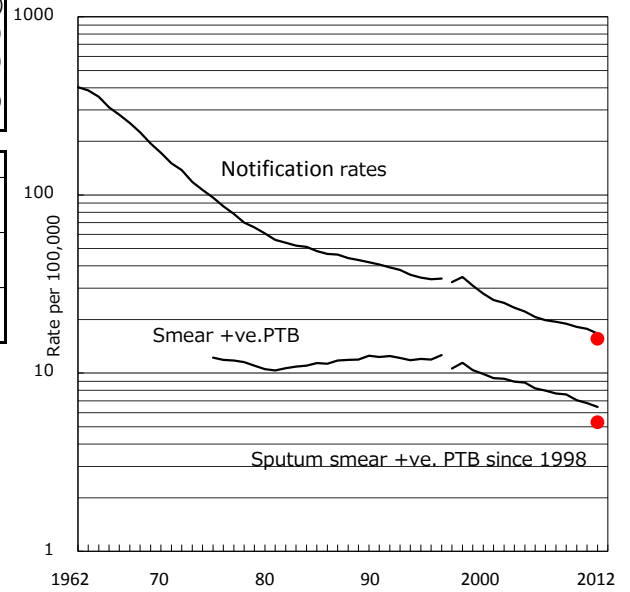


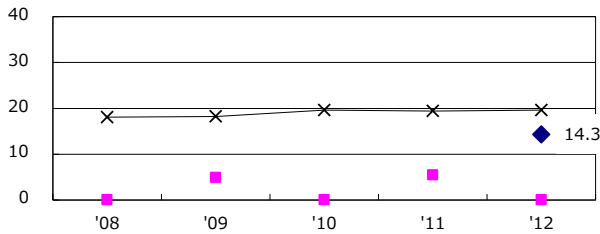
TB statistics in 2012 (Population in Kumamoto city 737,689)	
Among newly registered : (Japan)	
Foreign borns	2 1.7% (5.0%)
TB cases with homeless history	1 0.9% (1.6%)
Male aged 35-59, without job and receiving public assistance	1 7.1% (10.8%)

Trends	'08	'09	'10	'11	'12
Notified cases	-	-	-	-	115
Rate per 100,000 population	-	-	-	-	15.6
Sputum smear +ve. pul.cases	-	-	-	-	39
Rate per 100,000 population	-	-	-	-	5.3
Latent Tuberculosis Infection	-	-	-	-	55
Rate per 100,000 population	-	-	-	-	7.5

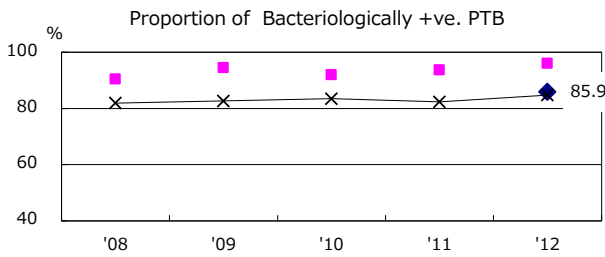
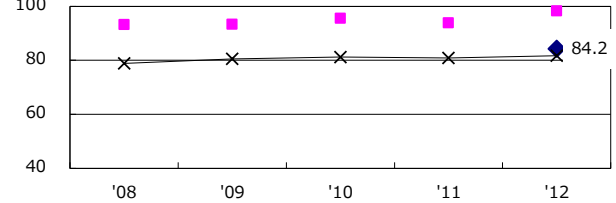
Trends of TB notification rates, all forms and smear +ve.PTB



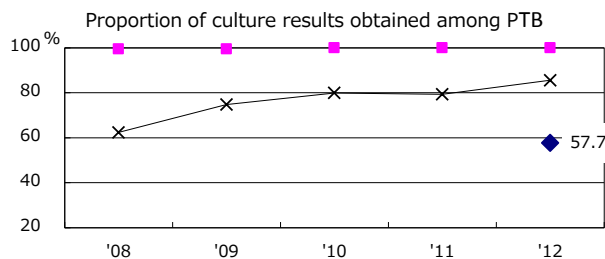
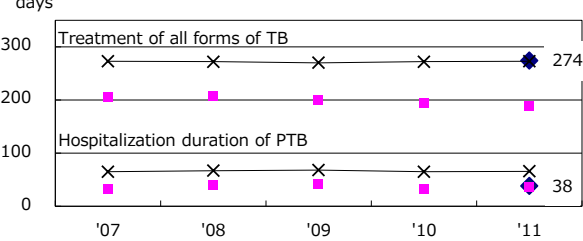
Proportion of cases with total diagnosis delay (> 3 mths) among symptomatic PTB



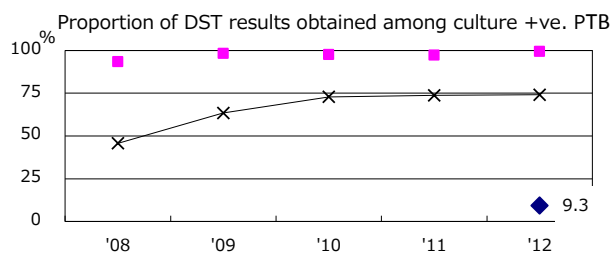
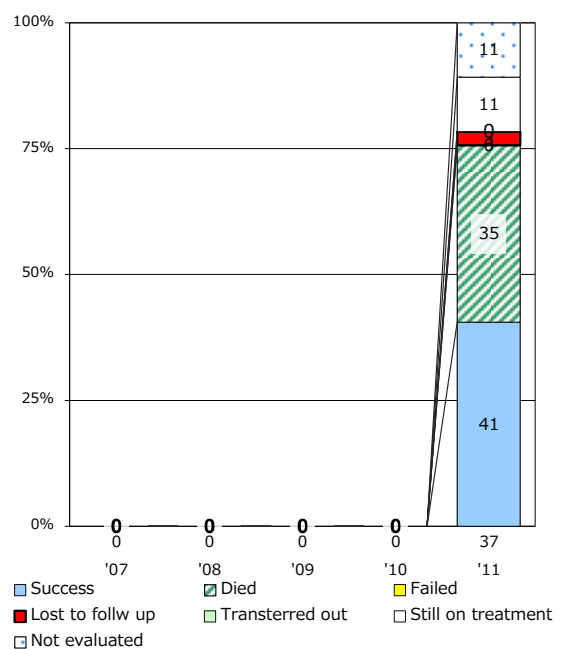
Proportion of TX with HRZ-E/S among all forms of TB cases aged under 80 yrs †



Median duration of treatment of all forms and hospitalization among PTB



Treatment outcomes of new sputum smear +ve.TB



PTB : pulmonary TB

† Excluding unknown delay(%)	'08	'09	'10	'11	'12
	-	-	-	-	79.1

‡ Excluding unknown Tx(%)	'08	'09	'10	'11	'12
	-	-	-	-	8.1