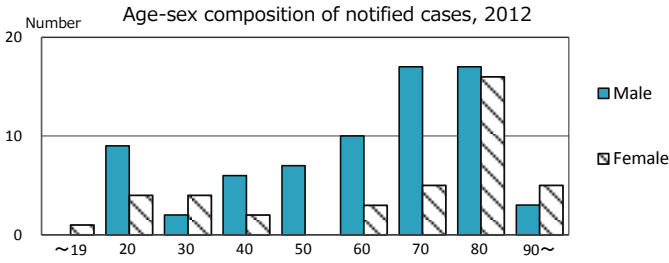
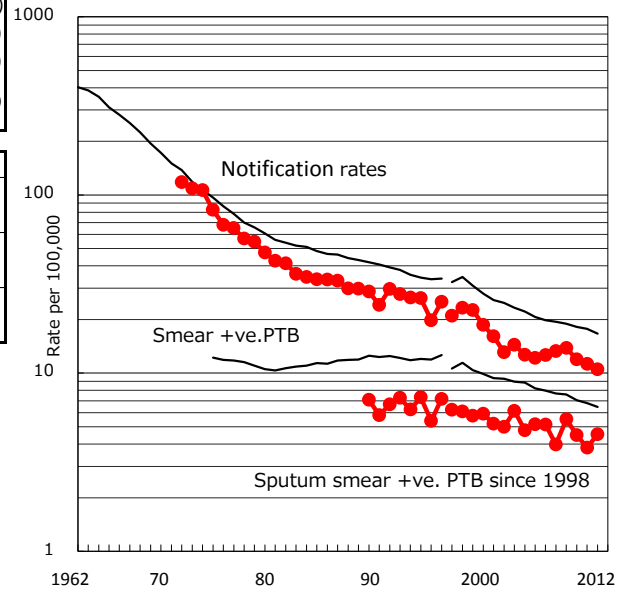


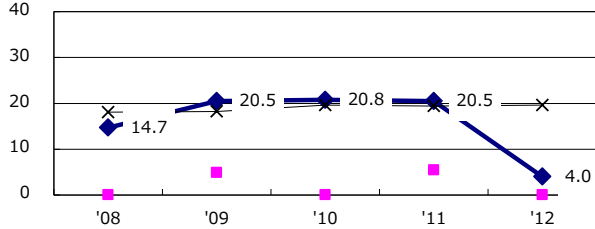
TB statistics in 2012 (Population in Sendai city 1,058,251)	
Among newly registered : (Japan)	
Foreign borns	7 6.3% (5.0%)
TB cases with homeless history	1 0.9% (1.6%)
Male aged 35-59, without job and receiving public assistance	2 13.3% (10.8%)

Trends	'08	'09	'10	'11	'12
Notified cases	137	143	125	118	111
Rate per 100,000 population	13.3	13.8	12.0	11.2	10.5
Sputum smear +ve. pul.cases	41	57	47	40	48
Rate per 100,000 population	4.0	5.5	4.5	3.8	4.5
Latent Tuberculosis Infection	54	22	41	62	59
Rate per 100,000 population	5.2	2.1	3.9	5.9	5.6

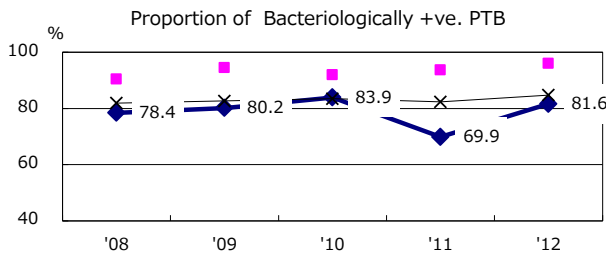
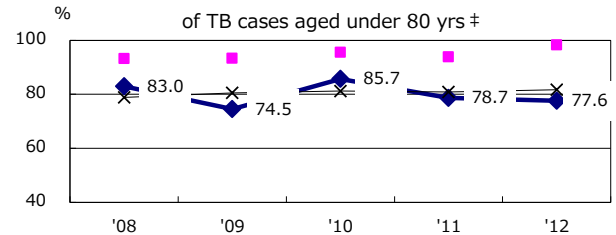
Trends of TB notification rates, all forms and smear +ve.PTB



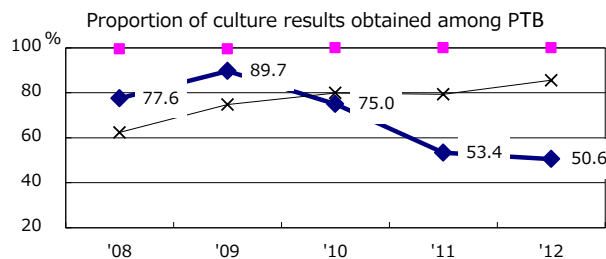
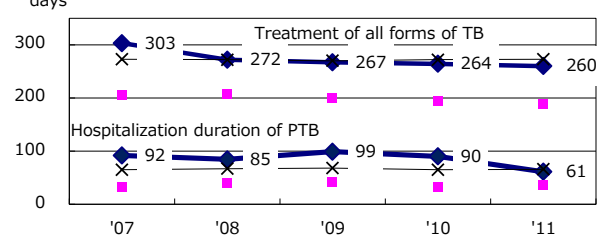
Proportion of cases with total diagnosis delay (> 3 mths) among symptomatic PTB



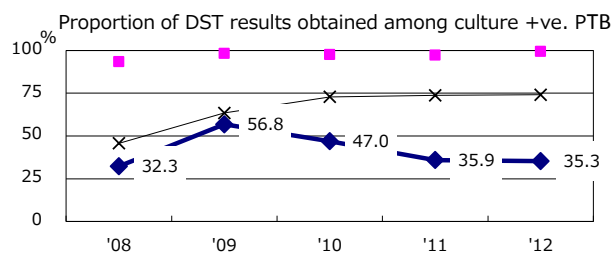
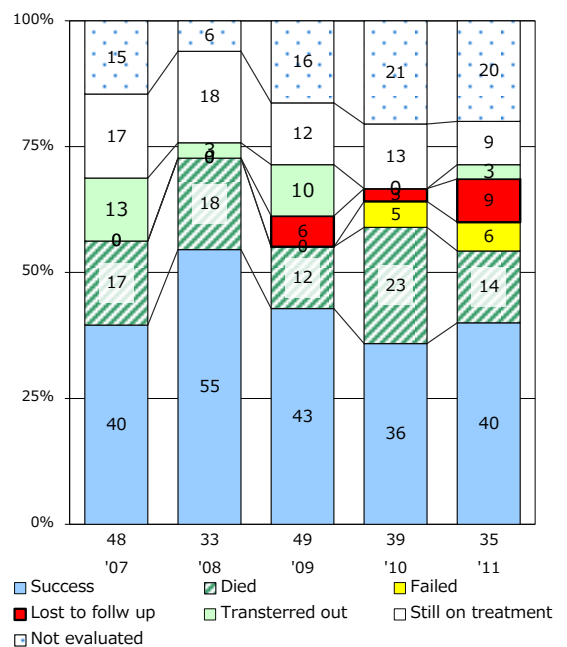
Proportion of TX with HRZ-E/S among all forms of TB cases aged under 80 yrs †



Median duration of treatment of all forms and hospitalization among PTB



Treatment outcomes of new sputum smear +ve.TB



PTB : pumonyary TB

† Excluding unknown delay(%)	'08	'09	'10	'11	'12
	59.5	59.8	31.2	44.3	61.5

‡ Excluding unknown Tx(%)	'08	'09	'10	'11	'12
	2.9	2.0	0.0	3.8	4.3