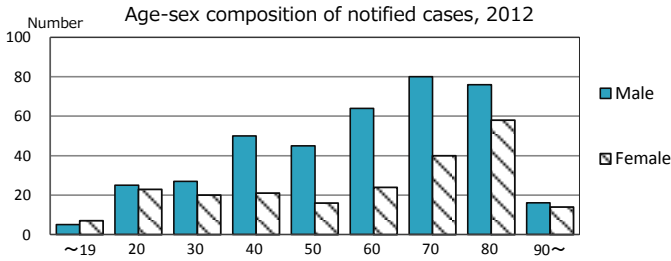
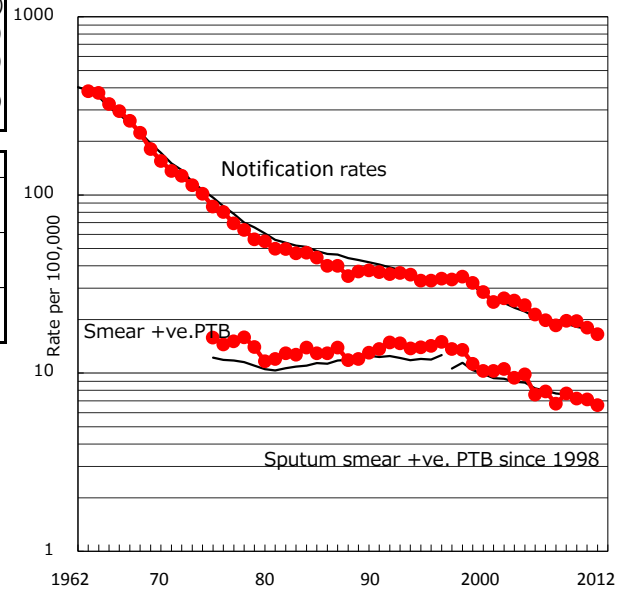


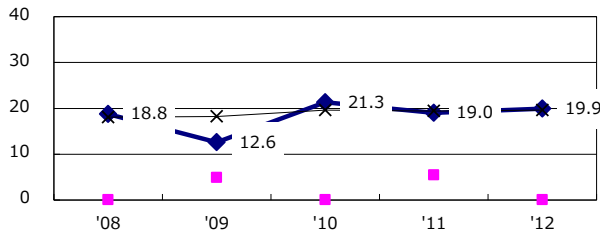
TB statistics in 2012 ( Population in Yokohama city 3,697,006 )	
Among newly registered :	(Japan)
Foreign borns	35 5.7% (5.0%)
TB cases with homeless history	10 1.6% (1.6%)
Male aged 35-59, without job and receiving public assistance	17 13.9% (10.8%)

Trends	'08	'09	'10	'11	'12
Notified cases	676	720	722	663	611
Rate per 100,000 population	18.5	19.6	19.6	18.0	16.5
Sputum smear +ve. pul.cases	246	282	265	262	244
Rate per 100,000 population	6.7	7.7	7.2	7.1	6.6
Latent Tuberculosis Infection	134	135	156	229	243
Rate per 100,000 population	3.7	3.7	4.2	6.2	6.6

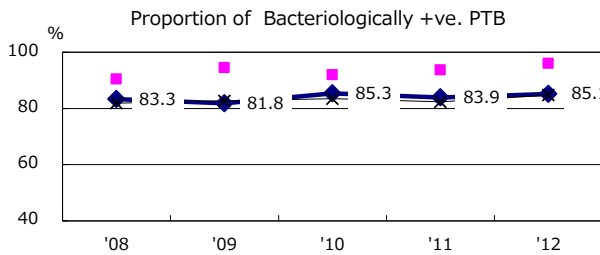
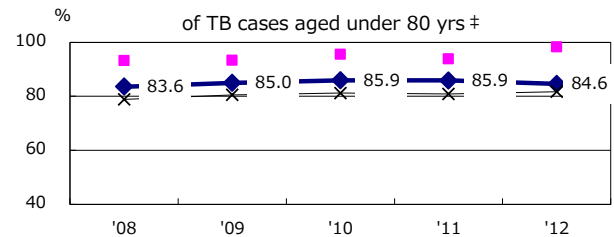
Trends of TB notification rates, all forms and smear +ve.PTB



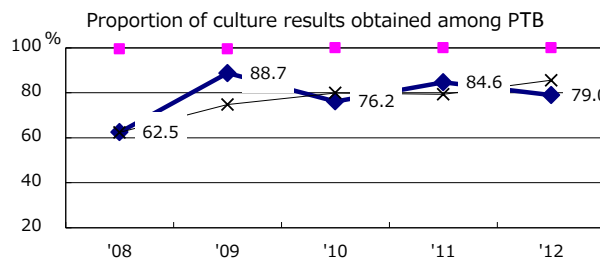
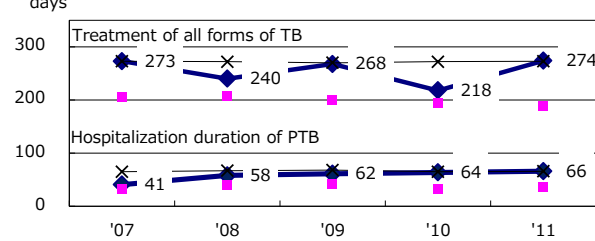
Proportion of cases with total diagnosis delay (> 3 mths) among symptomatic PTB



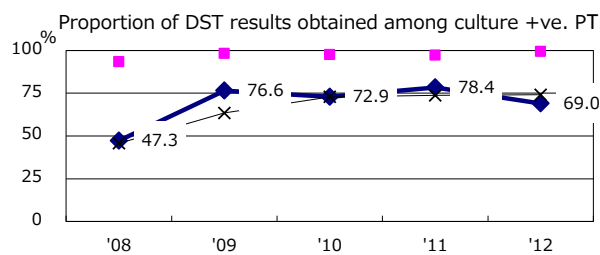
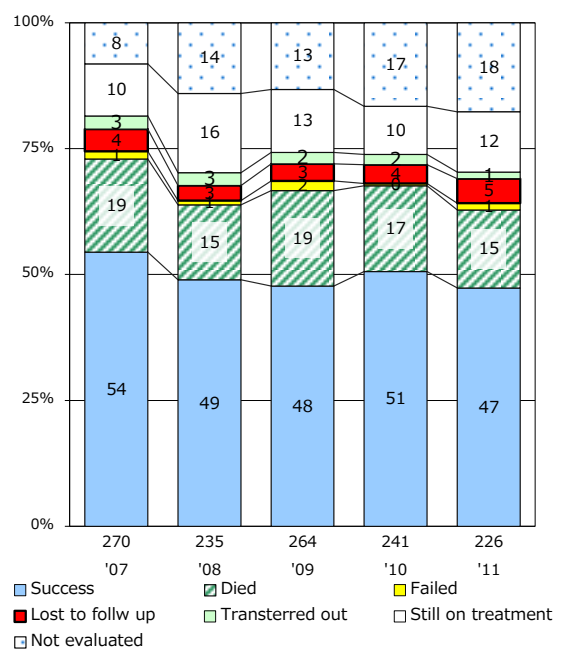
Proportion of TX with HRZ-E/S among all forms of TB cases aged under 80 yrs †



Median duration of treatment of all forms and hospitalization among PTB



Treatment outcomes of new sputum smear +ve.TB



PTB : pulmonary TB

† Excluding unknown delay(%)	'08	'09	'10	'11	'12
	59.5	56.3	49.2	46.6	41.8

‡ Excluding unknown Tx(%)	'08	'09	'10	'11	'12
	2.2	2.3	4.3	2.3	1.3