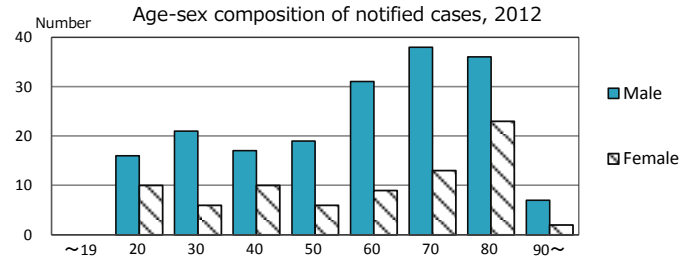
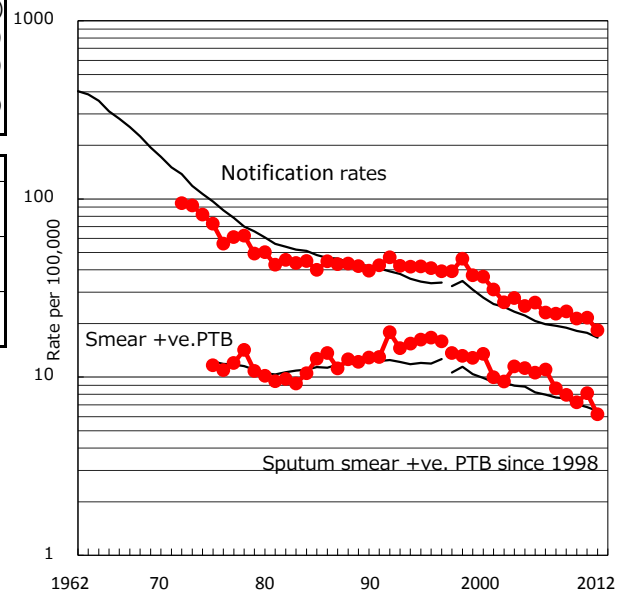


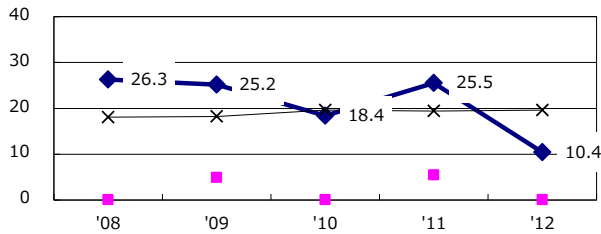
TB statistics in 2012 ( Population in Kawasaki city 1,439,164 )	
Among newly registered :	(Japan)
Foreign borns	11 4.2% (5.0%)
TB cases with homeless history	5 1.9% (1.6%)
Male aged 35-59, without job and receiving public assistance	6 10.5% (10.8%)

Trends	'08	'09	'10	'11	'12
Notified cases	315	329	304	308	264
Rate per 100,000 population	22.7	23.3	21.3	21.5	18.3
Sputum smear +ve. pul.cases	120	112	103	116	89
Rate per 100,000 population	8.6	7.9	7.2	8.1	6.2
Latent Tuberculosis Infection	80	53	63	105	104
Rate per 100,000 population	5.8	3.8	4.4	7.3	7.2

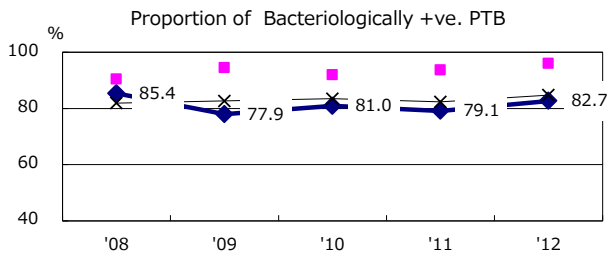
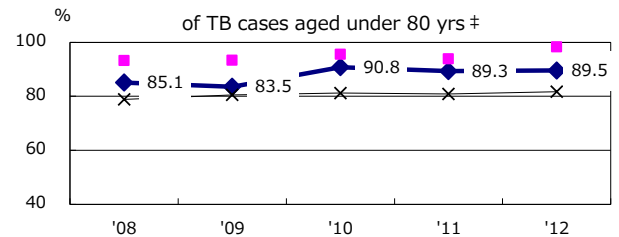
Trends of TB notification rates, all forms and smear +ve.PTB



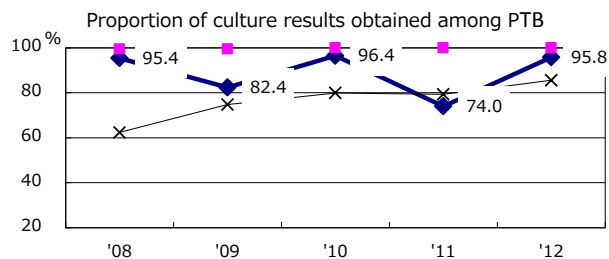
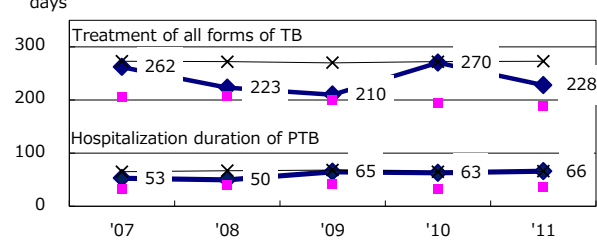
Proportion of cases with total diagnosis delay (> 3 mths) among symptomatic PTB



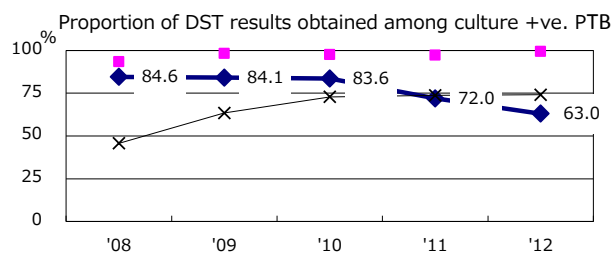
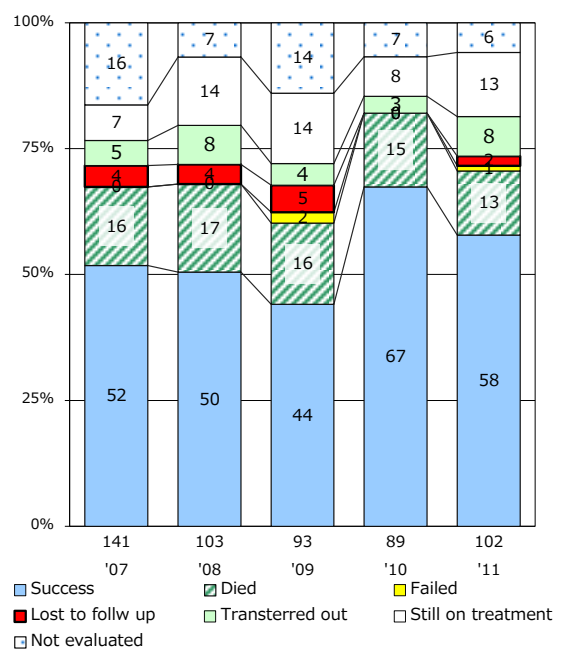
Proportion of TX with HRZ-E/S among all forms of TB cases aged under 80 yrs †



Median duration of treatment of all forms and hospitalization among PTB



Treatment outcomes of new sputum smear +ve.TB



PTB : pumonary TB

† Excluding unknown delay(%)	'08	'09	'10	'11	'12
	9.3	23.0	25.3	45.6	7.4

‡ Excluding unknown Tx(%)	'08	'09	'10	'11	'12
	1.1	1.8	0.4	2.0	2.6