結核対策活動評価図　2016年

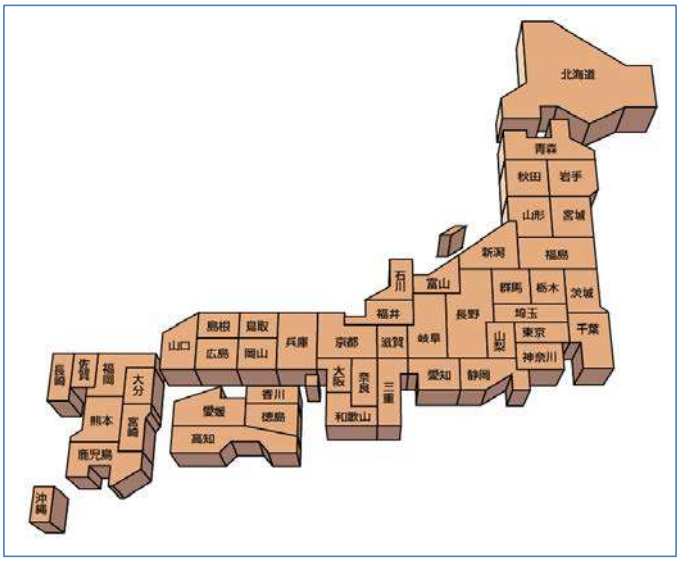

結核研究所疫学情報センター

疫学情報センター
Tuberculosis Surveillance Center

全国

2016年　疫学統計			
人口	126,932,772	人	(全国)
新登録中外国人	1338	名	(7.6%)
新登録中ホームレス経験あり	184	名	(1.0%)
新登録30-59歳男中無職かつ生保	166	名	(7.7%)

年次推移(年)	'12	'13	'14	'15	2016
新登録数	21,283	20,495	19,615	18,280	17,625
人口10万対率	16.7	16.1	15.4	14.4	13.9
新登録肺結核喀痰塗抹陽性数	8,237	8,119	7,651	7,131	6,642
人口10万対率	6.5	6.4	6.0	5.6	5.2
潜在性結核	8,771	7,147	7,562	6,675	7,477
人口10万対率	6.9	5.6	6.0	5.3	5.9

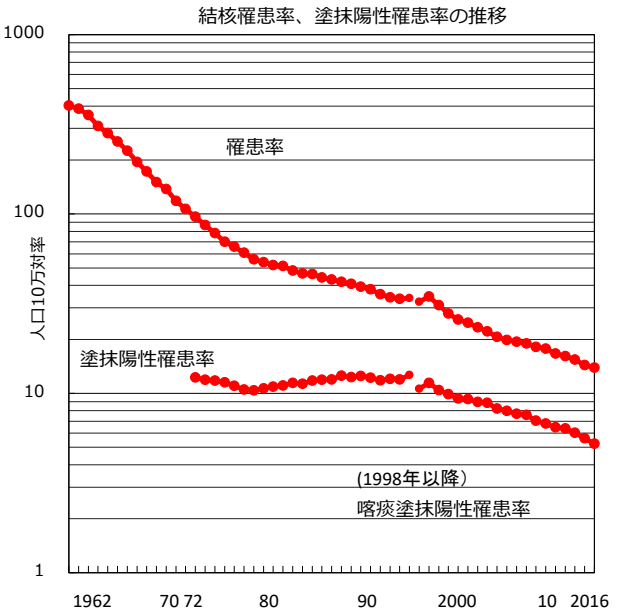

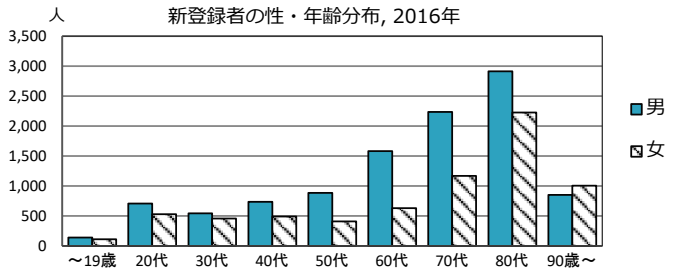

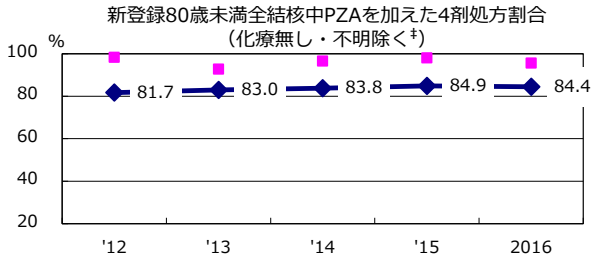

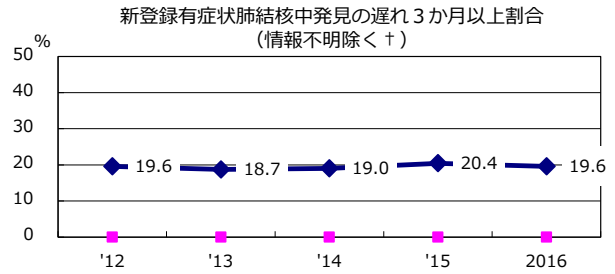

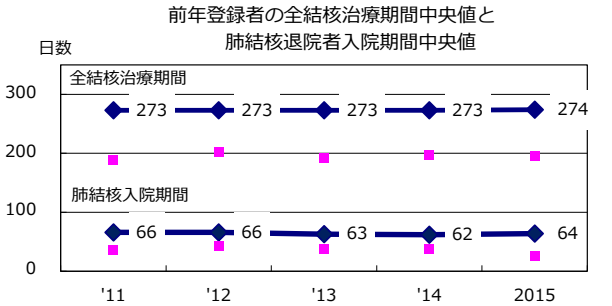

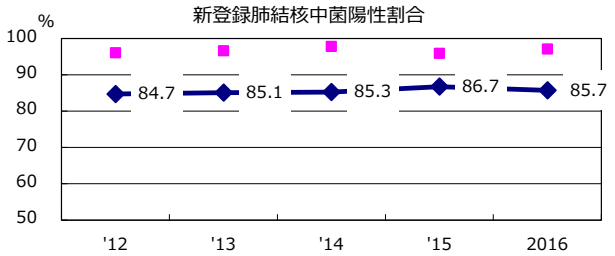

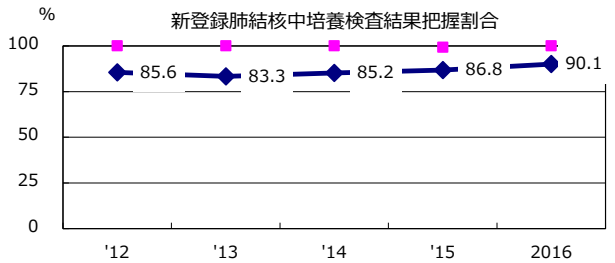

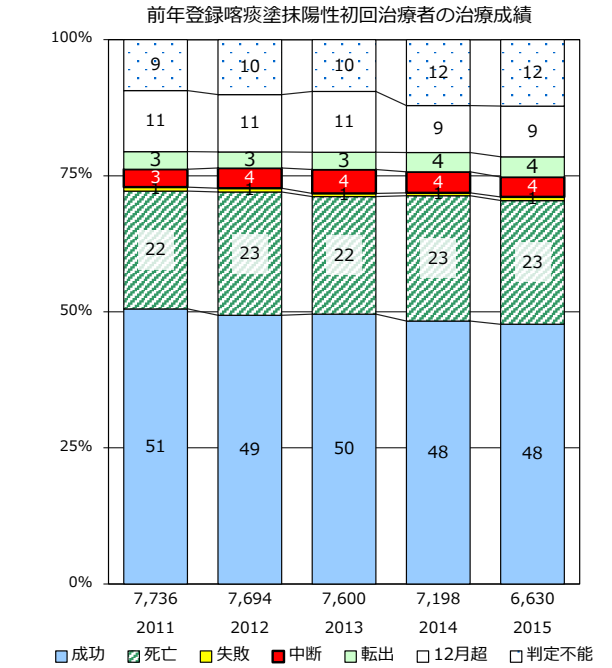

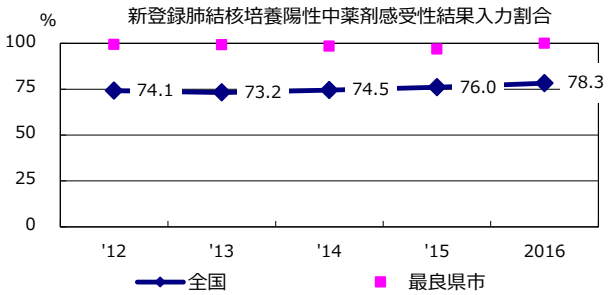

	'12	'13	'14	'15	2016
†発見の遅れ情報不明(%)	32.6	33.7	37.7	36.5	32.9

	'12	'13	'14	'15	2016
‡化療無・不明(%)	2.3	2.6	2.7	2.6	2.5

北海道

2016年　疫学統計				
人口	3,393,423	人		(全国)
新登録中外国人	10	名	2.8%	(7.6%)
新登録中ホームレス経験あり	0	名	0.0%	(1.0%)
新登録30-59歳男中無職かつ生保	4	名	14.8%	(7.7%)

年次推移(年)	'12	'13	'14	'15	2016
新登録数	406	365	378	350	358
人口10万対率	11.5	10.4	10.9	10.2	10.5
新登録肺結核喀痰塗抹陽性数	179	144	164	149	117
人口10万対率	5.1	4.1	4.7	4.3	3.4
潜在性結核	188	171	144	129	138
人口10万対率	5.3	4.9	4.2	3.8	4.1

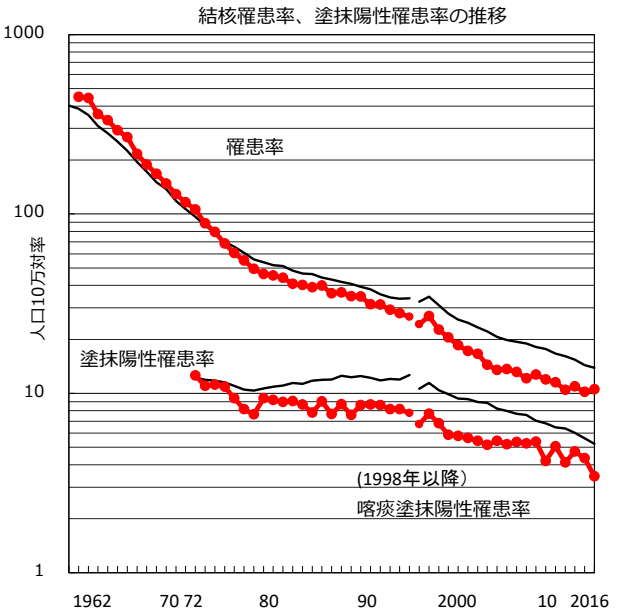

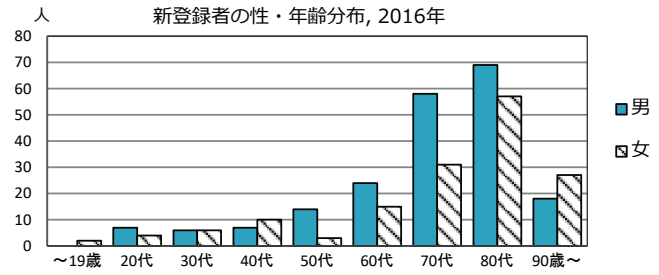

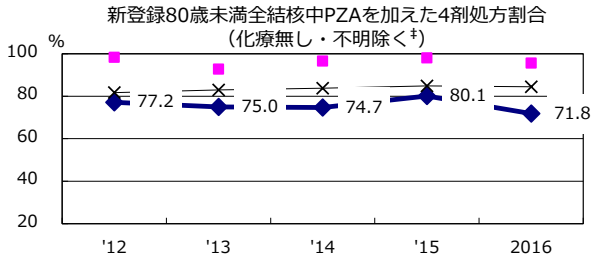

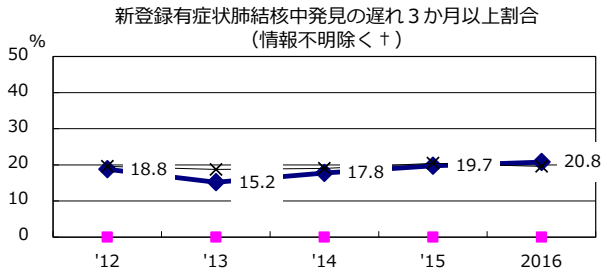

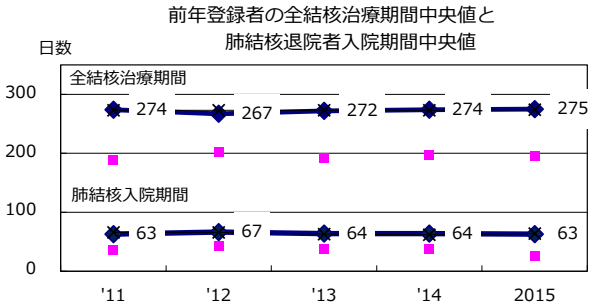

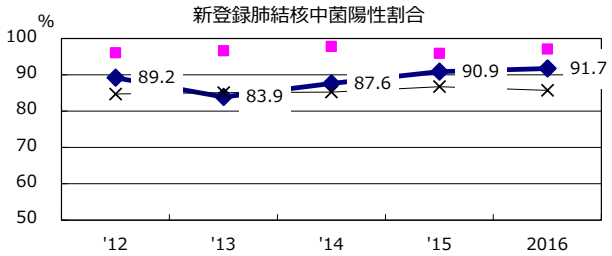

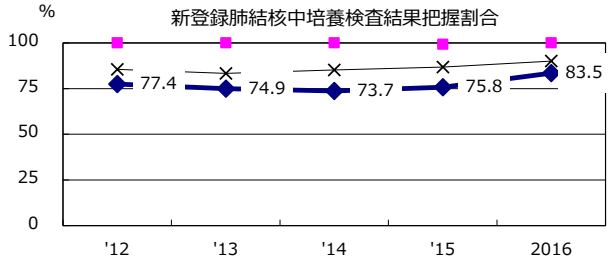

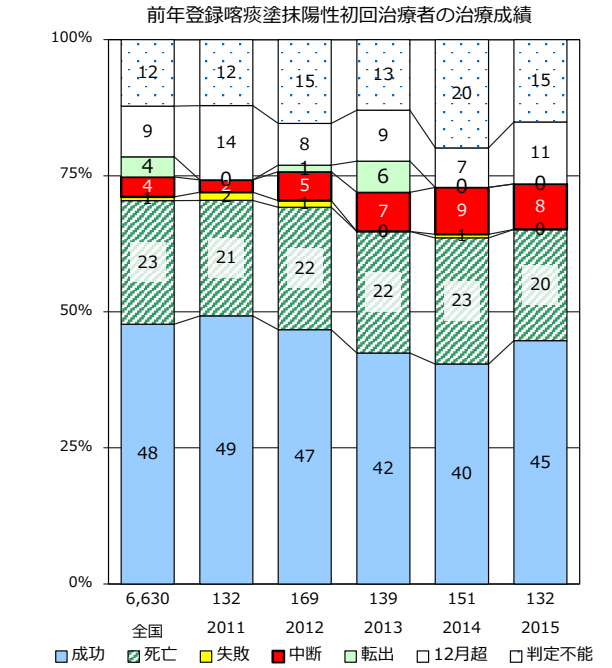

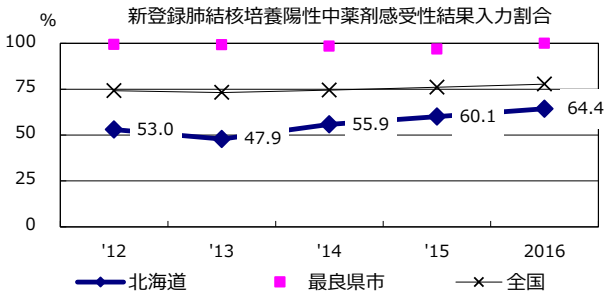

	'12	'13	'14	'15	2016
†発見の遅れ情報不明(%)	19.9	24.8	27.2	29.0	34.0

	'12	'13	'14	'15	2016
‡化療無・不明(%)	5.3	4.0	4.0	6.2	7.0

青森

2016年　疫学統計				
人口	1,293,470	人		(全国)
新登録中外国人	5	名	2.9%	(7.6%)
新登録中ホームレス経験あり	0	名	0.0%	(1.0%)
新登録30-59歳男中無職かつ生保	2	名	11.8%	(7.7%)

年次推移(年)	'12	'13	'14	'15	2016
新登録数	183	176	185	182	171
人口10万対率	13.6	13.2	14.0	13.9	13.2
新登録肺結核喀痰塗抹陽性数	85	91	76	81	72
人口10万対率	6.3	6.8	5.8	6.2	5.6
潜在性結核	192	131	180	114	121
人口10万対率	14.2	9.8	13.6	8.7	9.4

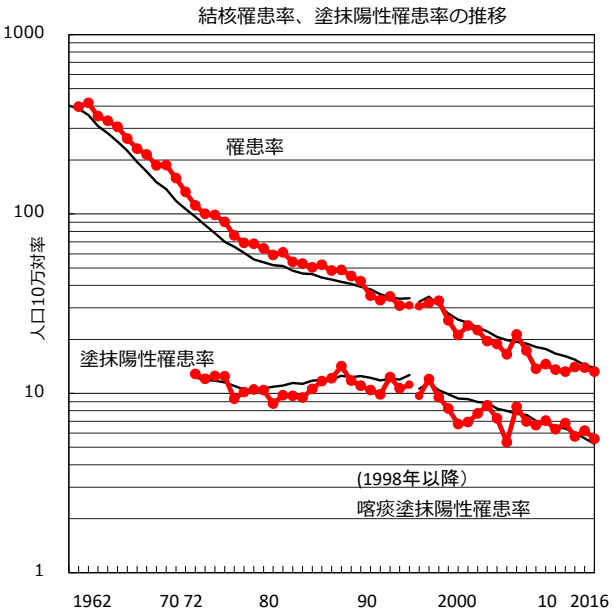

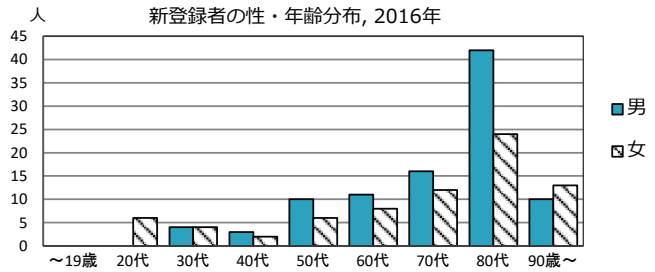

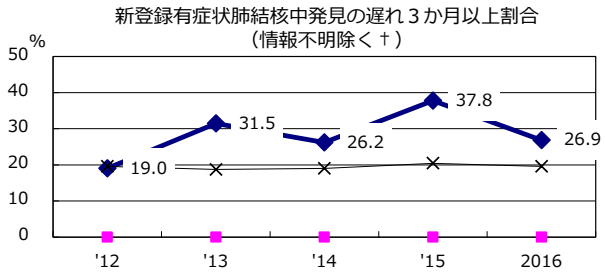

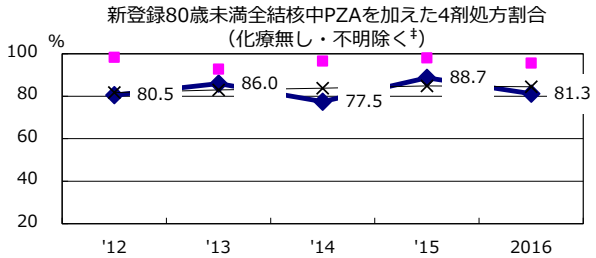

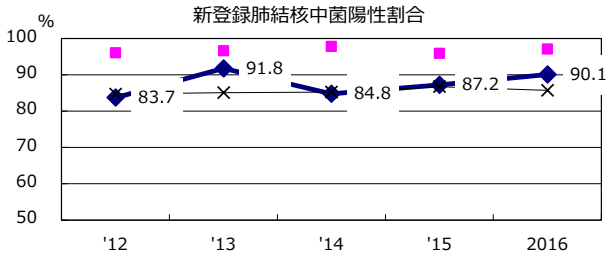

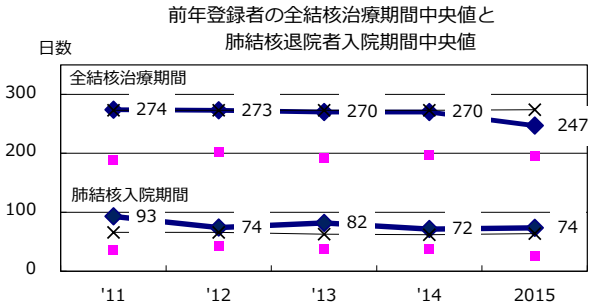

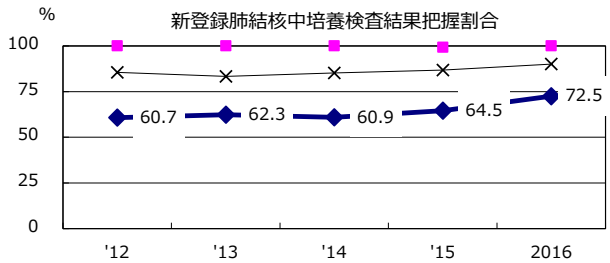

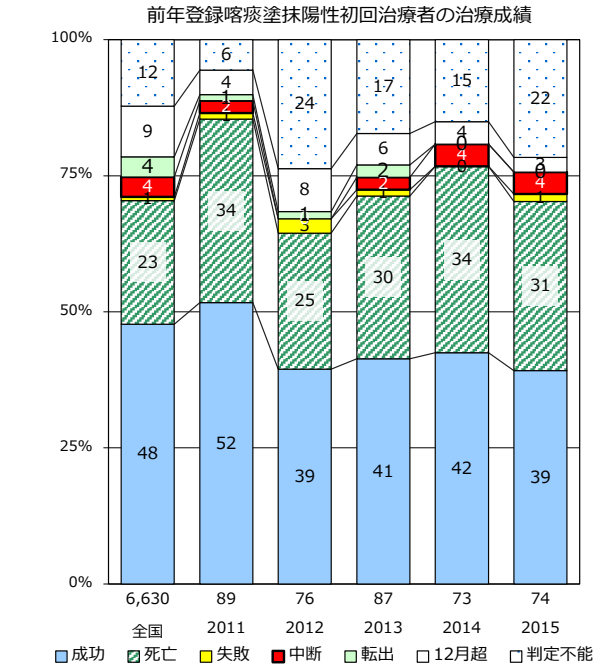

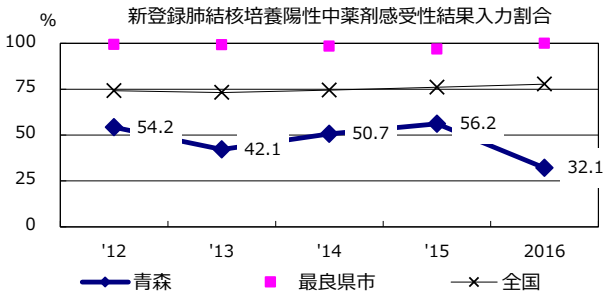

	'12	'13	'14	'15	2016
†発見の遅れ情報不明(%)	35.1	47.1	60.0	57.1	38.5

	'12	'13	'14	'15	2016
‡化療無・不明(%)	2.6	6.1	0.0	0.9	2.4

岩手

2016年　疫学統計				
人口	1,267,993	人		(全国)
新登録中外国人	5	名	3.8%	(7.6%)
新登録中ホームレス経験あり	2	名	1.5%	(1.0%)
新登録30-59歳男中無職かつ生保	1	名	10.0%	(7.7%)

年次推移(年)	'12	'13	'14	'15	2016
新登録数	166	149	158	136	131
人口10万対率	12.7	11.5	12.3	10.6	10.3
新登録肺結核喀痰塗抹陽性数	61	64	61	54	54
人口10万対率	4.7	4.9	4.7	4.2	4.3
潜在性結核	134	81	106	104	97
人口10万対率	10.3	6.3	8.3	8.1	7.6

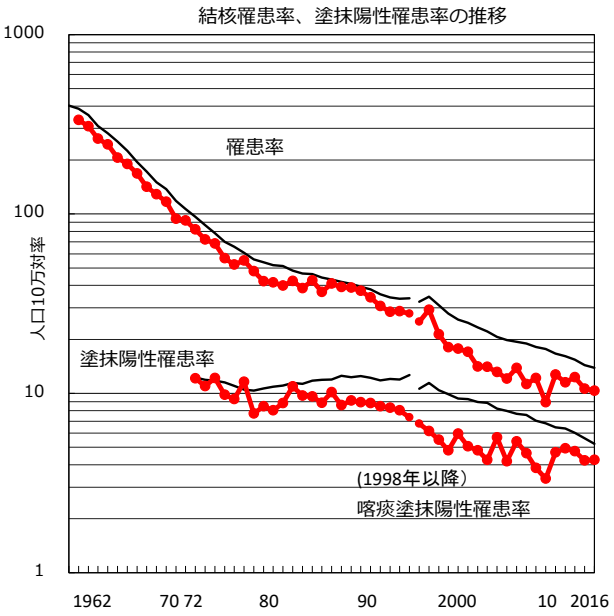

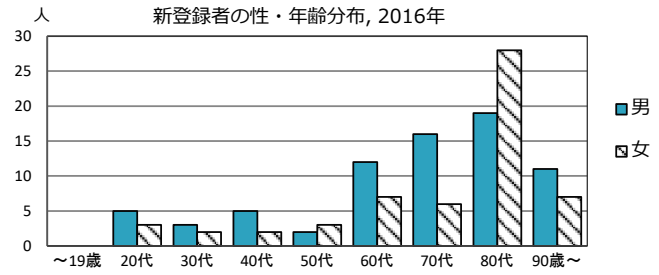

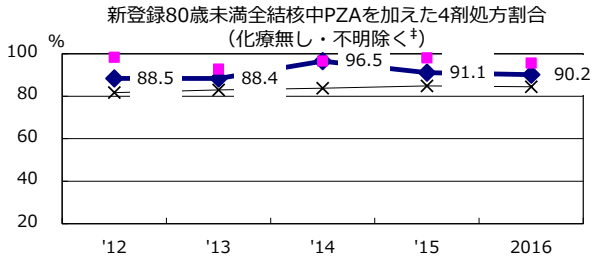

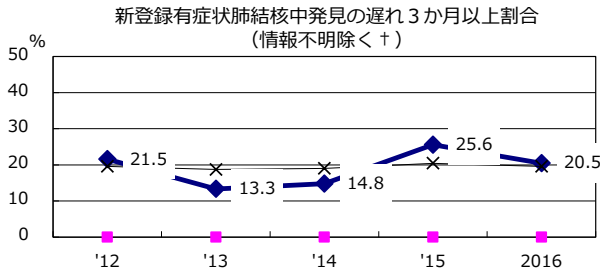

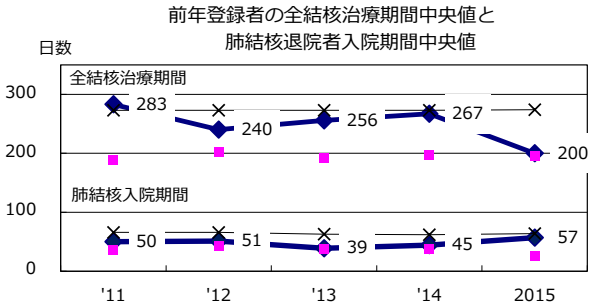

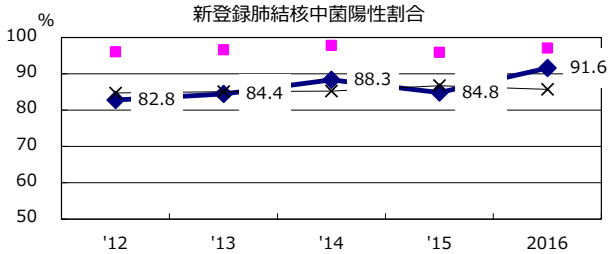

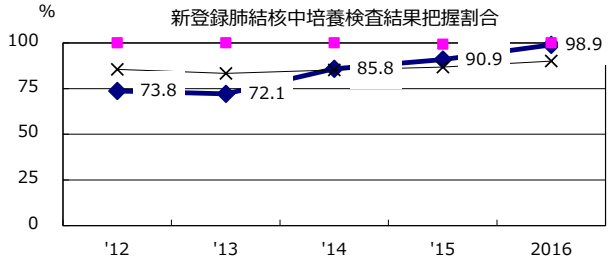

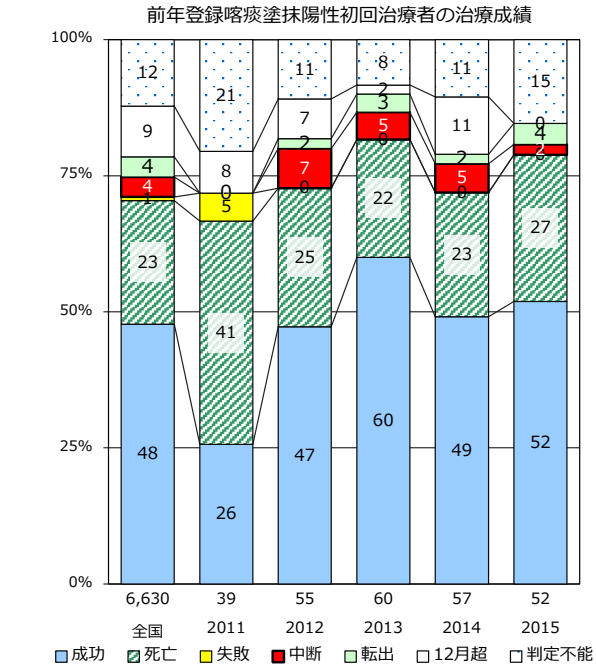

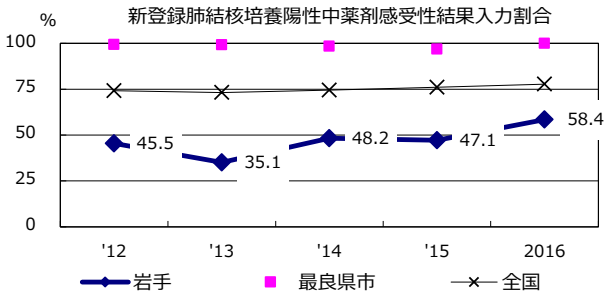

	'12	'13	'14	'15	2016
†発見の遅れ情報不明(%)	27.0	46.4	34.9	38.6	41.3

	'12	'13	'14	'15	2016
‡化療無・不明(%)	5.5	1.1	2.3	1.3	7.6

宮城

2016年　疫学統計				
人口	1,245,446	人		(全国)
新登録中外国人	6	名	6.1%	(7.6%)
新登録中ホームレス経験あり	1	名	1.0%	(1.0%)
新登録30-59歳男中無職かつ生保	0	名	0.0%	(7.7%)

年次推移(年)	'12	'13	'14	'15	2016
新登録数	120	122	107	105	98
人口10万対率	9.5	9.7	8.5	8.4	7.9
新登録肺結核喀痰塗抹陽性数	48	46	47	41	50
人口10万対率	3.8	3.7	3.7	3.3	4.0
潜在性結核	88	80	61	59	84
人口10万対率	6.9	6.4	4.9	4.7	6.7

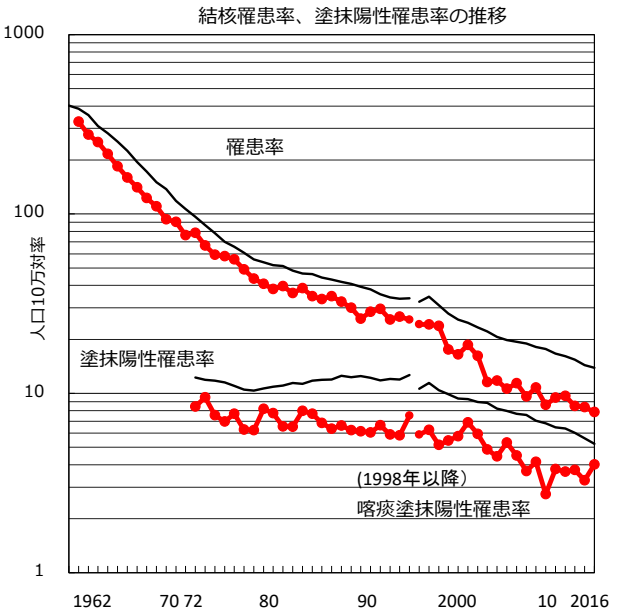

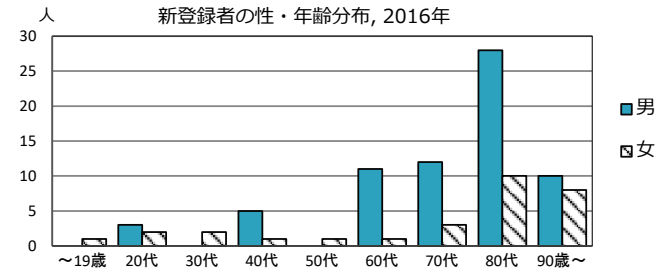

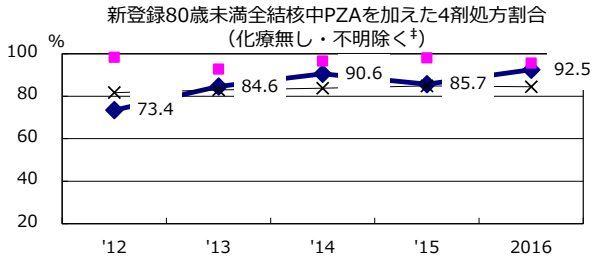

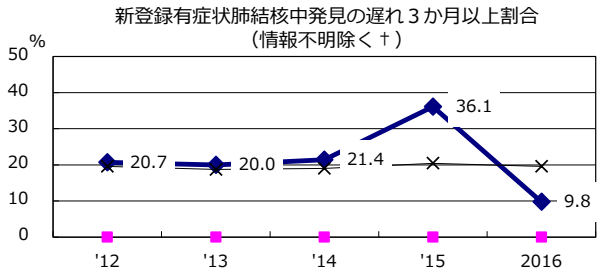

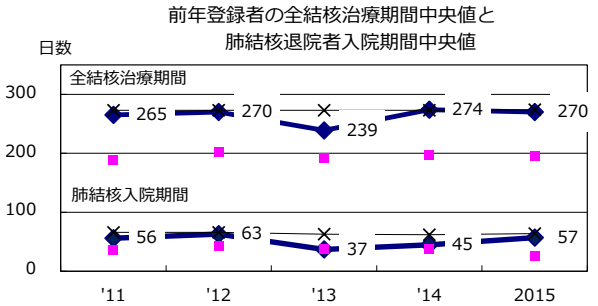

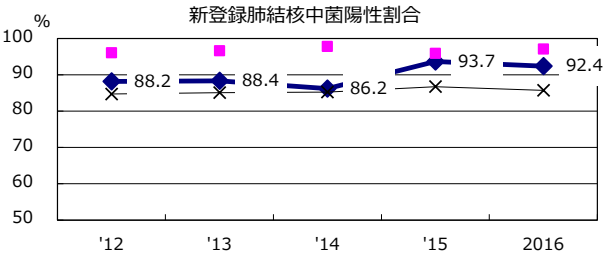

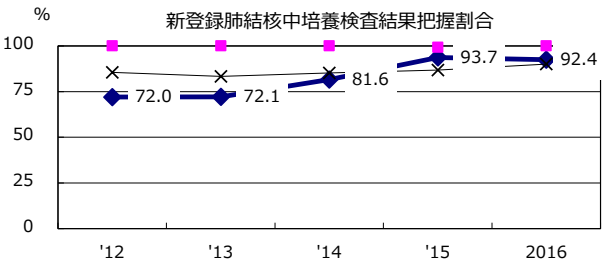

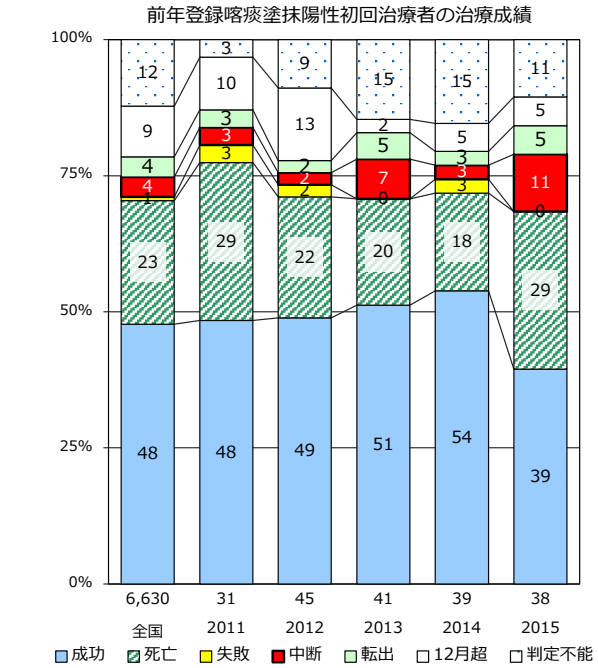

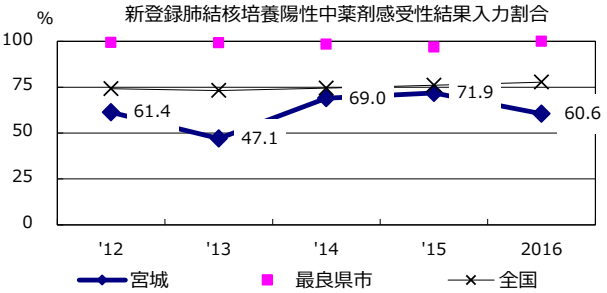

	'12	'13	'14	'15	2016
†発見の遅れ情報不明(%)	56.1	52.8	36.4	41.9	39.7

	'12	'13	'14	'15	2016
‡化療無・不明(%)	7.2	3.0	1.9	5.8	4.8

秋田

2016年　疫学統計				
人口	1,009,806	人		(全国)
新登録中外国人	0	名	0.0%	(7.6%)
新登録中ホームレス経験あり	0	名	0.0%	(1.0%)
新登録30-59歳男中無職かつ生保	0	名	0.0%	(7.7%)

年次推移(年)	'12	'13	'14	'15	2016
新登録数	137	108	98	87	86
人口10万対率	12.9	10.3	9.5	8.5	8.5
新登録肺結核喀痰塗抹陽性数	57	49	38	29	43
人口10万対率	5.4	4.7	3.7	2.8	4.3
潜在性結核	72	67	64	34	48
人口10万対率	6.8	6.4	6.2	3.3	4.8

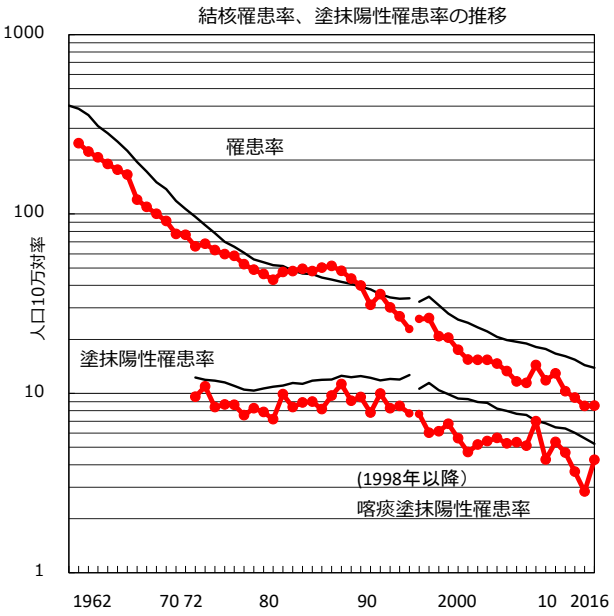

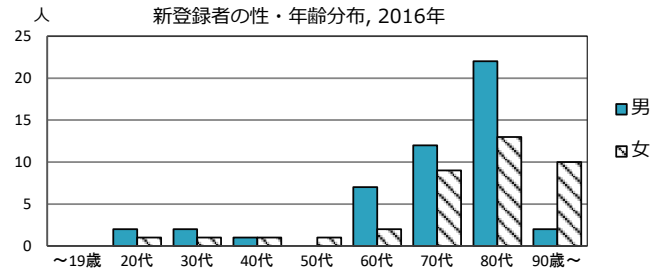

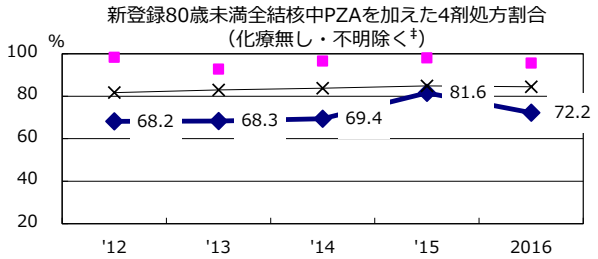

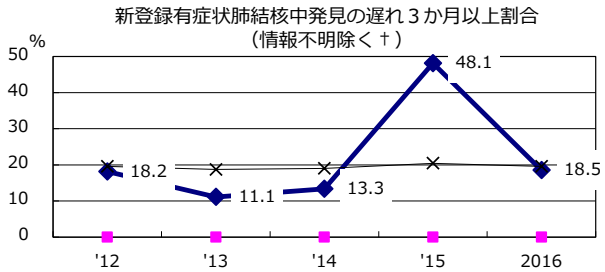

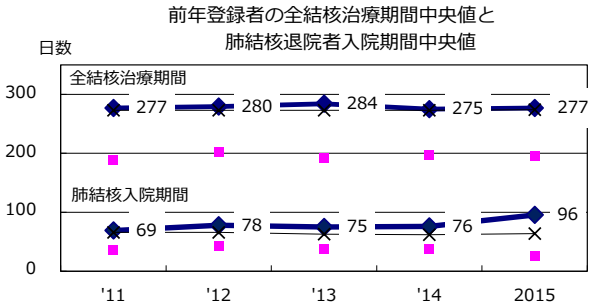

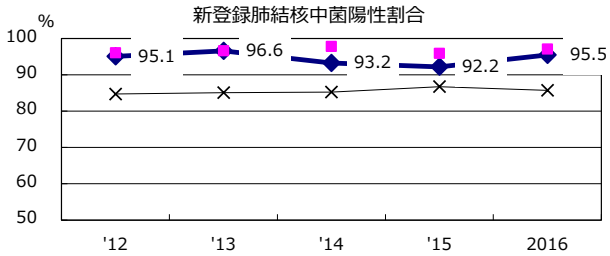

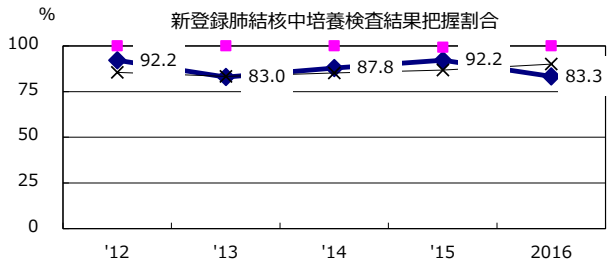

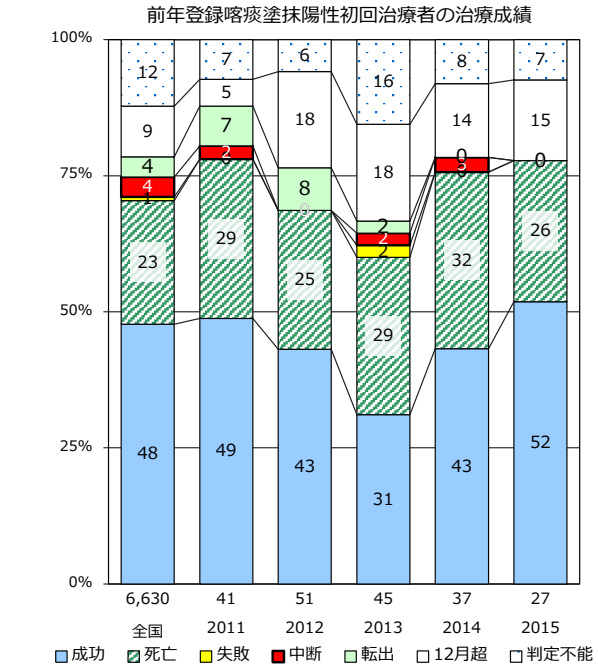

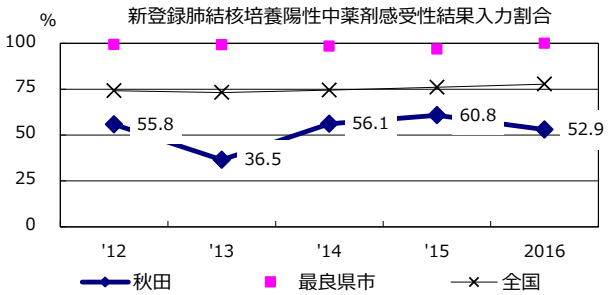

	'12	'13	'14	'15	2016
†発見の遅れ情報不明(%)	45.7	49.3	46.4	50.9	40.0

	'12	'13	'14	'15	2016
‡化療無・不明(%)	0.0	2.4	7.5	5.0	7.7

山形

2016年　疫学統計				
人口	1,113,109	人		(全国)
新登録中外国人	5	名	6.3%	(7.6%)
新登録中ホームレス経験あり	1	名	1.3%	(1.0%)
新登録30-59歳男中無職かつ生保	0	名	0.0%	(7.7%)

年次推移(年)	'12	'13	'14	'15	2016
新登録数	115	131	119	82	80
人口10万対率	10.0	11.5	10.5	7.3	7.2
新登録肺結核喀痰塗抹陽性数	34	53	61	27	22
人口10万対率	3.0	4.6	5.4	2.4	2.0
潜在性結核	80	77	61	58	25
人口10万対率	6.9	6.7	5.4	5.2	2.2

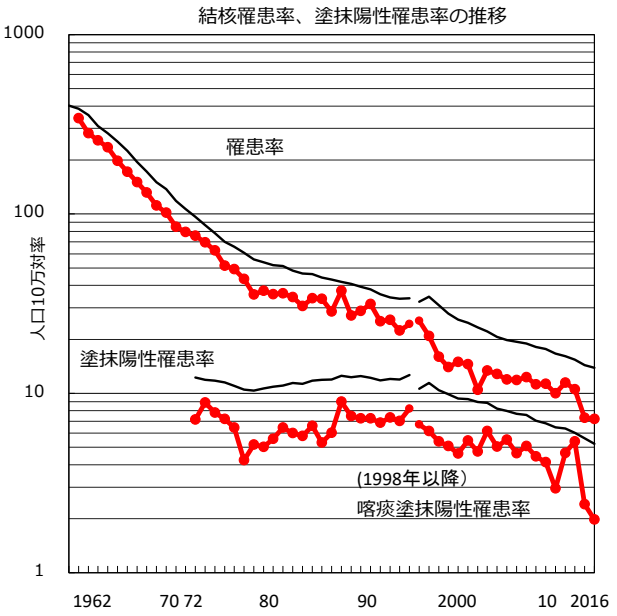

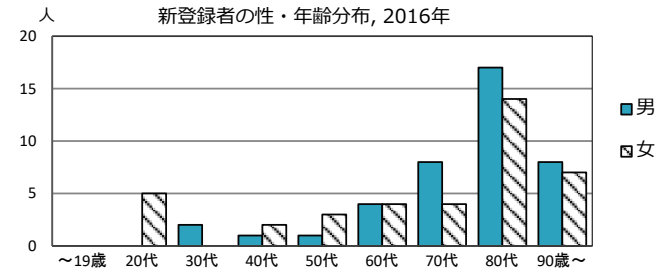

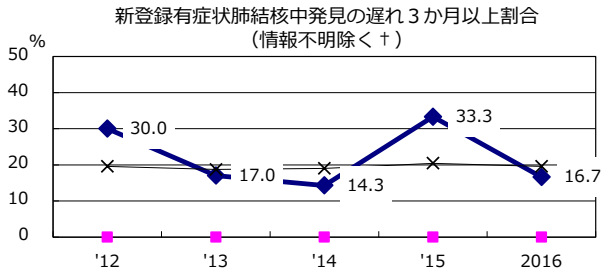

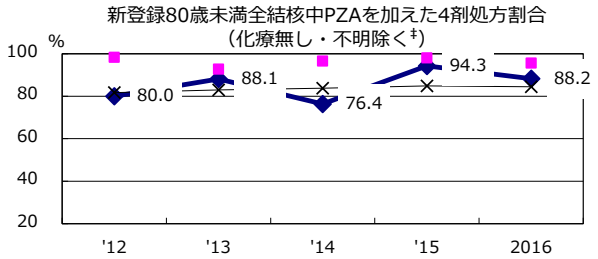

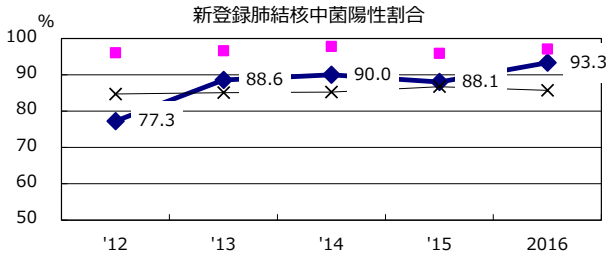

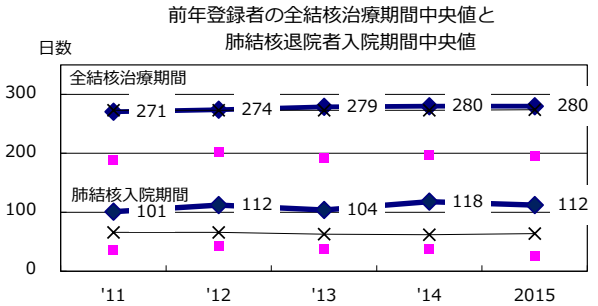

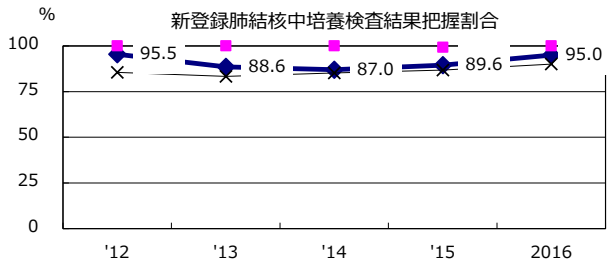

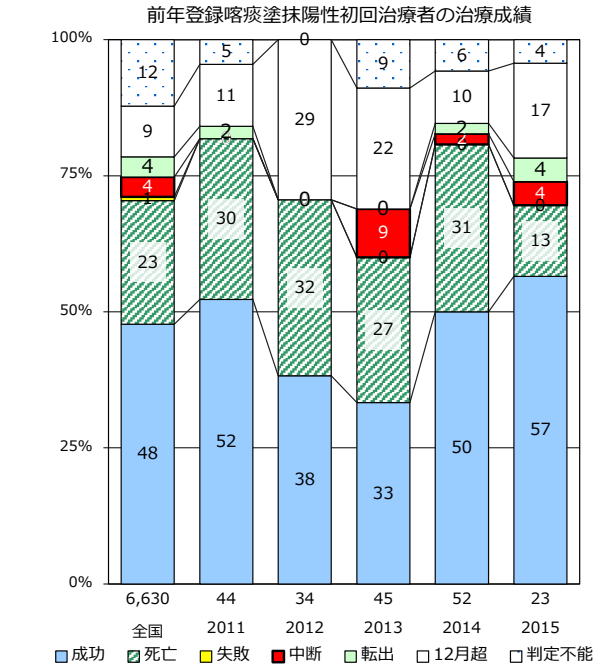

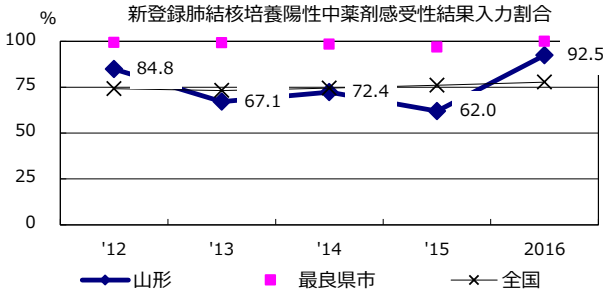

	'12	'13	'14	'15	2016
†発見の遅れ情報不明(%)	6.3	37.3	37.2	51.0	18.2

	'12	'13	'14	'15	2016
‡化療無・不明(%)	1.6	4.3	1.8	7.9	0.0

福島

2016年　疫学統計				
人口	1,900,760	人		(全国)
新登録中外国人	5	名	3.1%	(7.6%)
新登録中ホームレス経験あり	0	名	0.0%	(1.0%)
新登録30-59歳男中無職かつ生保	1	名	3.4%	(7.7%)

年次推移(年)	'12	'13	'14	'15	2016
新登録数	194	228	185	188	163
人口10万対率	9.9	11.7	9.6	9.8	8.6
新登録肺結核喀痰塗抹陽性数	73	109	81	83	61
人口10万対率	3.7	5.6	4.2	4.3	3.2
潜在性結核	77	78	89	70	64
人口10万対率	3.9	4.0	4.6	3.7	3.4

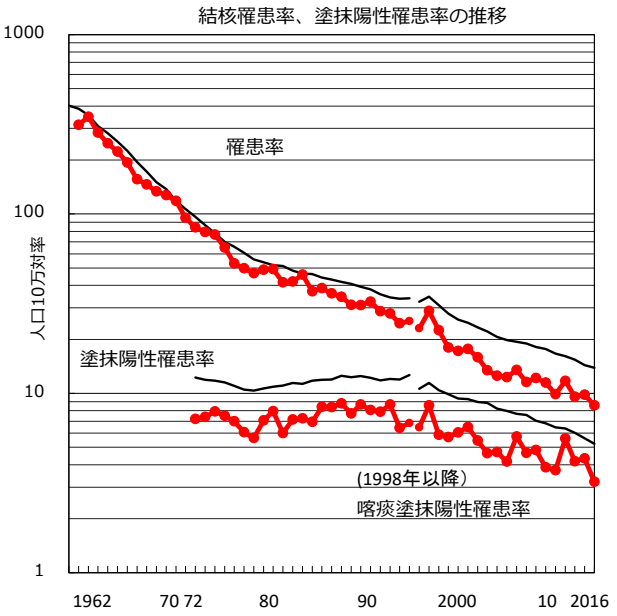

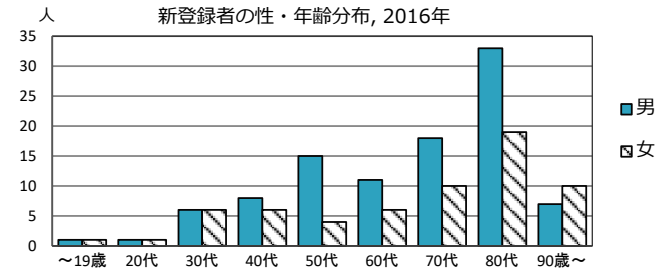

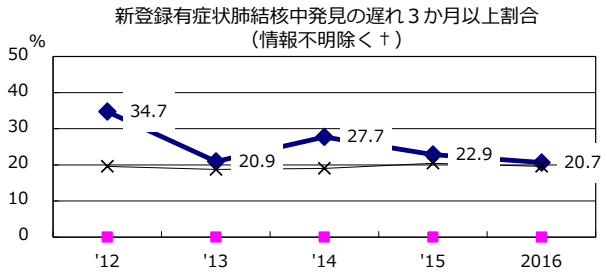

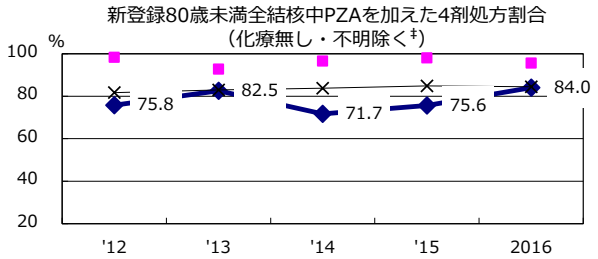

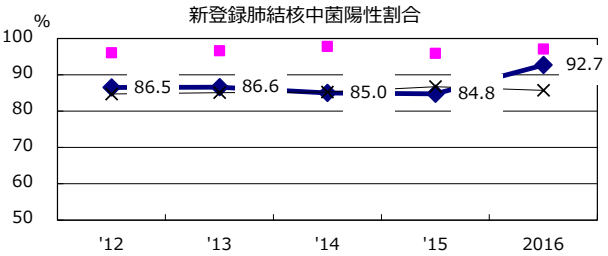

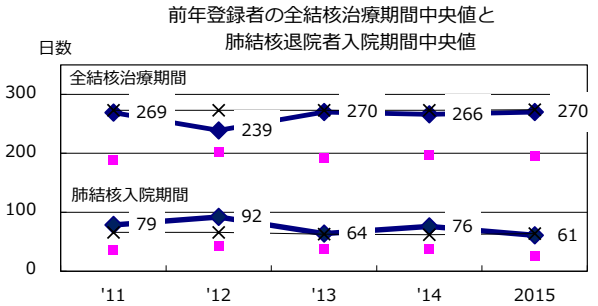

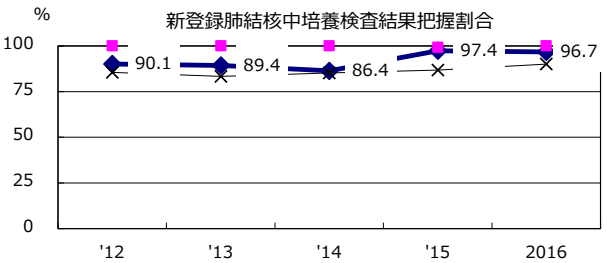

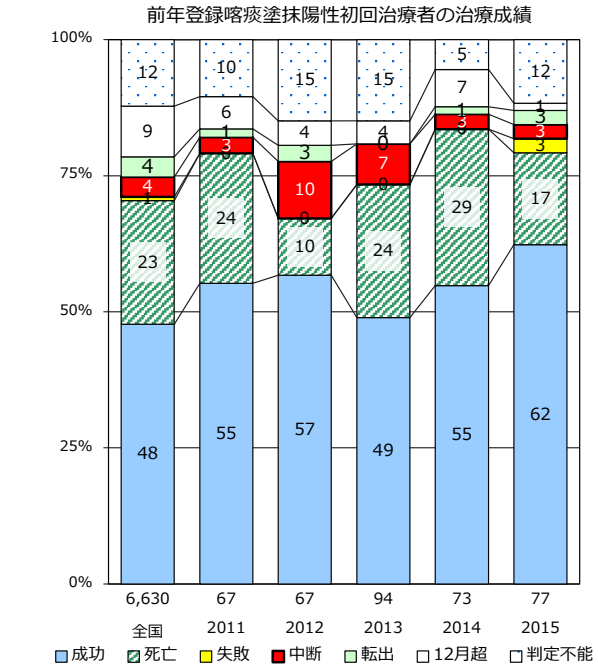

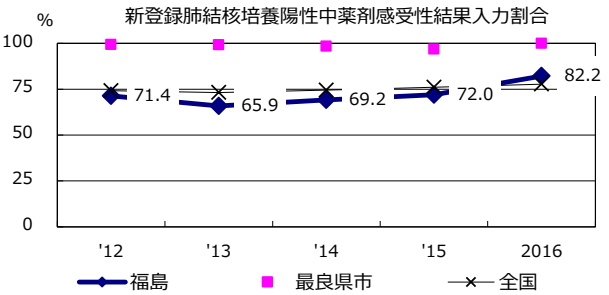

	'12	'13	'14	'15	2016
†発見の遅れ情報不明(%)	32.1	38.6	42.5	6.3	6.1

	'12	'13	'14	'15	2016
‡化療無・不明(%)	0.8	3.1	0.9	1.7	0.0

茨城

2016年　疫学統計				
人口	2,904,590	人		(全国)
新登録中外国人	32	名	9.0%	(7.6%)
新登録中ホームレス経験あり	0	名	0.0%	(1.0%)
新登録30-59歳男中無職かつ生保	2	名	5.6%	(7.7%)

年次推移(年)	'12	'13	'14	'15	2016
新登録数	401	382	387	345	354
人口10万対率	13.6	13.0	13.3	11.8	12.2
新登録肺結核喀痰塗抹陽性数	154	139	133	109	115
人口10万対率	5.2	4.7	4.6	3.7	4.0
潜在性結核	207	119	160	128	179
人口10万対率	7.0	4.1	5.5	4.4	6.2

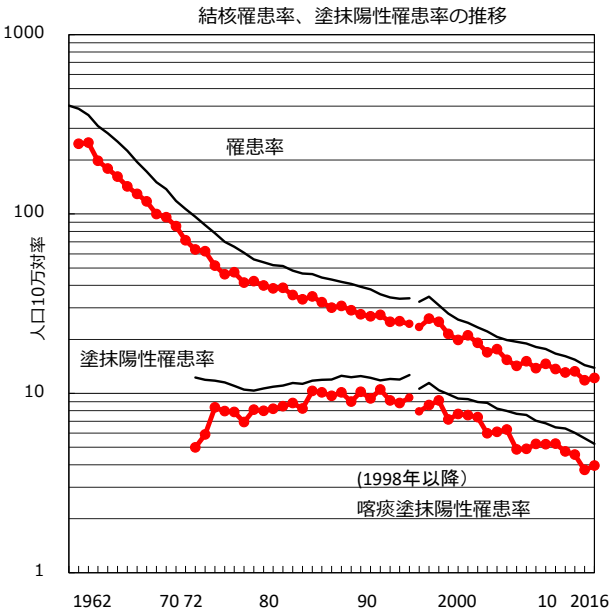

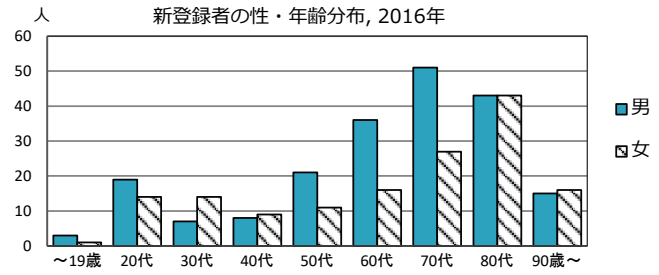

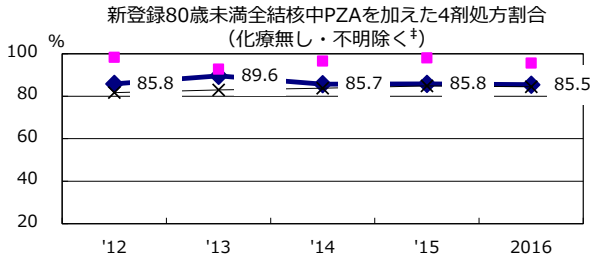

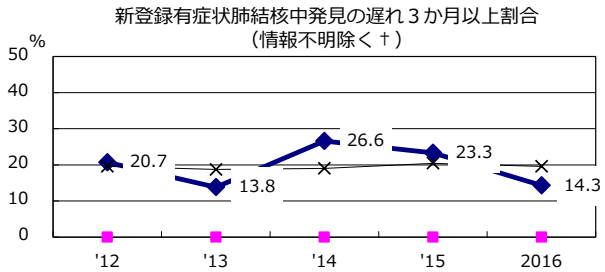

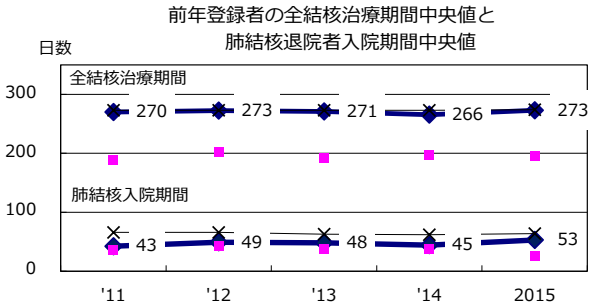

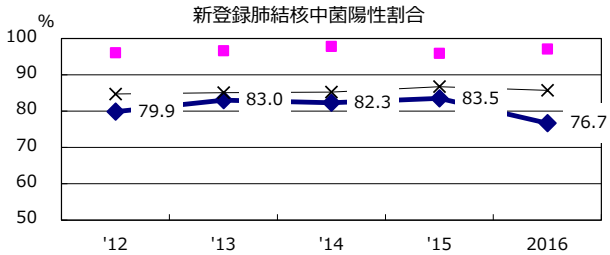

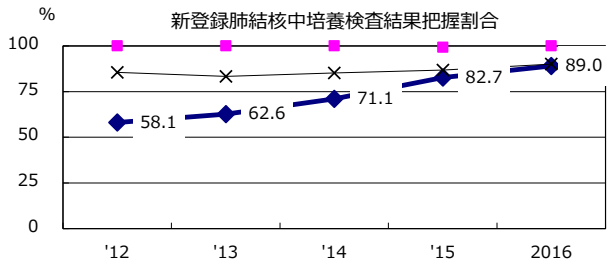

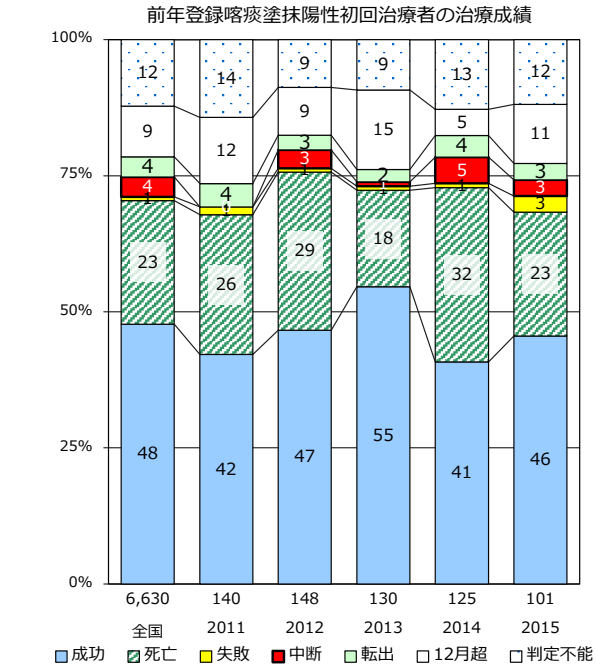

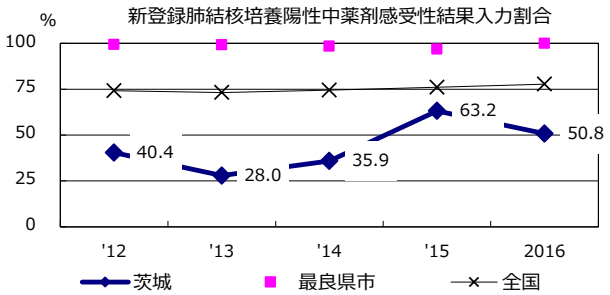

	'12	'13	'14	'15	2016
†発見の遅れ情報不明(%)	62.4	55.7	54.8	68.3	52.4

	'12	'13	'14	'15	2016
‡化療無・不明(%)	2.1	3.1	1.5	1.4	1.3

栃木

2016年　疫学統計				
人口	1,966,032	人		(全国)
新登録中外国人	22	名	10.1%	(7.6%)
新登録中ホームレス経験あり	1	名	0.5%	(1.0%)
新登録30-59歳男中無職かつ生保	0	名	0.0%	(7.7%)

年次推移(年)	'12	'13	'14	'15	2016
新登録数	266	231	252	229	218
人口10万対率	13.4	11.6	12.7	11.6	11.1
新登録肺結核喀痰塗抹陽性数	106	86	101	89	88
人口10万対率	5.3	4.3	5.1	4.5	4.5
潜在性結核	53	73	76	51	75
人口10万対率	2.7	3.7	3.8	2.6	3.8

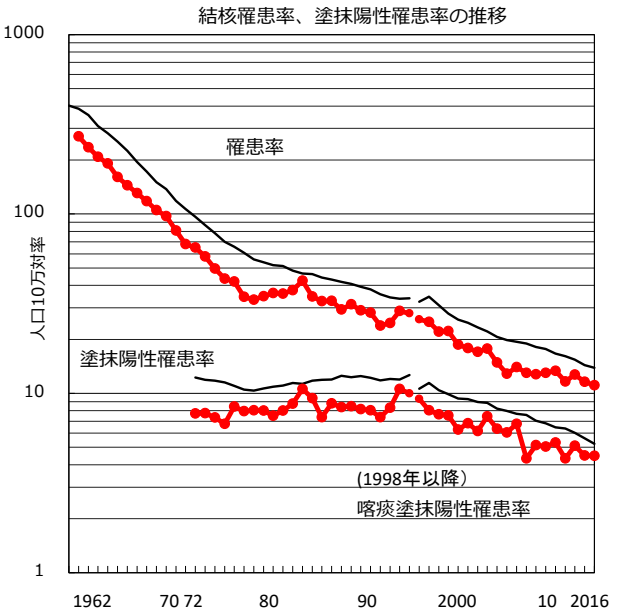

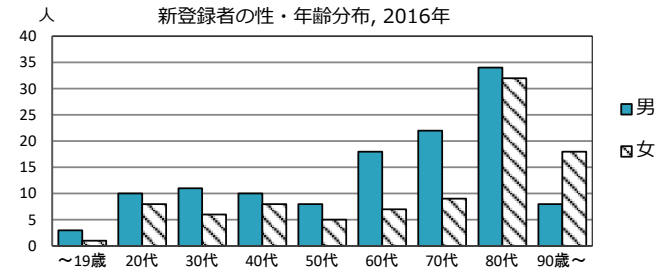

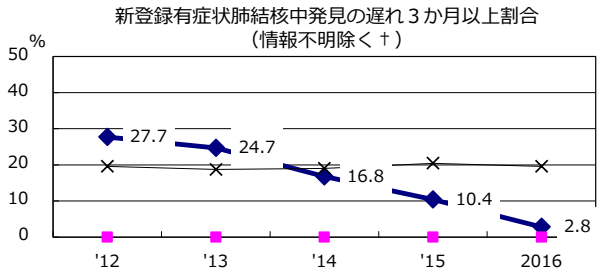

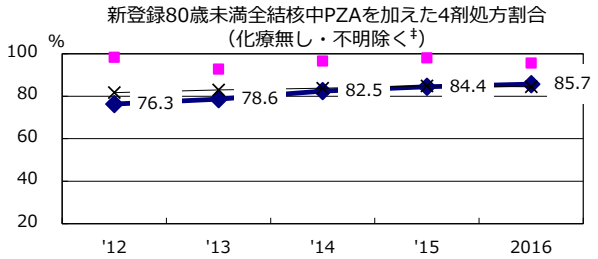

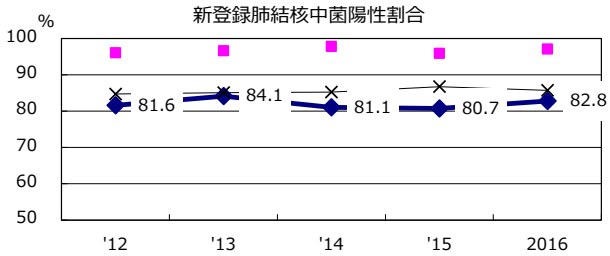

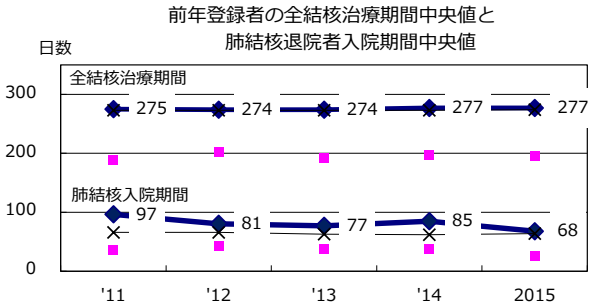

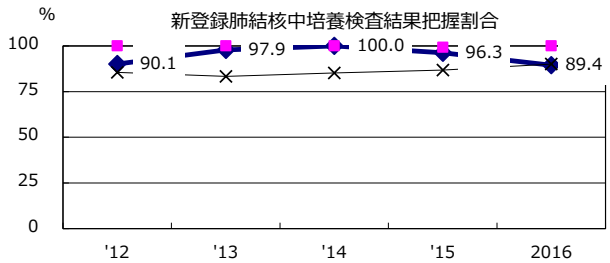

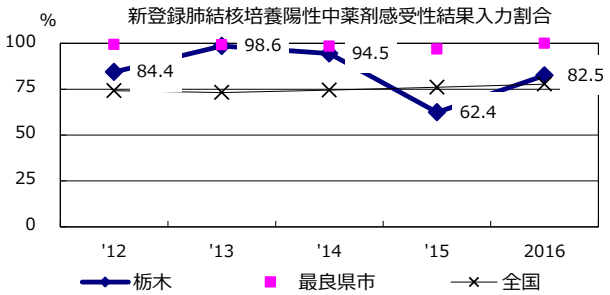

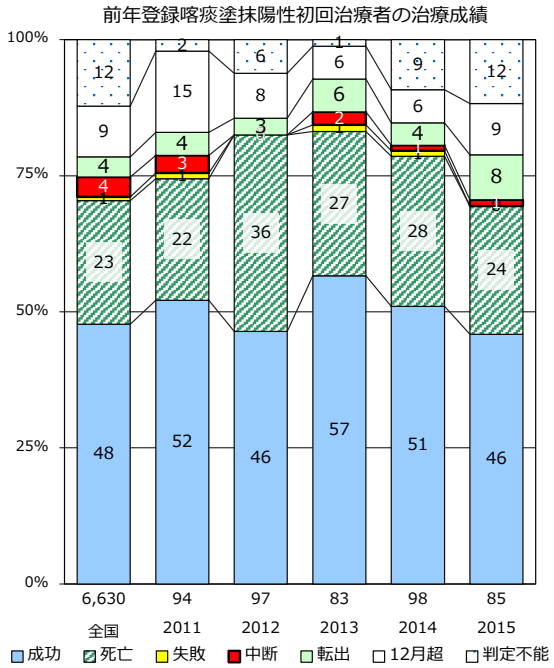

	'12	'13	'14	'15	2016
†発見の遅れ情報不明(%)	11.9	2.5	18.5	44.2	48.6

	'12	'13	'14	'15	2016
‡化療無・不明(%)	1.7	1.4	3.5	2.2	0.0

群馬

2016年　疫学統計				
人口	1,967,292	人		(全国)
新登録中外国人	32	名	17.5%	(7.6%)
新登録中ホームレス経験あり	0	名	0.0%	(1.0%)
新登録30-59歳男中無職かつ生保	1	名	4.3%	(7.7%)

年次推移(年)	'12	'13	'14	'15	2016
新登録数	232	228	204	192	183
人口10万対率	11.6	11.5	10.3	9.7	9.3
新登録肺結核喀痰塗抹陽性数	97	82	85	63	68
人口10万対率	4.9	4.1	4.3	3.2	3.5
潜在性結核	56	56	74	79	81
人口10万対率	2.8	2.8	3.7	4.0	4.1

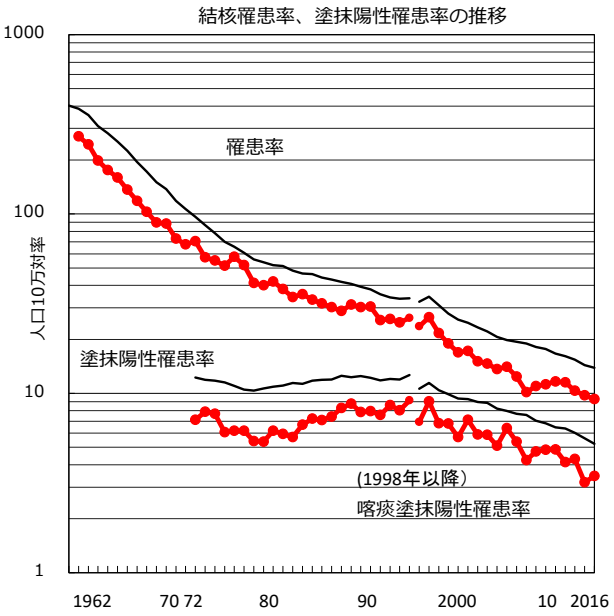

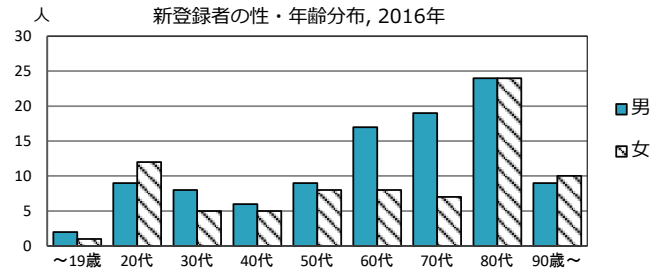

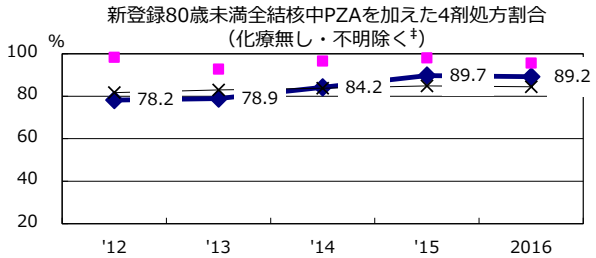

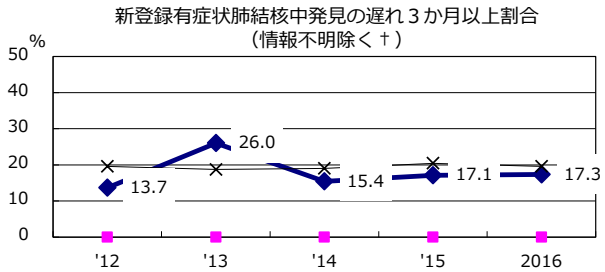

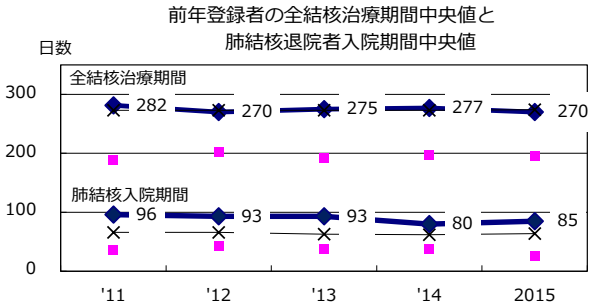

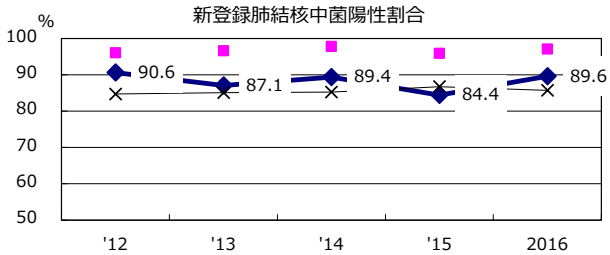

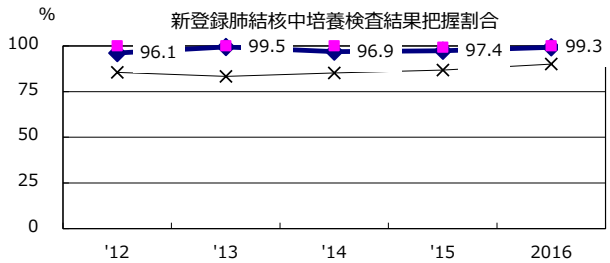

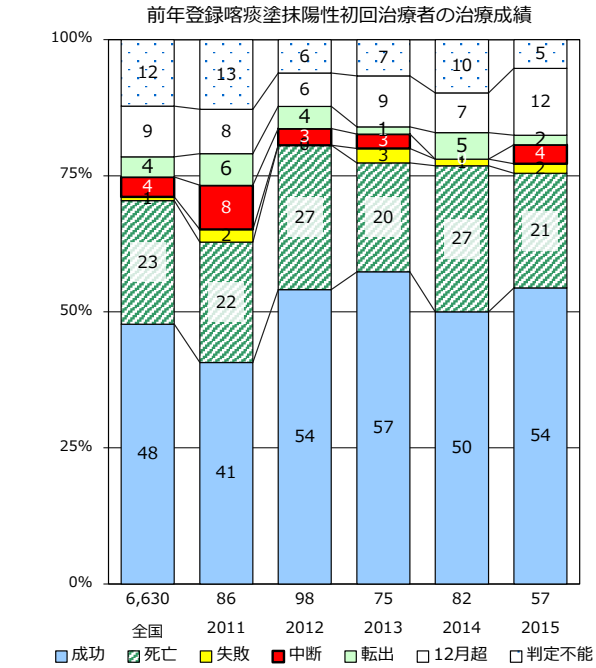

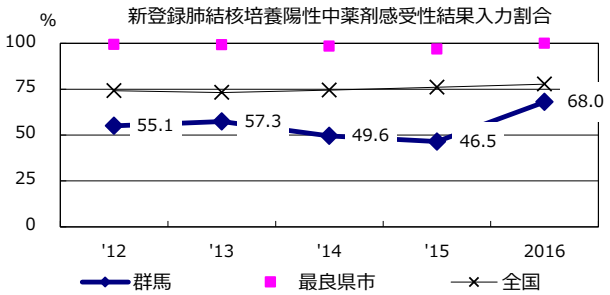

	'12	'13	'14	'15	2016
†発見の遅れ情報不明(%)	4.8	8.2	4.7	6.3	11.7

	'12	'13	'14	'15	2016
‡化療無・不明(%)	4.3	3.8	2.4	2.7	4.3

埼玉

2016年　疫学統計				
人口	6,009,641	人		(全国)
新登録中外国人	61	名	7.7%	(7.6%)
新登録中ホームレス経験あり	5	名	0.6%	(1.0%)
新登録30-59歳男中無職かつ生保	8	名	6.0%	(7.7%)

年次推移(年)	'12	'13	'14	'15	2016
新登録数	902	860	830	787	797
人口10万対率	15.1	14.4	13.9	13.1	13.3
新登録肺結核喀痰塗抹陽性数	369	342	328	282	284
人口10万対率	6.2	5.7	5.5	4.7	4.7
潜在性結核	436	376	413	372	459
人口10万対率	7.3	6.3	6.9	6.2	7.6

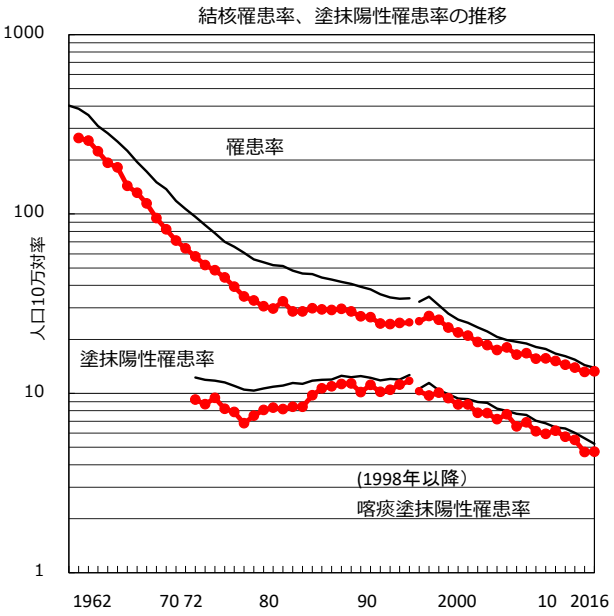

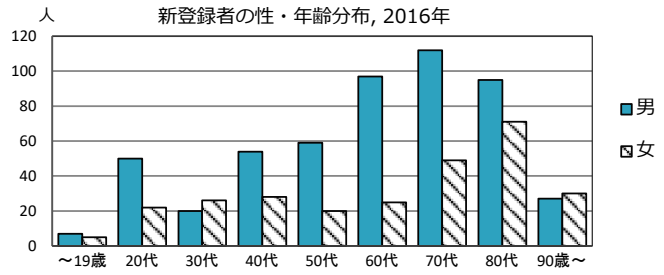

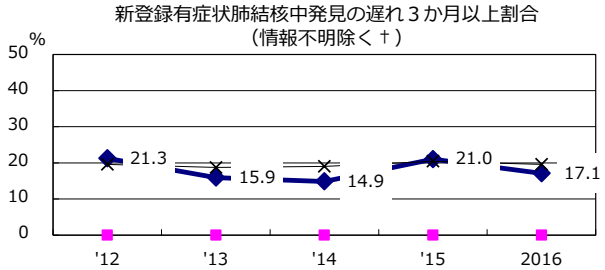

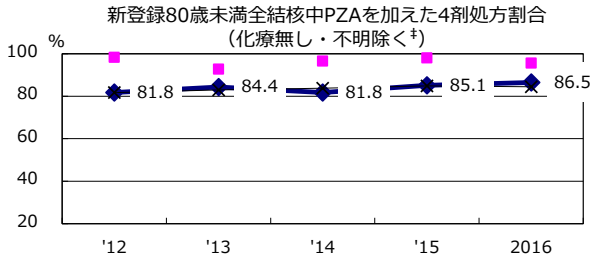

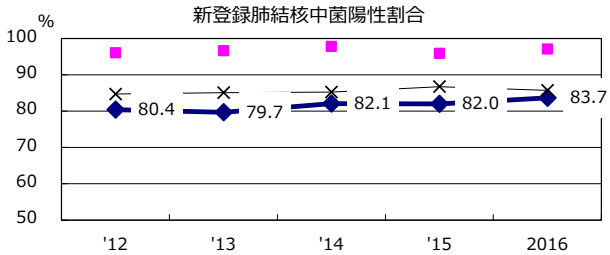

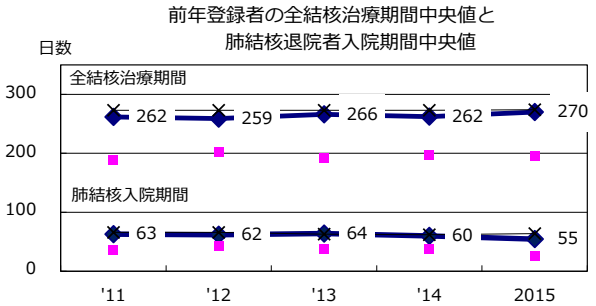

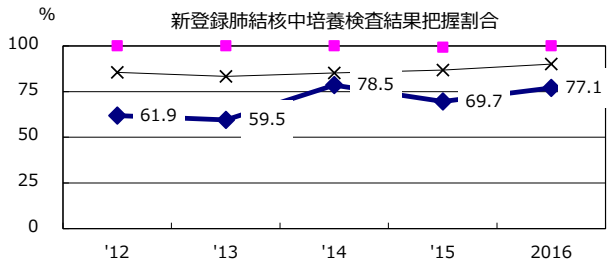

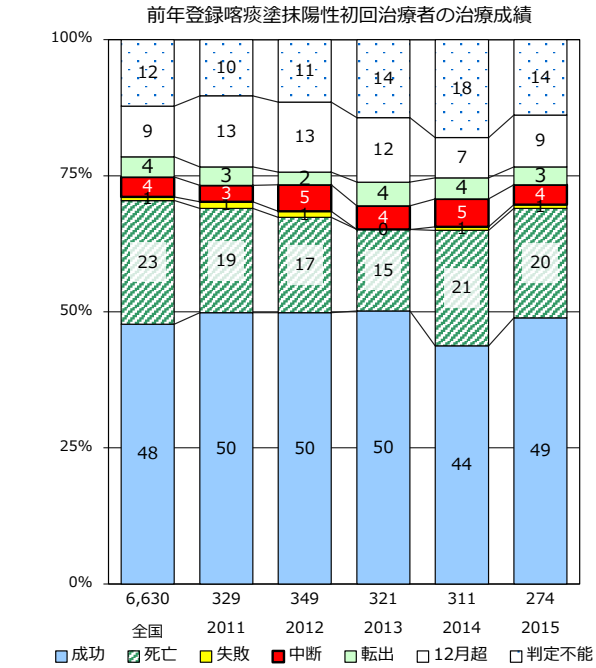

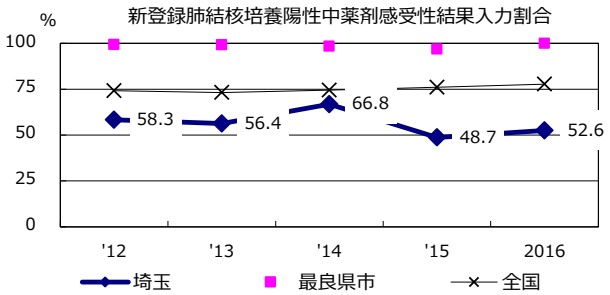

	'12	'13	'14	'15	2016
†発見の遅れ情報不明(%)	49.6	54.4	60.9	70.7	70.1

	'12	'13	'14	'15	2016
‡化療無・不明(%)	2.4	6.0	1.4	4.3	2.1

千葉

2016年　疫学統計				
人口	5,262,176	人		(全国)
新登録中外国人	68	名	9.1%	(7.6%)
新登録中ホームレス経験あり	4	名	0.5%	(1.0%)
新登録30-59歳男中無職かつ生保	4	名	3.1%	(7.7%)

年次推移(年)	'12	'13	'14	'15	2016
新登録数	738	772	722	721	748
人口10万対率	14.1	14.8	13.8	13.7	14.2
新登録肺結核喀痰塗抹陽性数	255	279	279	252	255
人口10万対率	4.9	5.3	5.3	4.8	4.8
潜在性結核	404	277	354	276	426
人口10万対率	7.7	5.3	6.8	5.3	8.1

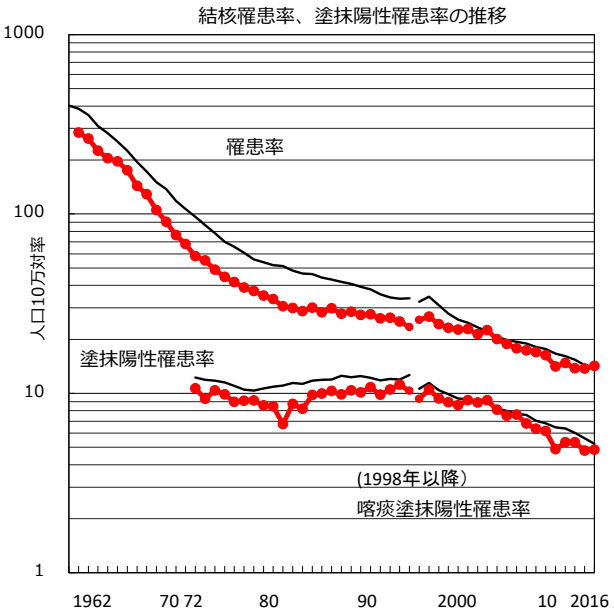

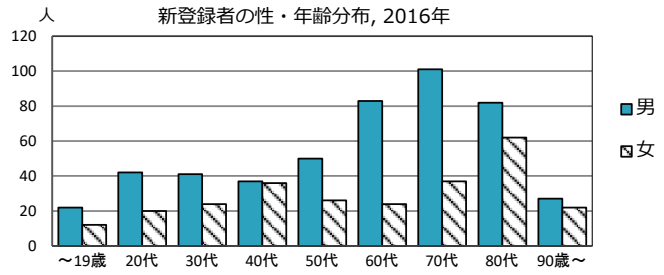

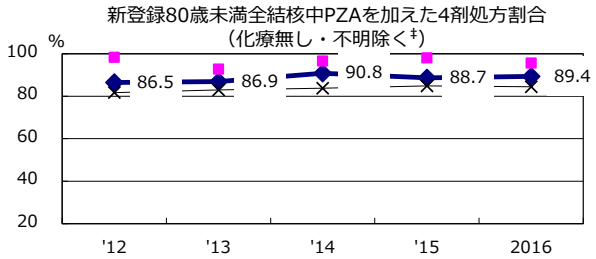

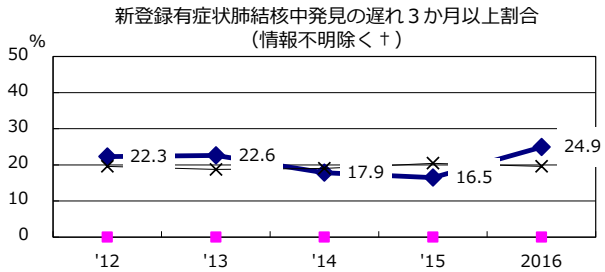

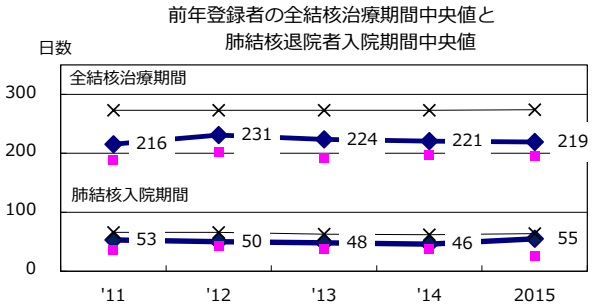

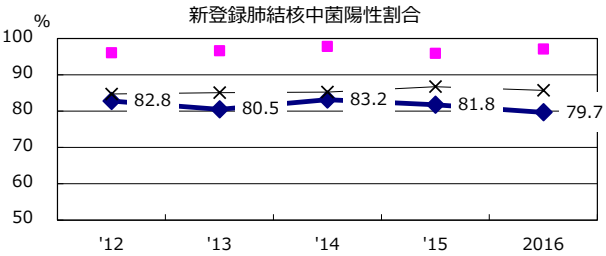

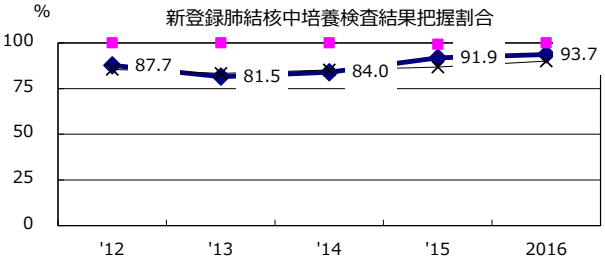

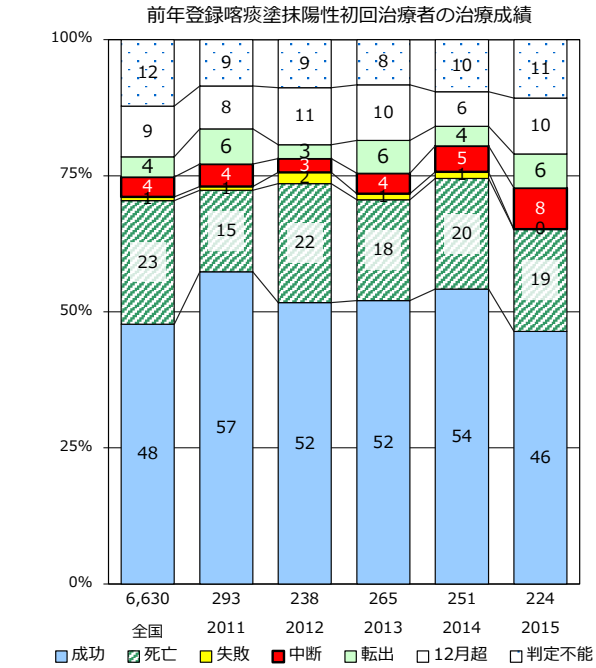

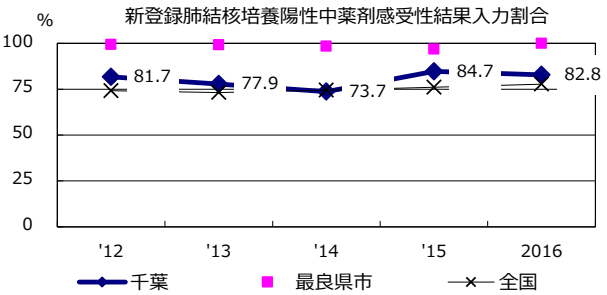

	'12	'13	'14	'15	2016
†発見の遅れ情報不明(%)	30.5	35.3	40.4	34.8	27.2

	'12	'13	'14	'15	2016
‡化療無・不明(%)	1.5	2.4	3.0	1.7	1.6

東京

2016年　疫学統計				
人口	13,623,937	人		(全国)
新登録中外国人	308	名	13.2%	(7.6%)
新登録中ホームレス経験あり	76	名	3.2%	(1.0%)
新登録30-59歳男中無職かつ生保	43	名	10.0%	(7.7%)

年次推移(年)	'12	'13	'14	'15	2016
新登録数	2,874	2,671	2,533	2,306	2,340
人口10万対率	21.7	20.1	18.9	17.1	17.2
新登録肺結核喀痰塗抹陽性数	1,076	1,006	927	877	848
人口10万対率	8.1	7.6	6.9	6.5	6.2
潜在性結核	1,164	987	1,060	920	1,020
人口10万対率	8.8	7.4	7.9	6.8	7.5

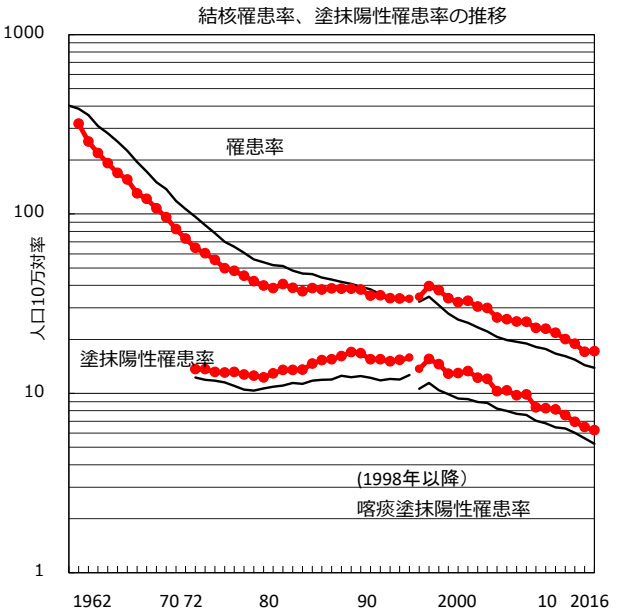

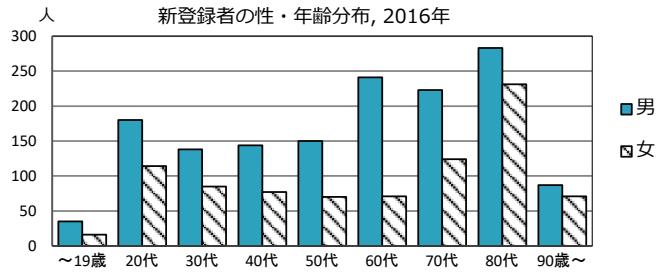

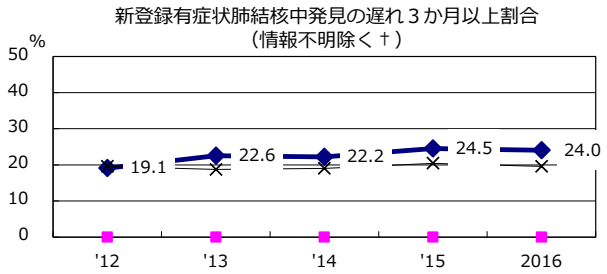

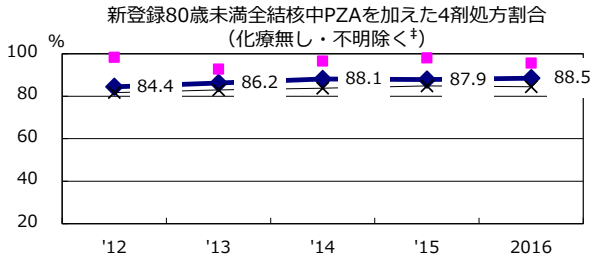

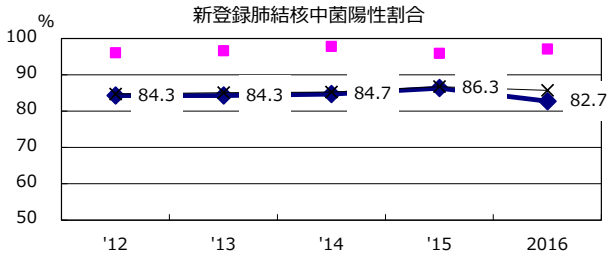

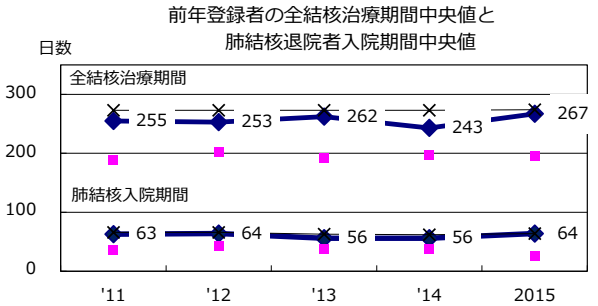

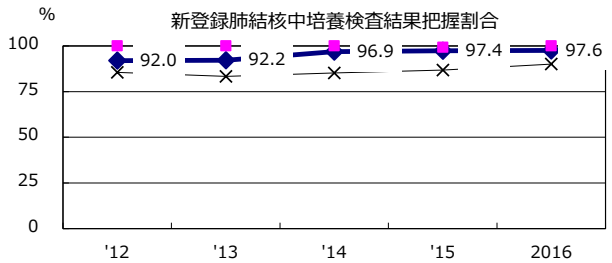

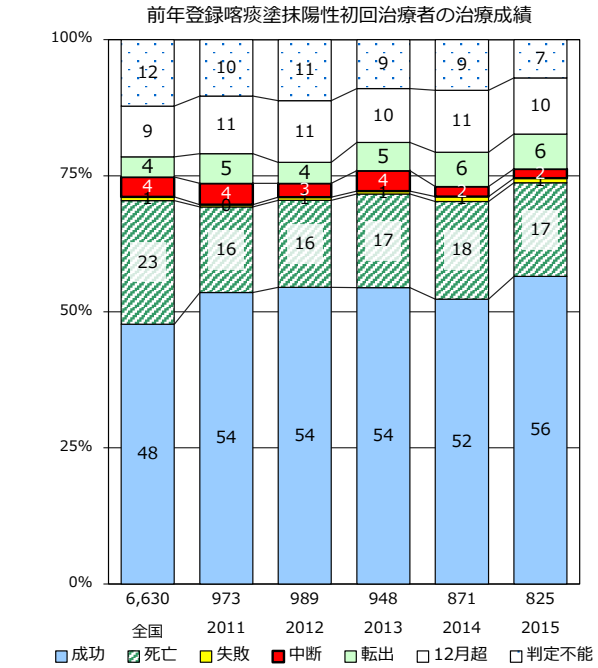

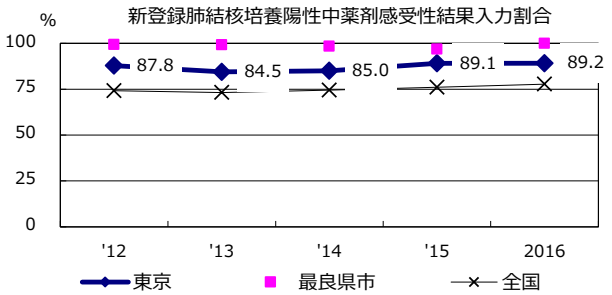

	'12	'13	'14	'15	2016
† 発見の遅れ情報不明(%)	38.7	38.5	43.4	28.9	35.7

	'12	'13	'14	'15	2016
‡ 化療無・不明(%)	3.6	2.9	3.0	3.0	2.6

東京都23区

2016年　疫学統計				
人口	9,366,124	人		(全国)
新登録中外国人	269	名	15.2%	(7.6%)
新登録中ホームレス経験あり	67	名	3.8%	(1.0%)
新登録30-59歳男中無職かつ生保	37	名	10.6%	(7.7%)

年次推移(年)	'12	'13	'14	'15	2016
新登録数	2,177	2,034	1,937	1,761	1,774
人口10万対率	24.3	22.5	21.2	19.1	18.9
新登録肺結核喀痰塗抹陽性数	829	791	719	658	643
人口10万対率	9.3	8.7	7.9	7.1	6.9
潜在性結核	868	666	766	674	793
人口10万対率	9.7	7.4	8.4	7.3	8.5

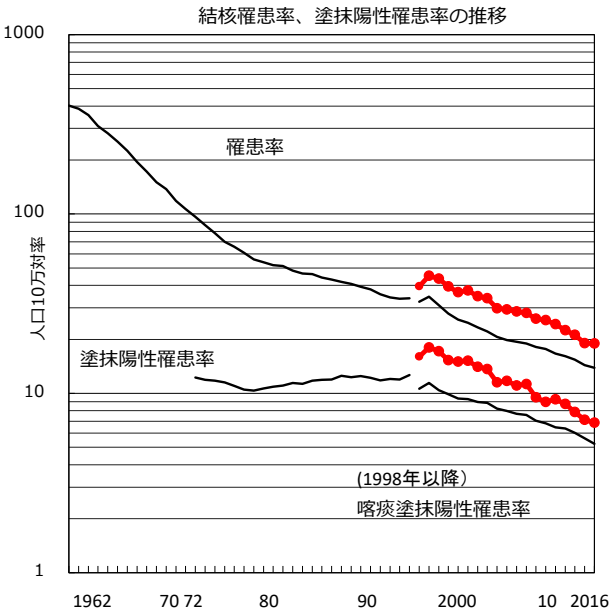

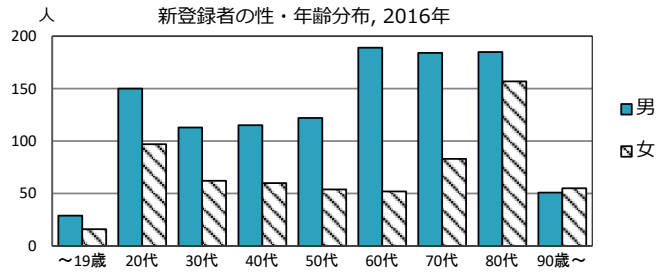

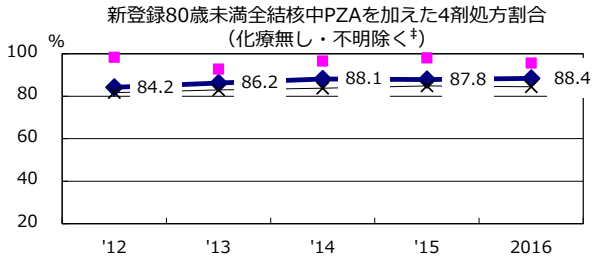

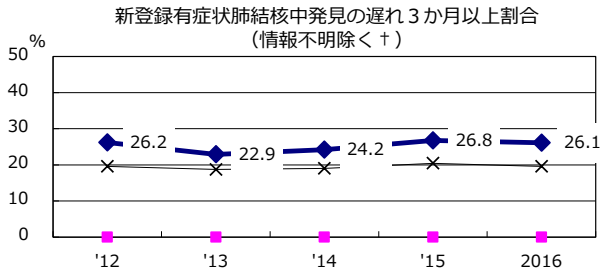

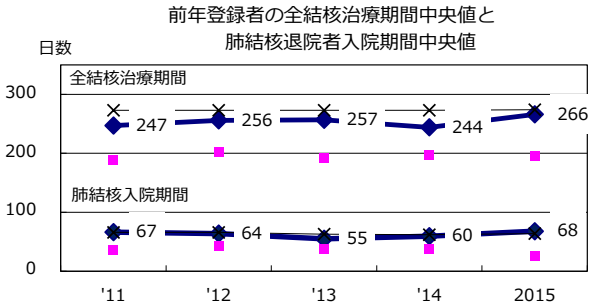

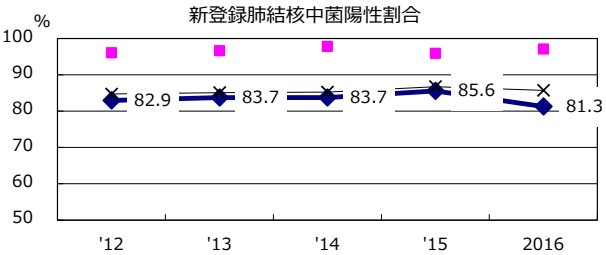

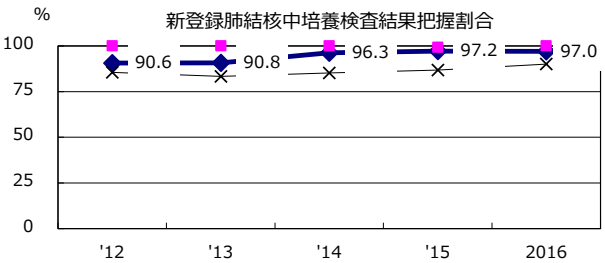

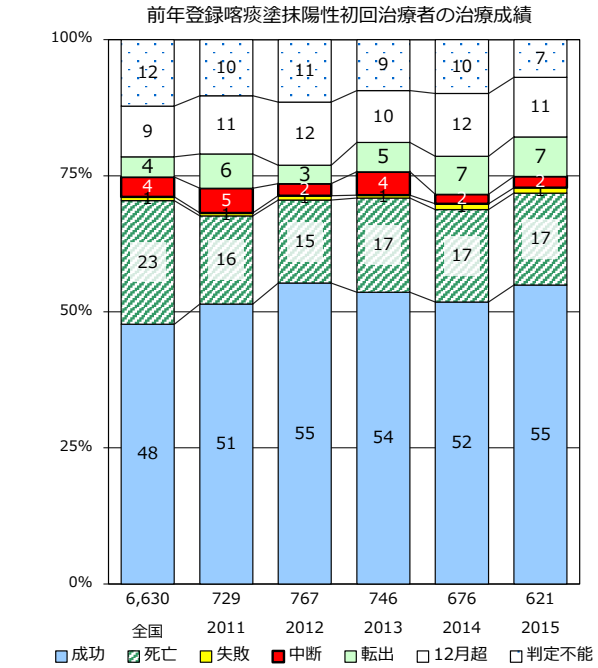

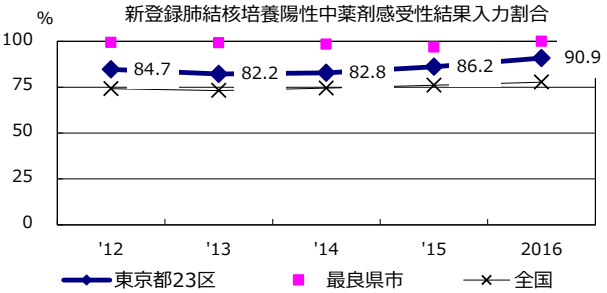

	'12	'13	'14	'15	2016
†発見の遅れ情報不明(%)	45.1	43.7	51.1	35.4	46.3

	'12	'13	'14	'15	2016
‡化療無・不明(%)	3.9	2.8	3.1	3.7	3.0

神奈川

2016年　疫学統計				
人口	3,202,182	人		(全国)
新登録中外国人	28	名	8.0%	(7.6%)
新登録中ホームレス経験あり	1	名	0.3%	(1.0%)
新登録30-59歳男中無職かつ生保	2	名	4.4%	(7.7%)

年次推移(年)	'12	'13	'14	'15	2016
新登録数	423	420	426	441	348
人口10万対率	13.2	13.1	13.3	13.8	10.9
新登録肺結核喀痰塗抹陽性数	160	172	167	163	133
人口10万対率	5.0	5.4	5.2	5.1	4.2
潜在性結核	232	161	211	228	177
人口10万対率	7.2	5.0	6.6	7.1	5.5

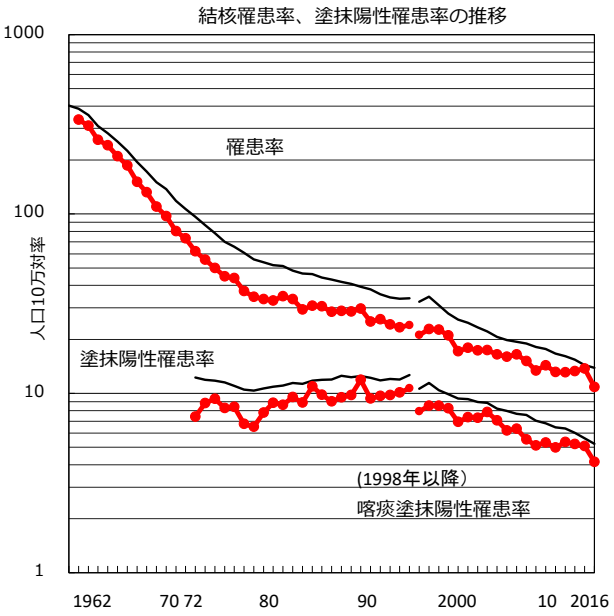

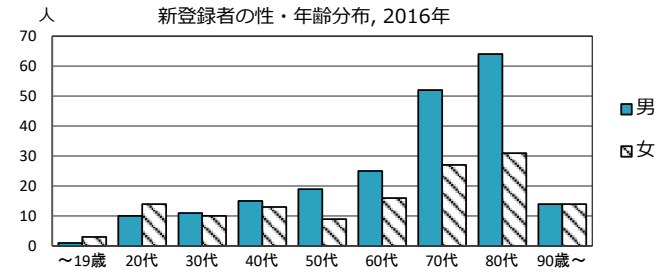

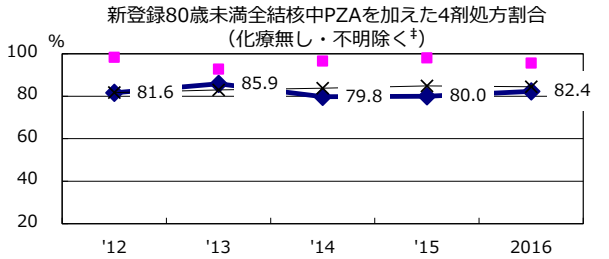

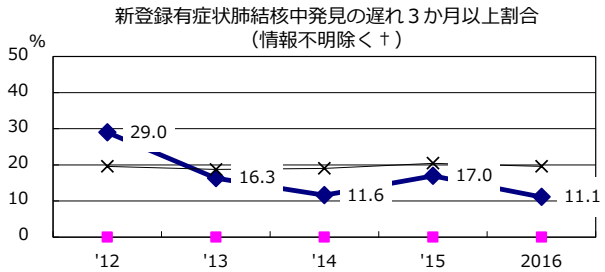

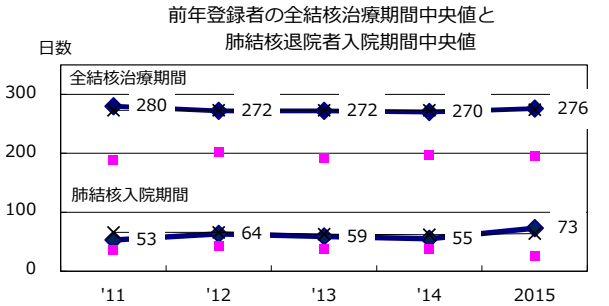

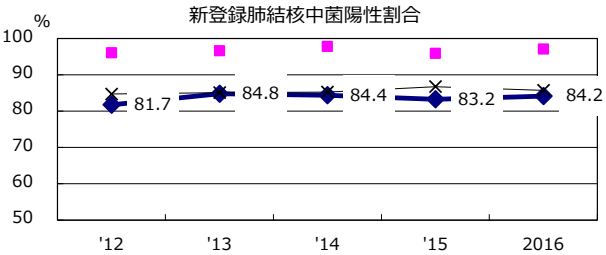

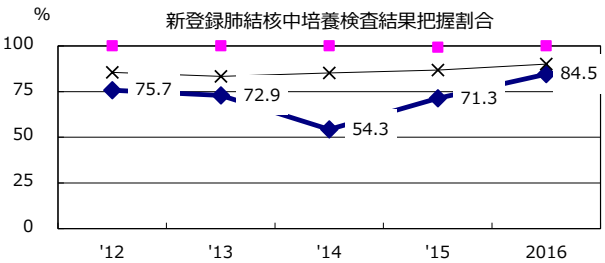

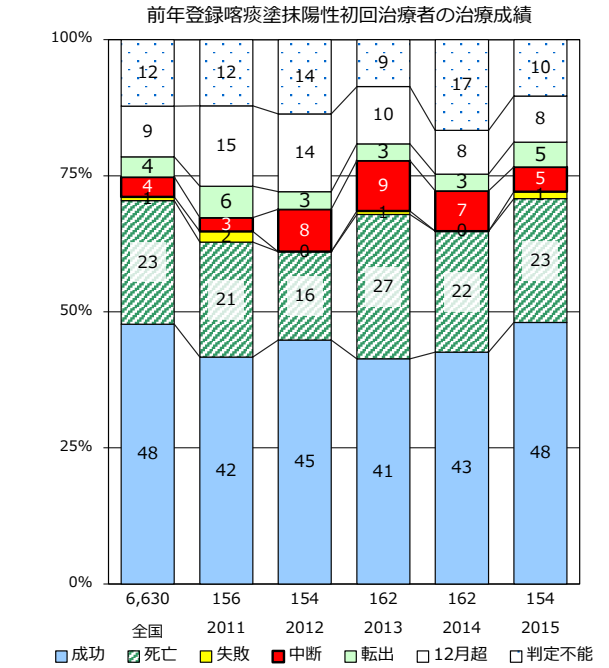

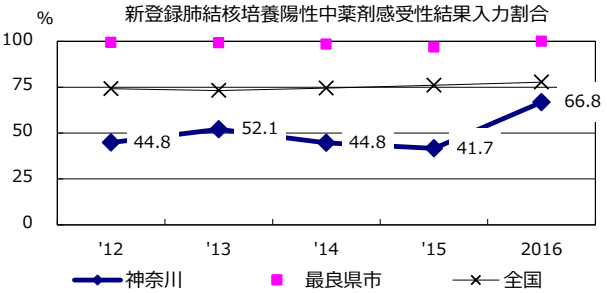

	'12	'13	'14	'15	2016
†発見の遅れ情報不明(%)	71.7	60.9	60.1	58.4	61.4

	'12	'13	'14	'15	2016
‡化療無・不明(%)	0.6	1.8	1.8	3.1	1.8

新潟

2016年　疫学統計				
人口	1,478,487	人		(全国)
新登録中外国人	11	名	8.0%	(7.6%)
新登録中ホームレス経験あり	1	名	0.7%	(1.0%)
新登録30-59歳男中無職かつ生保	0	名	0.0%	(7.7%)

年次推移(年)	'12	'13	'14	'15	2016
新登録数	184	188	136	146	137
人口10万対率	12.0	12.4	9.0	9.8	9.3
新登録肺結核喀痰塗抹陽性数	56	61	48	62	51
人口10万対率	3.6	4.0	3.2	4.1	3.4
潜在性結核	58	71	56	70	80
人口10万対率	3.8	4.7	3.7	4.7	5.4

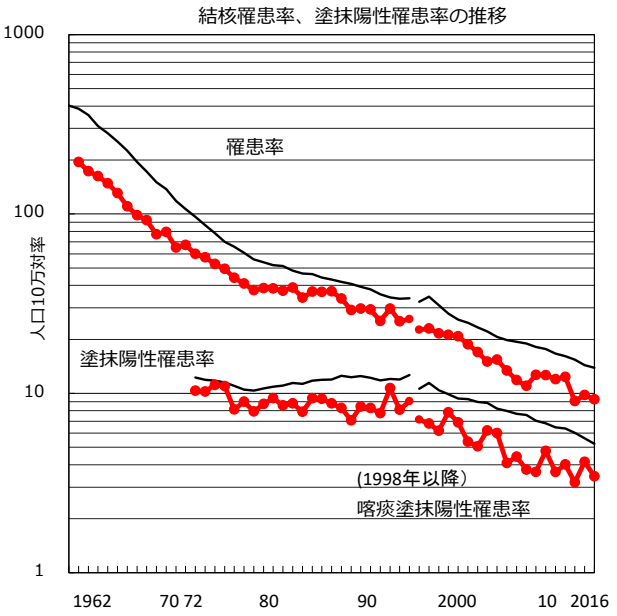

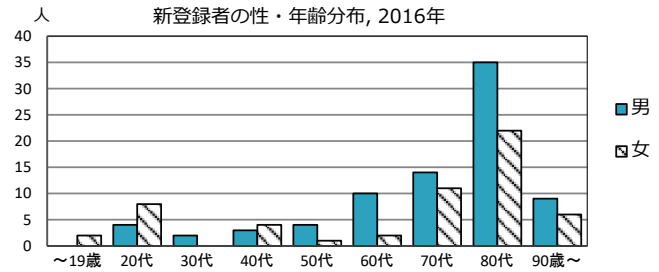

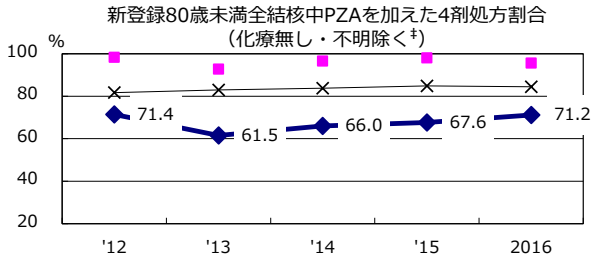

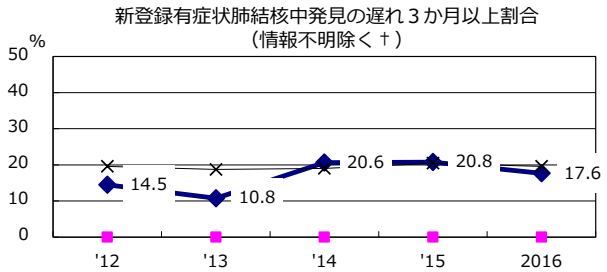

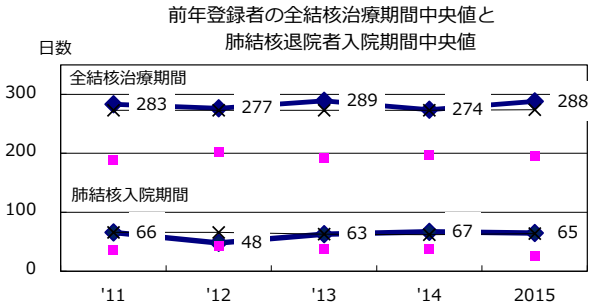

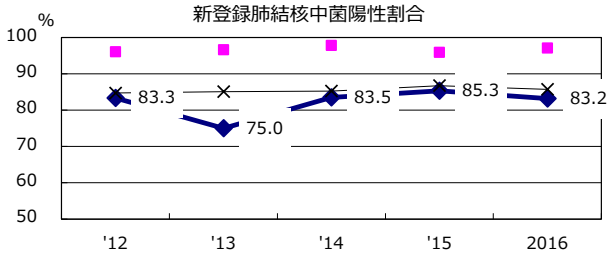

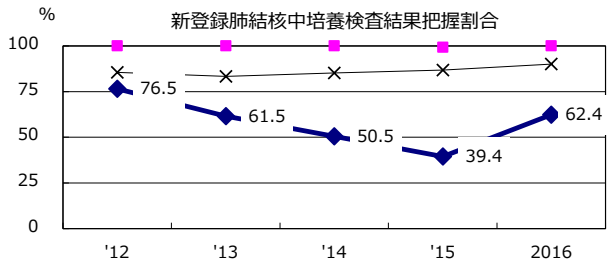

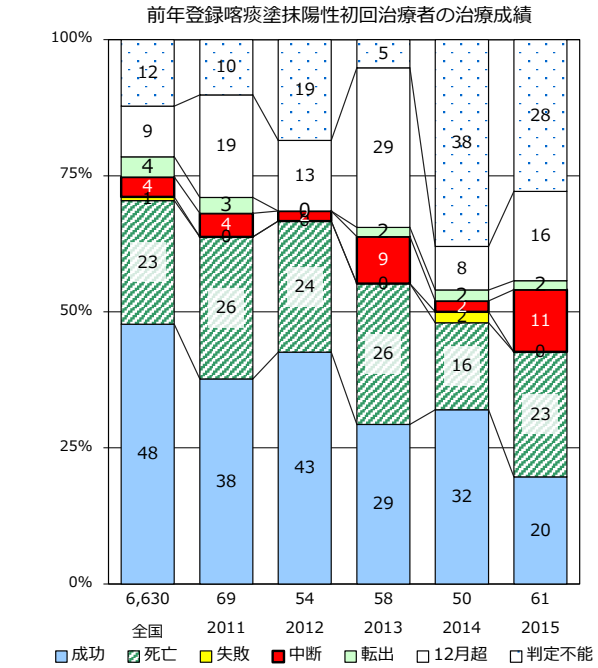

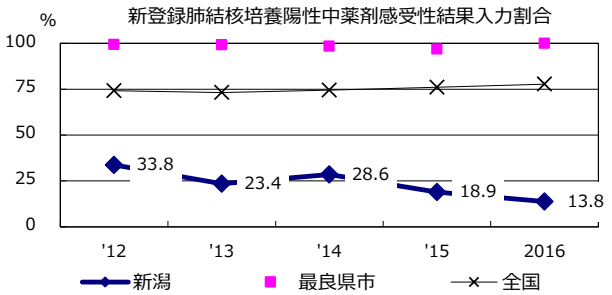

	'12	'13	'14	'15	2016
†発見の遅れ情報不明(%)	37.3	43.5	55.8	34.6	50.7

	'12	'13	'14	'15	2016
‡化療無・不明(%)	1.1	3.2	24.2	2.7	9.2

富山

2016年　疫学統計				
人口	1,061,273	人		(全国)
新登録中外国人	10	名	8.5%	(7.6%)
新登録中ホームレス経験あり	0	名	0.0%	(1.0%)
新登録30-59歳男中無職かつ生保	0	名	0.0%	(7.7%)

年次推移(年)	'12	'13	'14	'15	2016
新登録数	140	152	131	125	117
人口10万対率	12.9	14.1	12.2	11.7	11.0
新登録肺結核喀痰塗抹陽性数	49	57	51	45	41
人口10万対率	4.5	5.3	4.8	4.2	3.9
潜在性結核	66	57	82	57	66
人口10万対率	6.1	5.3	7.7	5.3	6.2

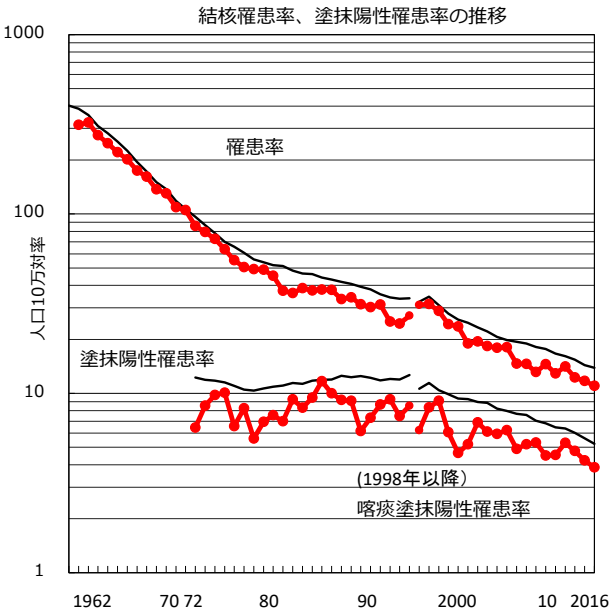

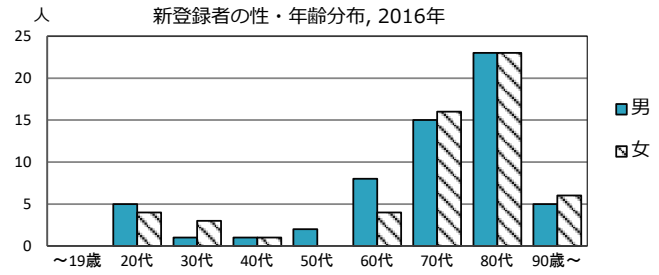

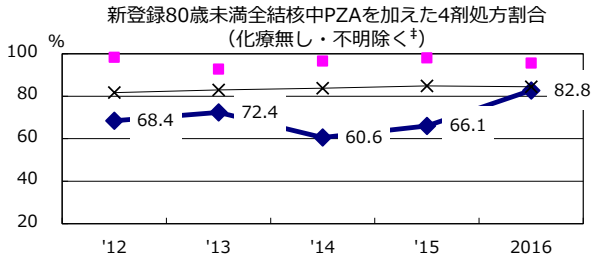

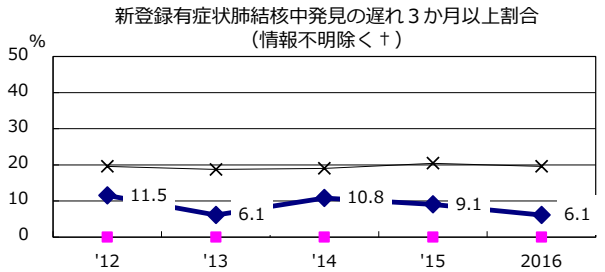

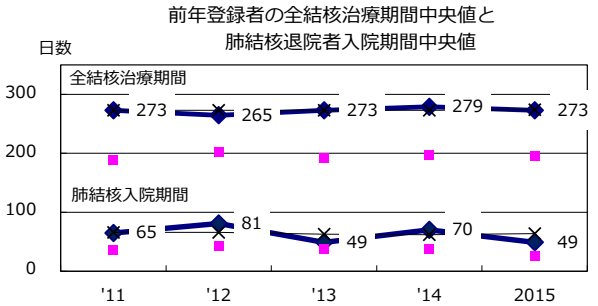

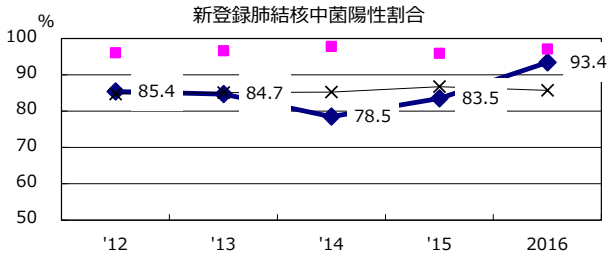

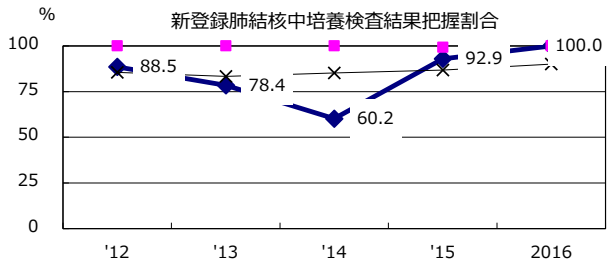

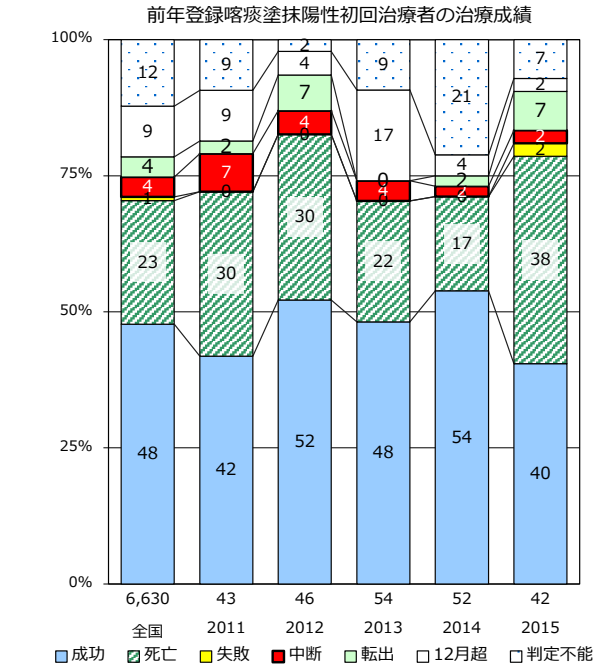

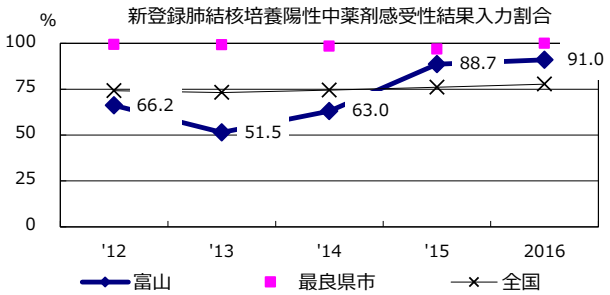

	'12	'13	'14	'15	2016
†発見の遅れ情報不明(%)	62.3	40.2	45.6	27.9	27.9

	'12	'13	'14	'15	2016
‡化療無・不明(%)	3.8	1.3	5.3	1.8	3.3

石川

2016年　疫学統計				
人口	1,150,878	人		(全国)
新登録中外国人	7	名	5.6%	(7.6%)
新登録中ホームレス経験あり	0	名	0.0%	(1.0%)
新登録30-59歳男中無職かつ生保	0	名	0.0%	(7.7%)

年次推移(年)	'12	'13	'14	'15	2016
新登録数	161	152	149	149	126
人口10万対率	13.8	13.1	12.9	12.9	10.9
新登録肺結核喀痰塗抹陽性数	65	57	50	65	41
人口10万対率	5.6	4.9	4.3	5.6	3.6
潜在性結核	35	44	42	29	33
人口10万対率	3.0	3.8	3.6	2.5	2.9

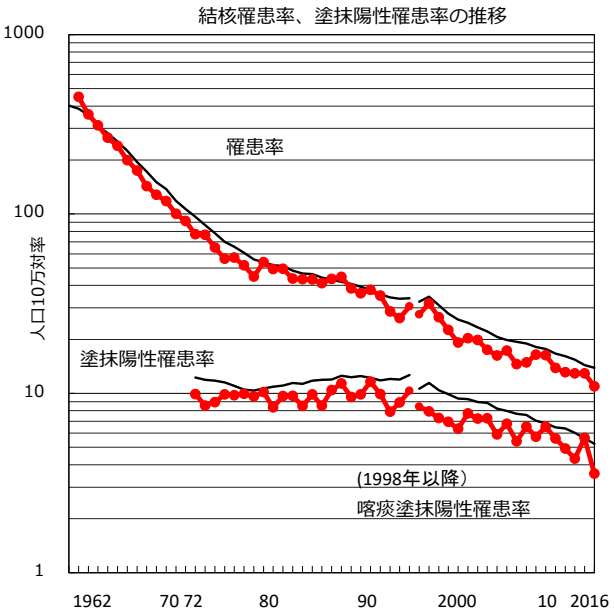

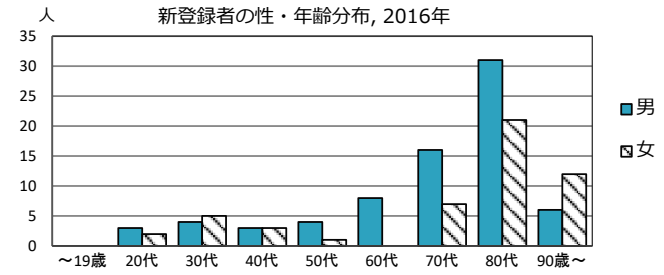

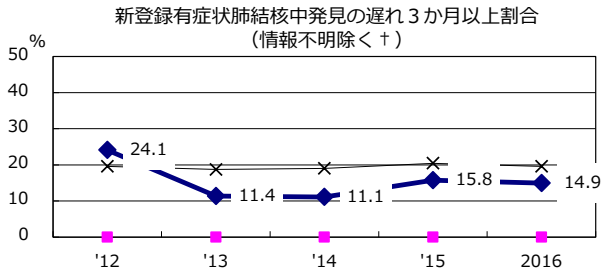

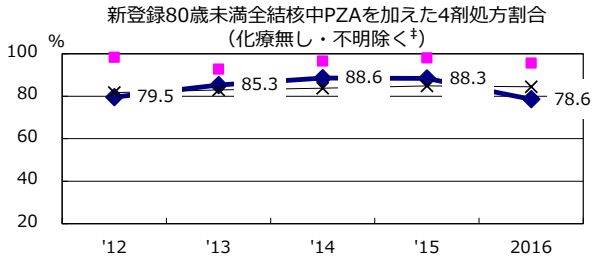

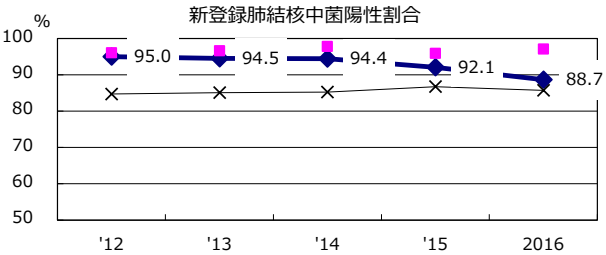

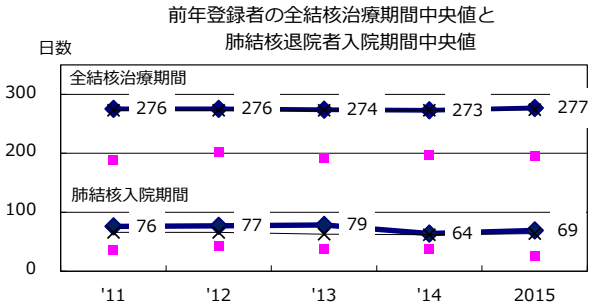

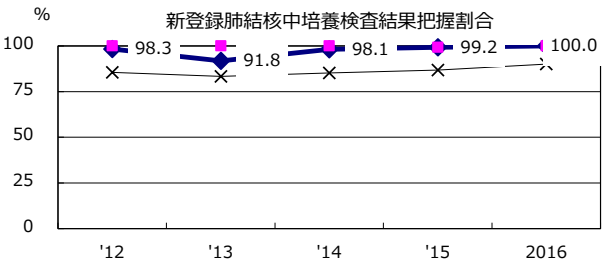

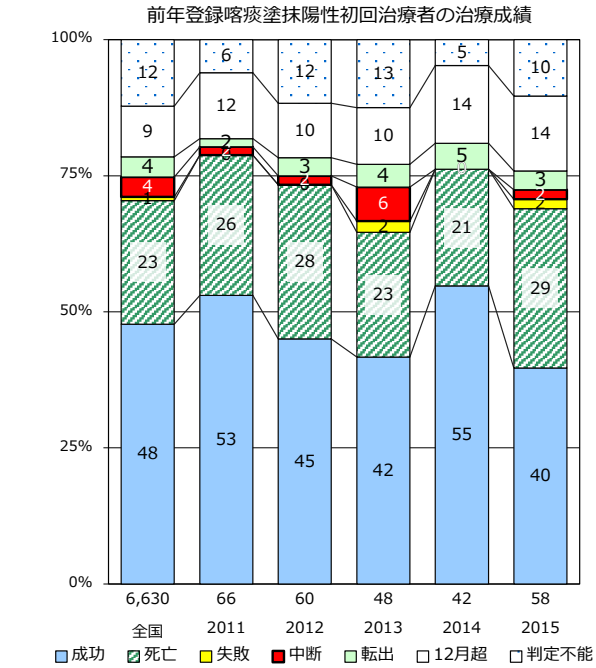

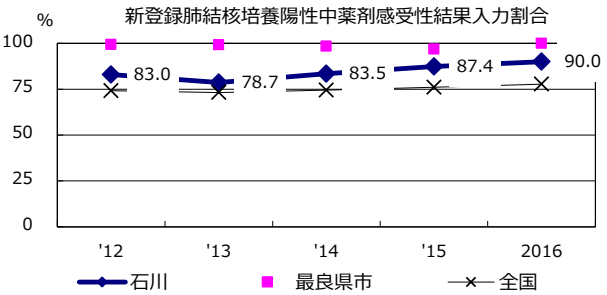

	'12	'13	'14	'15	2016
†発見の遅れ情報不明(%)	8.8	11.2	11.4	8.7	11.8

	'12	'13	'14	'15	2016
‡化療無・不明(%)	1.1	2.6	1.4	3.2	0.0

福井

2016年　疫学統計				
人口	782,411	人		(全国)
新登録中外国人	6	名	6.9%	(7.6%)
新登録中ホームレス経験あり	0	名	0.0%	(1.0%)
新登録30-59歳男中無職かつ生保	0	名	0.0%	(7.7%)

年次推移(年)	'12	'13	'14	'15	2016
新登録数	99	109	108	72	87
人口10万対率	12.4	13.7	13.7	9.1	11.1
新登録肺結核喀痰塗抹陽性数	40	20	35	18	27
人口10万対率	5.0	2.5	4.4	2.3	3.5
潜在性結核	64	45	43	33	44
人口10万対率	8.0	5.7	5.4	4.2	5.6

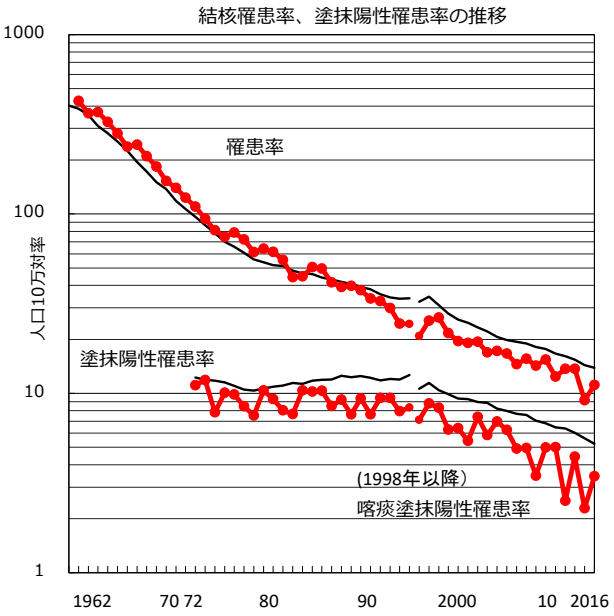

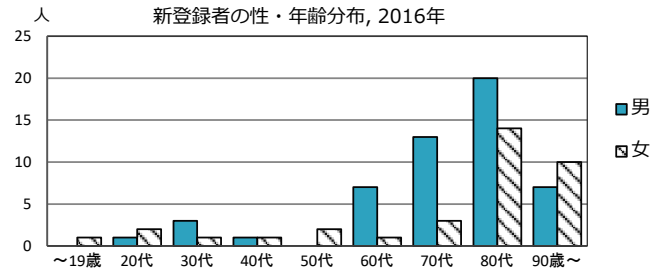

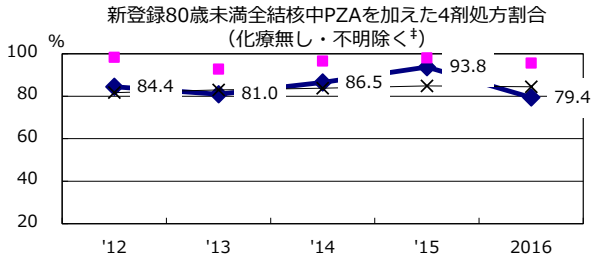

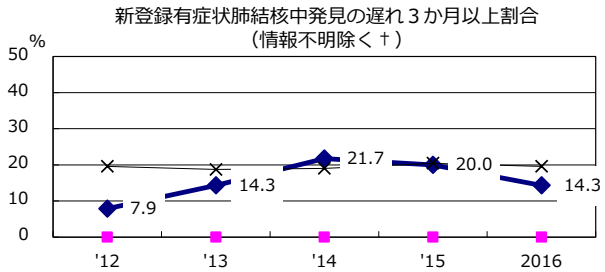

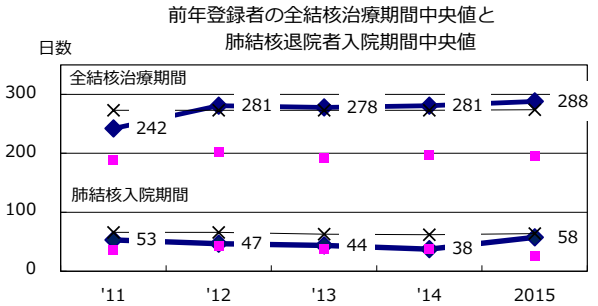

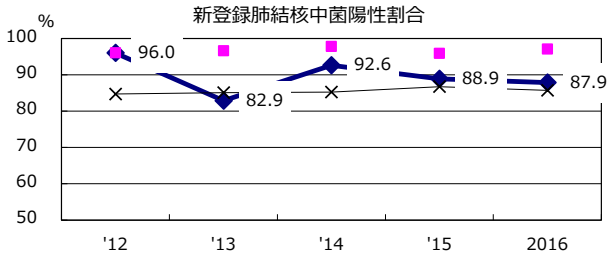

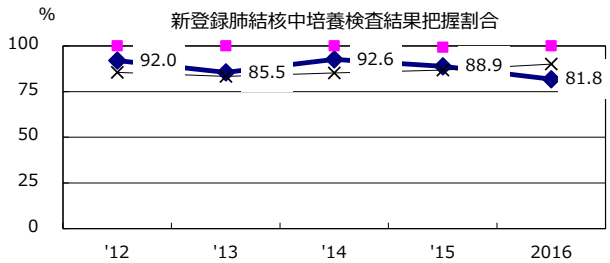

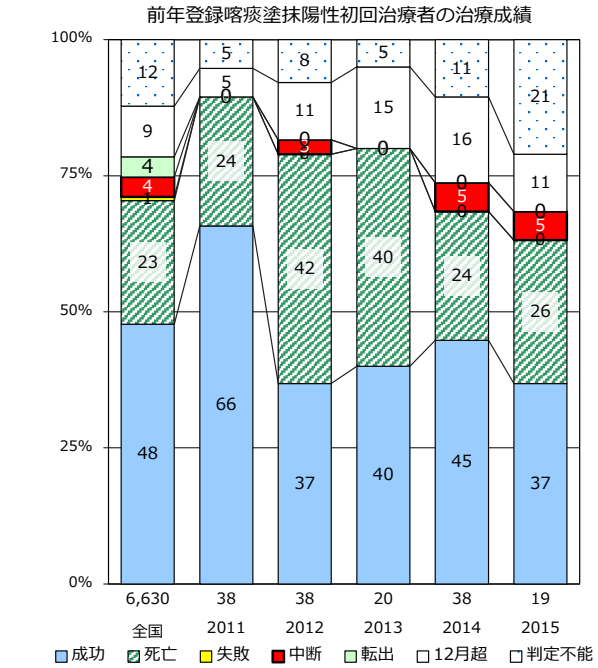

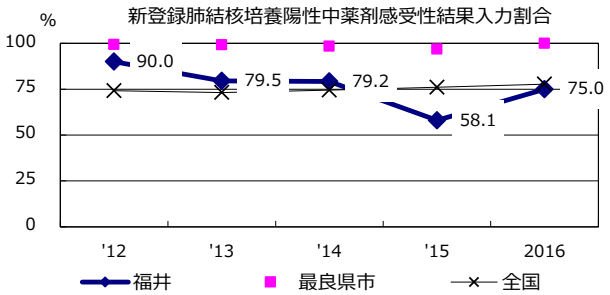

	'12	'13	'14	'15	2016
†発見の遅れ情報不明(%)	30.9	56.3	47.7	37.5	59.6

	'12	'13	'14	'15	2016
‡化療無・不明(%)	0.0	1.6	0.0	0.0	5.6

山梨

2016年　疫学統計				
人口	829,708	人		(全国)
新登録中外国人	6	名	8.3%	(7.6%)
新登録中ホームレス経験あり	0	名	0.0%	(1.0%)
新登録30-59歳男中無職かつ生保	0	名	0.0%	(7.7%)

年次推移(年)	'12	'13	'14	'15	2016
新登録数	100	65	77	73	72
人口10万対率	11.7	7.7	9.2	8.7	8.7
新登録肺結核喀痰塗抹陽性数	51	21	33	28	28
人口10万対率	6.0	2.5	3.9	3.4	3.4
潜在性結核	46	26	16	40	30
人口10万対率	5.4	3.1	1.9	4.8	3.6

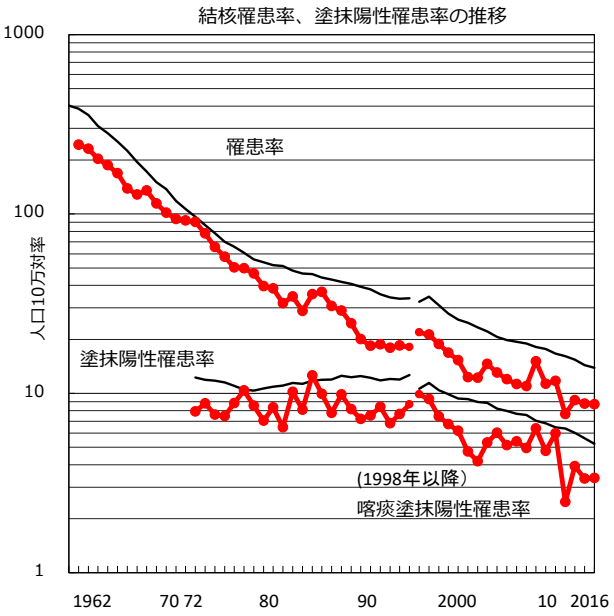

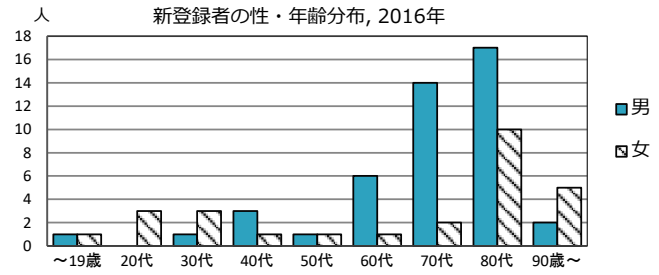

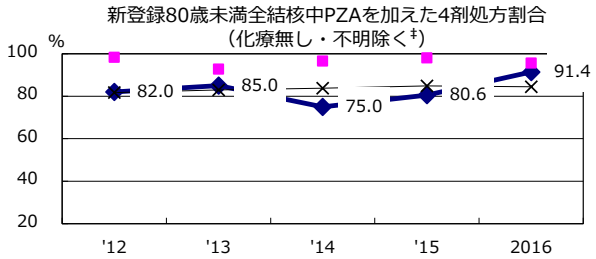

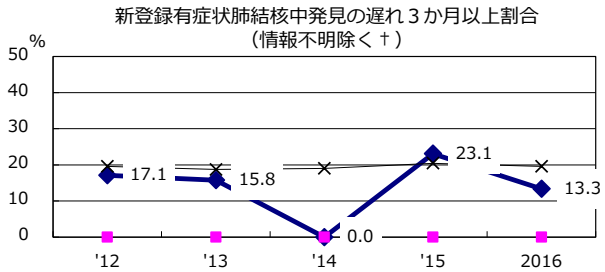

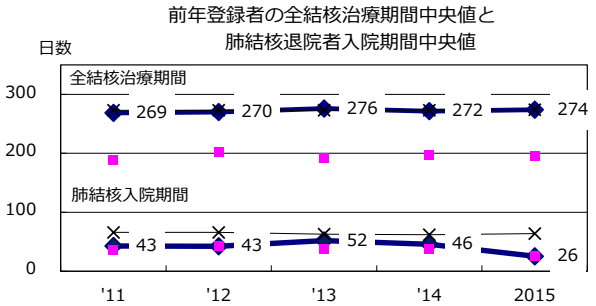

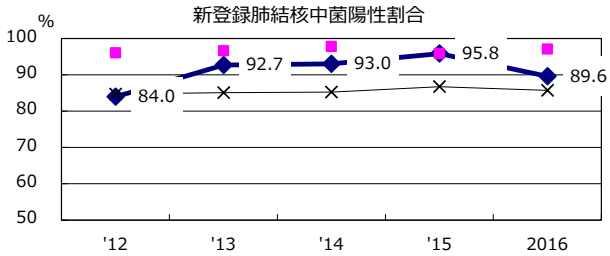

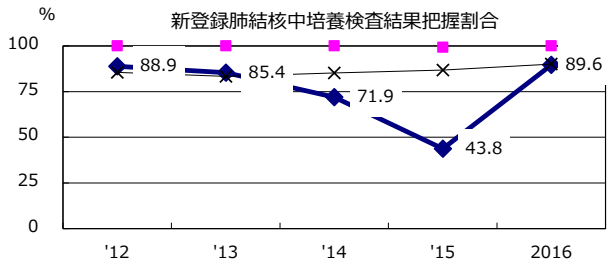

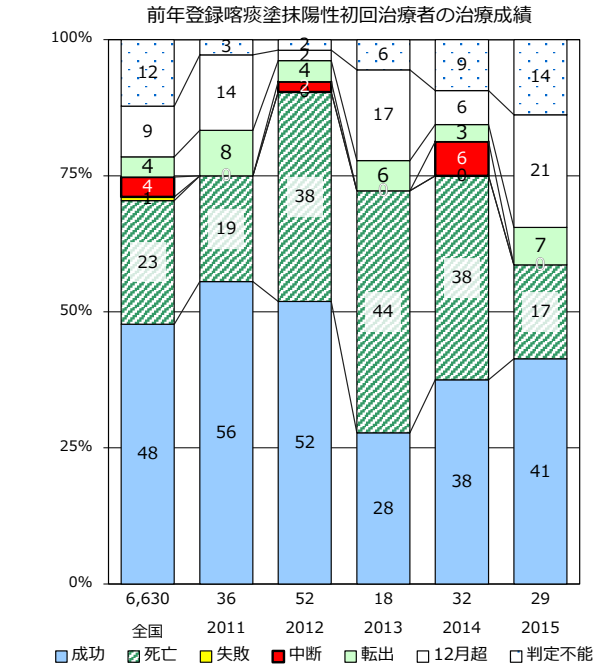

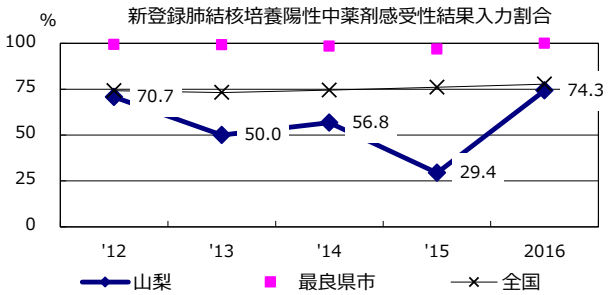

	'12	'13	'14	'15	2016
†発見の遅れ情報不明(%)	40.7	42.4	89.4	60.6	54.5

	'12	'13	'14	'15	2016
‡化療無・不明(%)	3.2	4.8	9.7	7.7	7.9

長野

2016年　疫学統計				
人口	2,088,065	人		(全国)
新登録中外国人	13	名	7.9%	(7.6%)
新登録中ホームレス経験あり	0	名	0.0%	(1.0%)
新登録30-59歳男中無職かつ生保	0	名	0.0%	(7.7%)

年次推移(年)	'12	'13	'14	'15	2016
新登録数	203	194	170	175	165
人口10万対率	9.5	9.1	8.1	8.3	7.9
新登録肺結核喀痰塗抹陽性数	92	73	74	82	72
人口10万対率	4.3	3.4	3.5	3.9	3.4
潜在性結核	131	132	158	103	123
人口10万対率	6.1	6.2	7.5	4.9	5.9

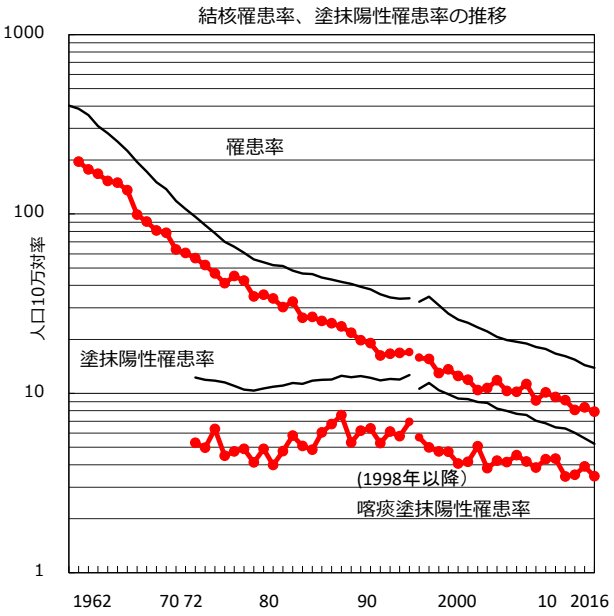

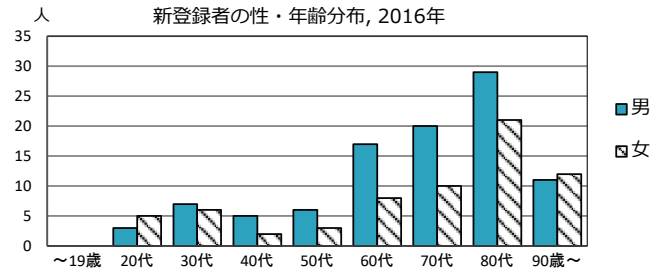

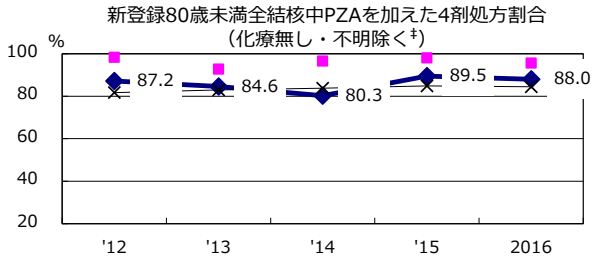

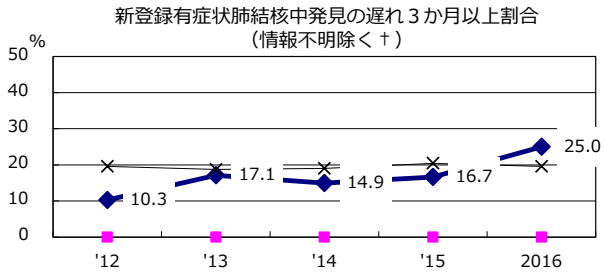

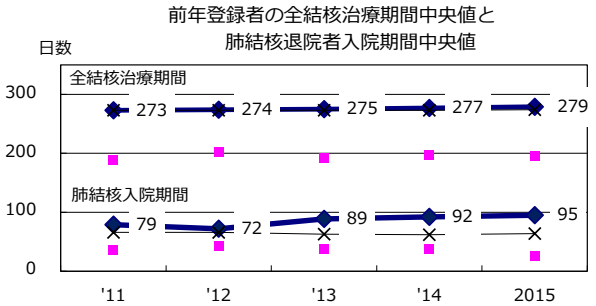

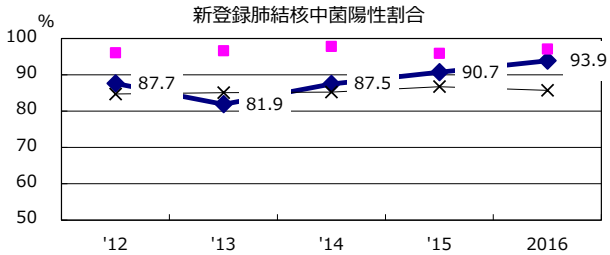

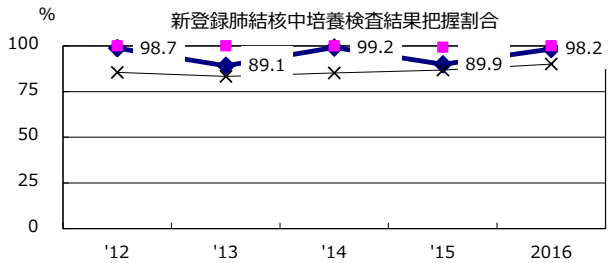

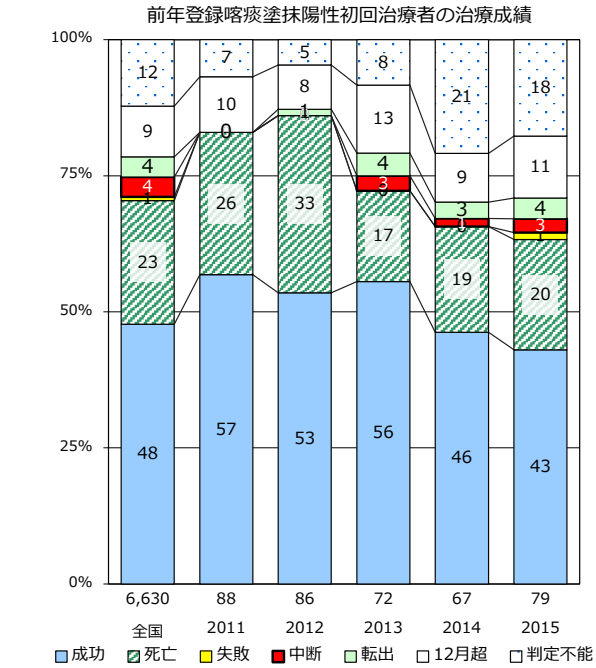

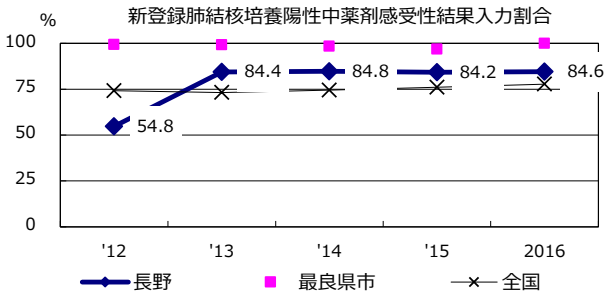

	'12	'13	'14	'15	2016
†発見の遅れ情報不明(%)	15.1	33.3	5.4	17.6	22.6

	'12	'13	'14	'15	2016
‡化療無・不明(%)	1.1	1.9	2.6	1.0	0.0

岐阜

2016年　疫学統計				
人口	2,021,872	人		(全国)
新登録中外国人	33	名	10.0%	(7.6%)
新登録中ホームレス経験あり	0	名	0.0%	(1.0%)
新登録30-59歳男中無職かつ生保	0	名	0.0%	(7.7%)

年次推移(年)	'12	'13	'14	'15	2016
新登録数	380	376	342	314	329
人口10万対率	18.4	18.3	16.8	15.4	16.3
新登録肺結核喀痰塗抹陽性数	152	145	123	128	114
人口10万対率	7.4	7.1	6.0	6.3	5.6
潜在性結核	89	75	80	102	135
人口10万対率	4.3	3.7	3.9	5.0	6.7

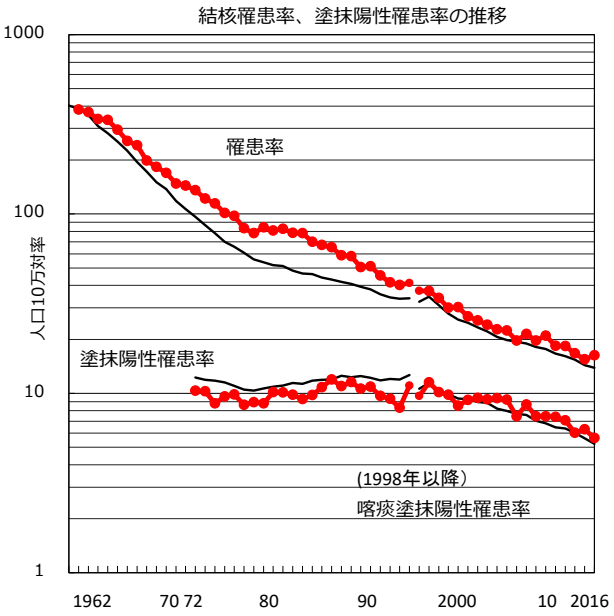

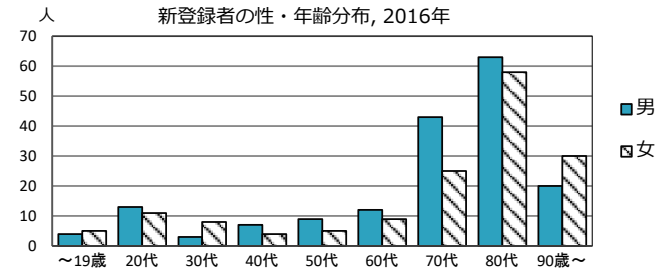

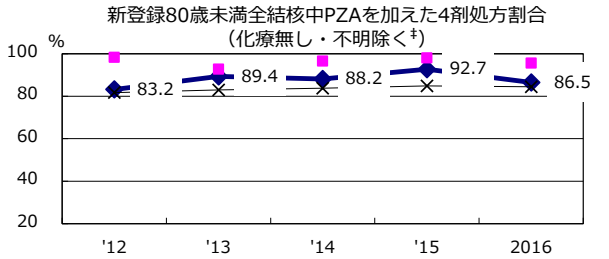

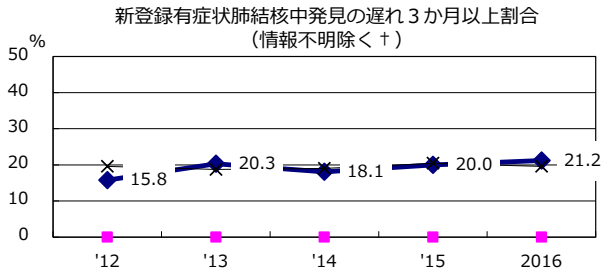

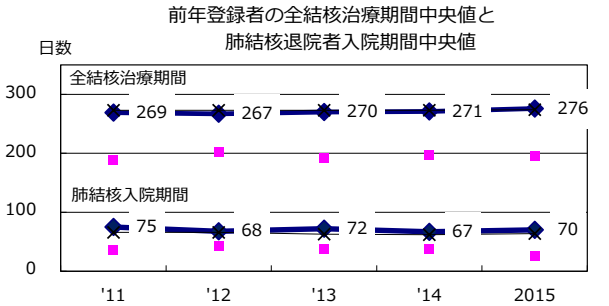

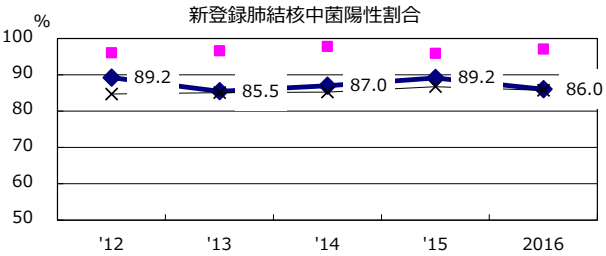

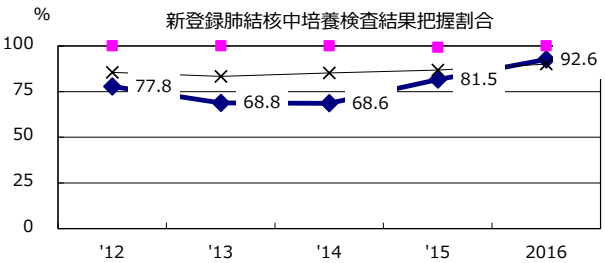

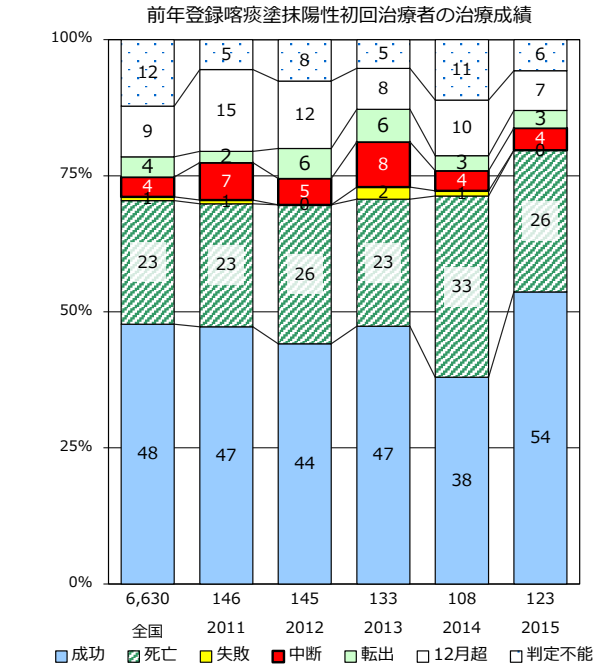

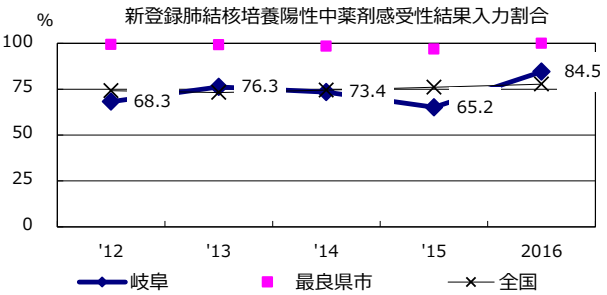

	'12	'13	'14	'15	2016
†発見の遅れ情報不明(%)	22.3	28.5	24.6	30.1	21.4

	'12	'13	'14	'15	2016
‡化療無・不明(%)	1.4	0.5	0.0	0.6	1.3

静岡

2016年　疫学統計				
人口	2,180,949	人		(全国)
新登録中外国人	35	名	15.7%	(7.6%)
新登録中ホームレス経験あり	1	名	0.4%	(1.0%)
新登録30-59歳男中無職かつ生保	0	名	0.0%	(7.7%)

年次推移(年)	'12	'13	'14	'15	2016
新登録数	318	306	261	257	223
人口10万対率	14.4	13.8	11.8	11.7	10.2
新登録肺結核喀痰塗抹陽性数	115	131	98	98	93
人口10万対率	5.2	5.9	4.4	4.5	4.3
潜在性結核	80	74	81	78	81
人口10万対率	3.6	3.3	3.7	3.5	3.7

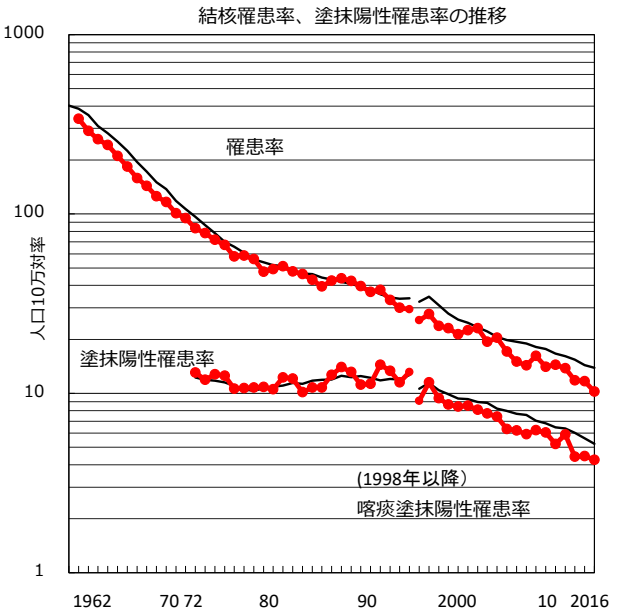

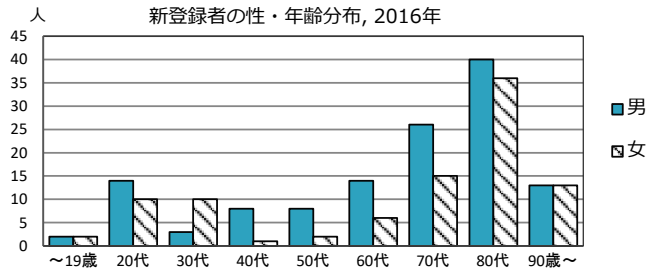

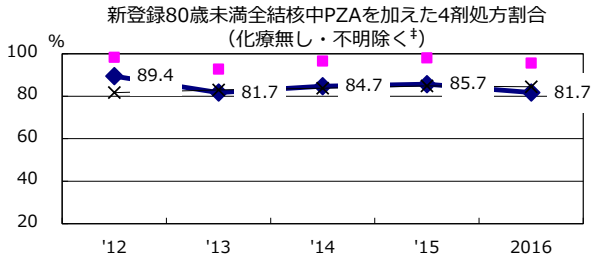

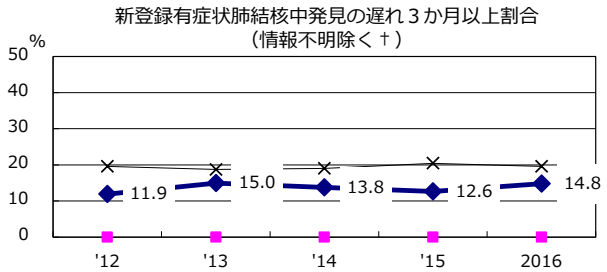

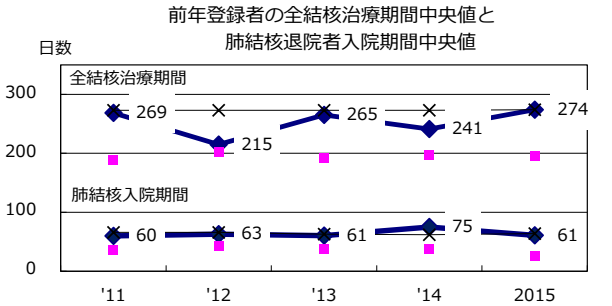

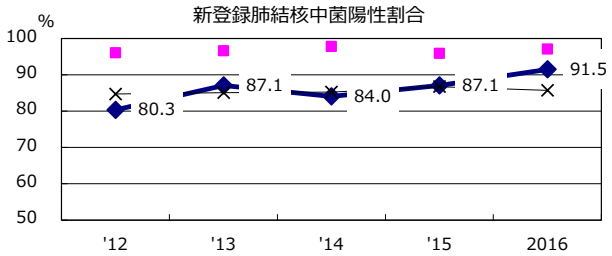

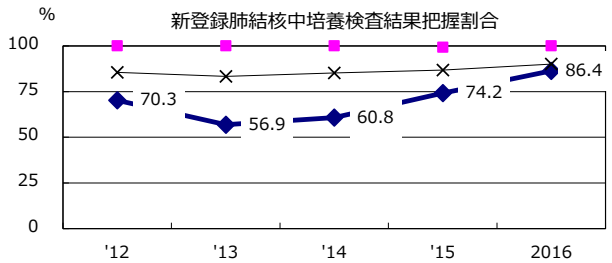

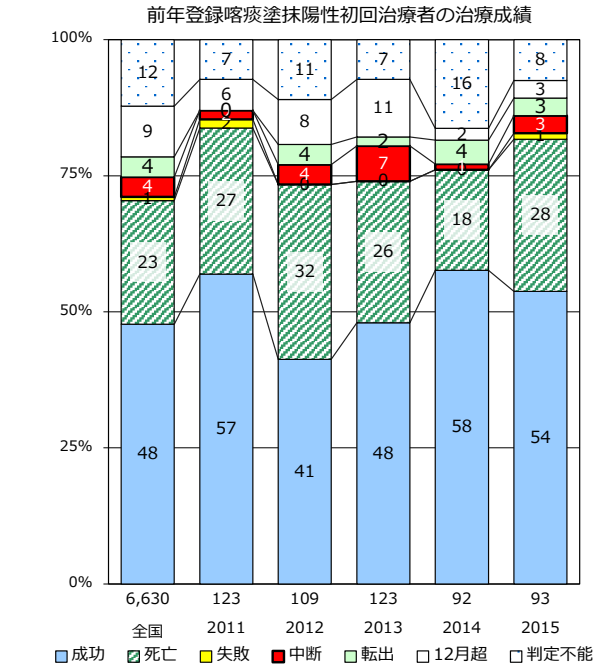

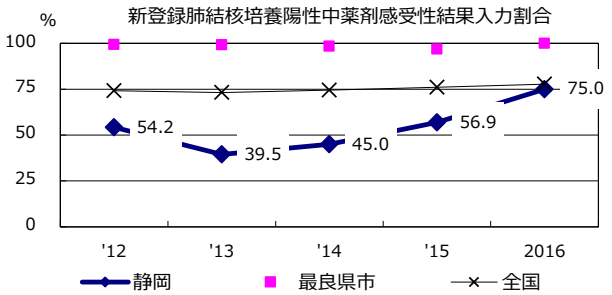

	'12	'13	'14	'15	2016
†発見の遅れ情報不明(%)	25.0	40.9	38.7	38.3	61.2

	'12	'13	'14	'15	2016
‡化療無・不明(%)	6.3	6.4	8.4	5.3	5.0

愛知

2016年　疫学統計				
人口	5,202,106	人		(全国)
新登録中外国人	87	名	11.2%	(7.6%)
新登録中ホームレス経験あり	1	名	0.1%	(1.0%)
新登録30-59歳男中無職かつ生保	1	名	1.2%	(7.7%)

年次推移(年)	'12	'13	'14	'15	2016
新登録数	844	823	777	685	776
人口10万対率	16.4	15.9	15.0	13.2	14.9
新登録肺結核喀痰塗抹陽性数	348	347	310	261	291
人口10万対率	6.7	6.7	6.0	5.0	5.6
潜在性結核	285	286	325	291	287
人口10万対率	5.5	5.5	6.3	5.6	5.5

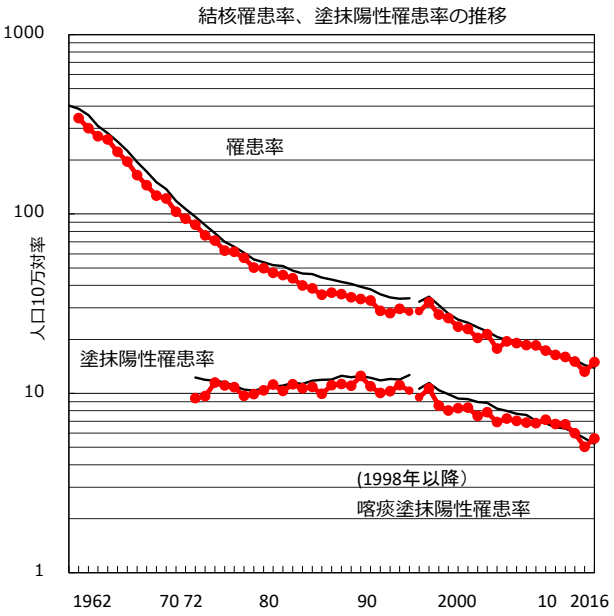

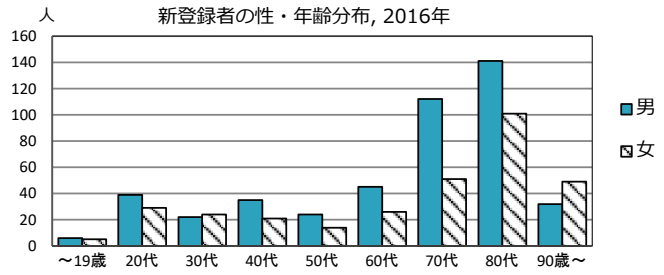

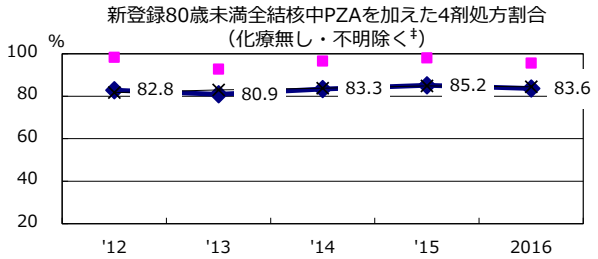

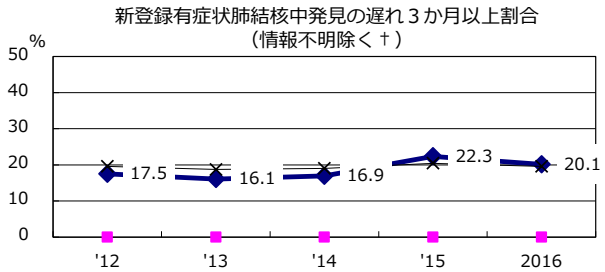

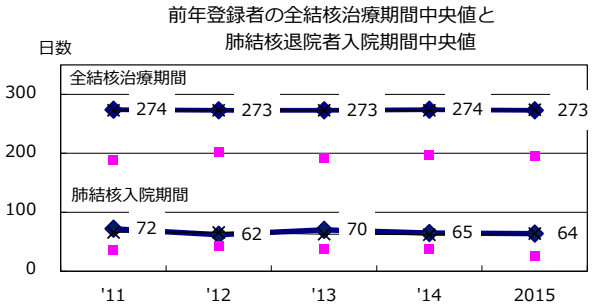

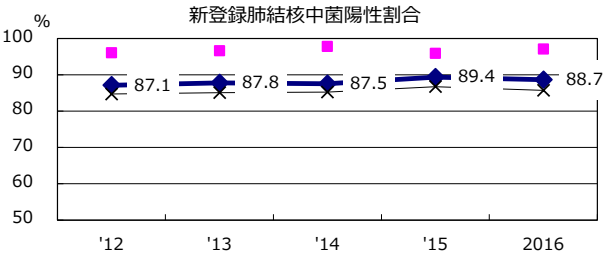

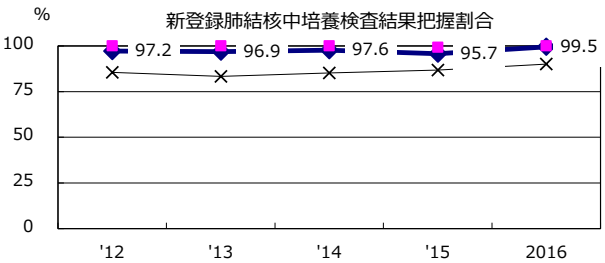

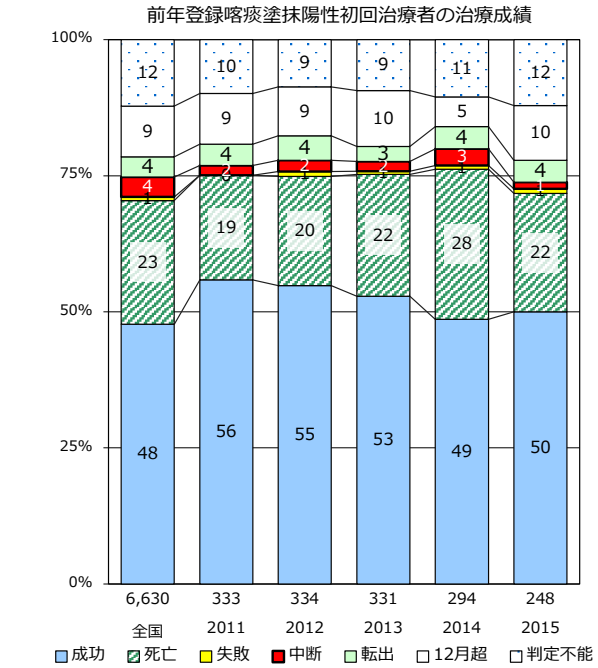

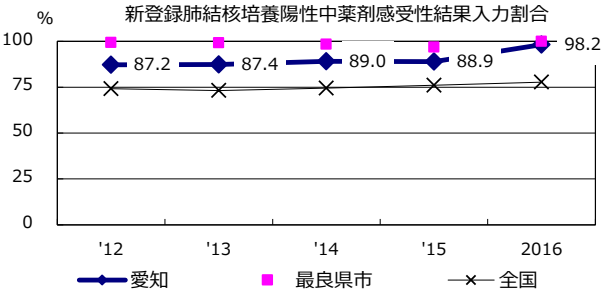

	'12	'13	'14	'15	2016
†発見の遅れ情報不明(%)	42.0	36.4	30.1	28.6	4.3

	'12	'13	'14	'15	2016
‡化療無・不明(%)	1.6	1.8	2.6	2.1	1.5

三重

2016年　疫学統計				
人口	1,808,236	人		(全国)
新登録中外国人	22	名	9.1%	(7.6%)
新登録中ホームレス経験あり	0	名	0.0%	(1.0%)
新登録30-59歳男中無職かつ生保	0	名	0.0%	(7.7%)

年次推移(年)	'12	'13	'14	'15	2016
新登録数	252	239	237	244	241
人口10万対率	13.7	13.0	13.0	13.4	13.3
新登録肺結核喀痰塗抹陽性数	90	98	76	92	84
人口10万対率	4.9	5.3	4.2	5.1	4.6
潜在性結核	72	66	122	52	59
人口10万対率	3.9	3.6	6.7	2.9	3.3

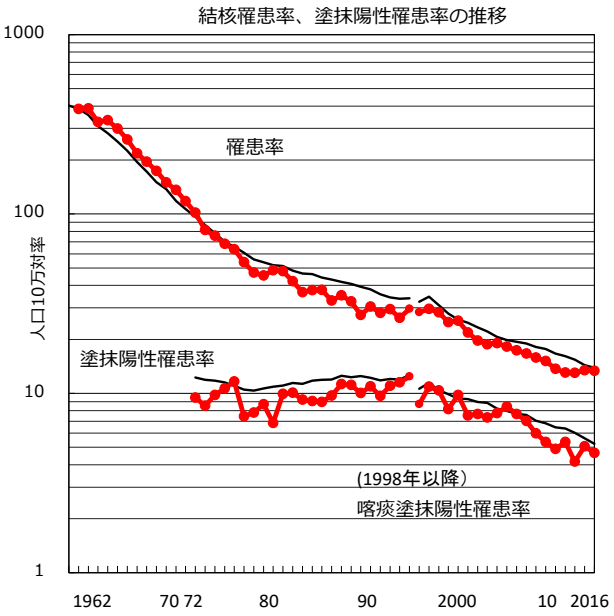

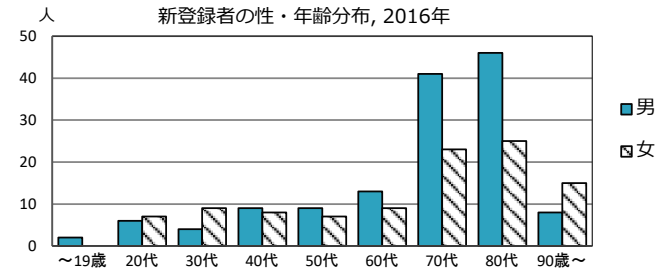

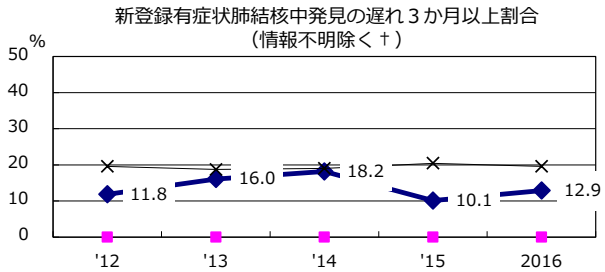

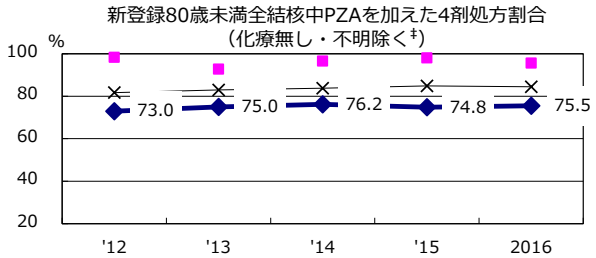

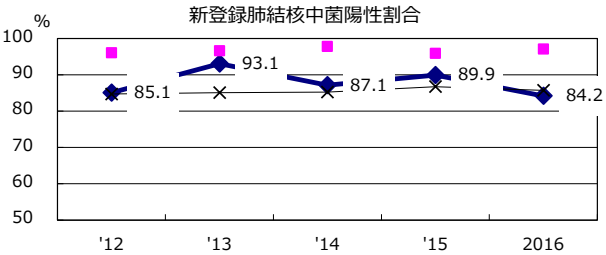

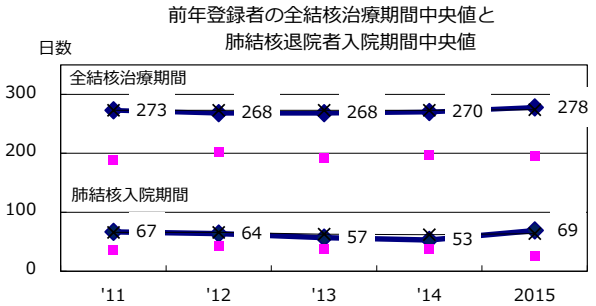

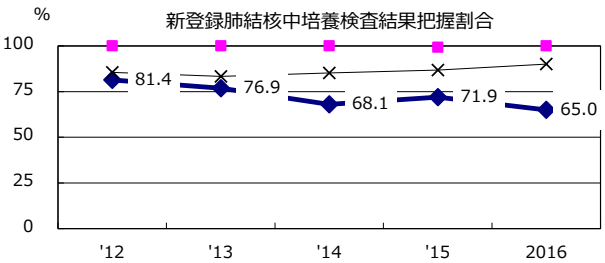

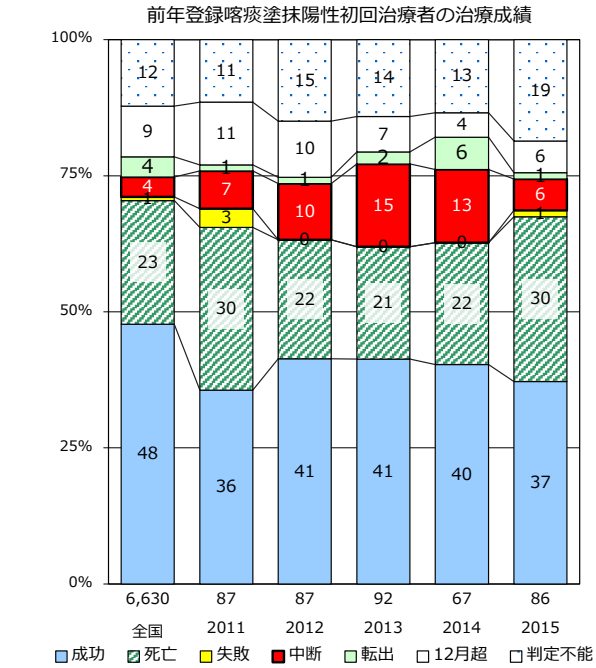

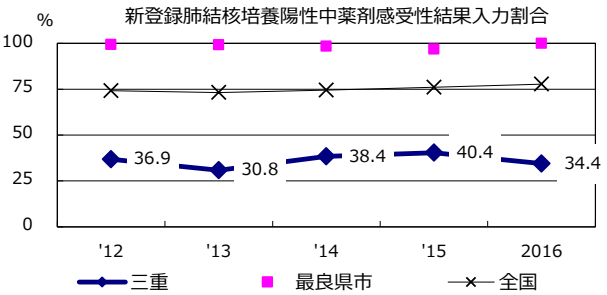

	'12	'13	'14	'15	2016
†発見の遅れ情報不明(%)	19.1	38.2	53.0	38.8	43.1

	'12	'13	'14	'15	2016
‡化療無・不明(%)	3.3	1.6	5.3	1.6	2.7

滋賀

2016年　疫学統計				
人口	1,412,830	人		(全国)
新登録中外国人	11	名	7.2%	(7.6%)
新登録中ホームレス経験あり	1	名	0.7%	(1.0%)
新登録30-59歳男中無職かつ生保	0	名	0.0%	(7.7%)

年次推移(年)	'12	'13	'14	'15	2016
新登録数	170	182	166	157	152
人口10万対率	12.0	12.9	11.7	11.1	10.8
新登録肺結核喀痰塗抹陽性数	58	74	62	68	55
人口10万対率	4.1	5.2	4.4	4.8	3.9
潜在性結核	76	91	61	59	94
人口10万対率	5.4	6.4	4.3	4.2	6.7

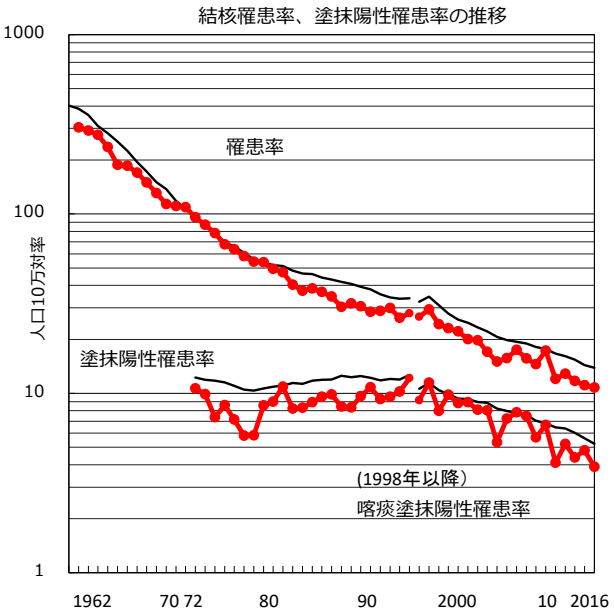

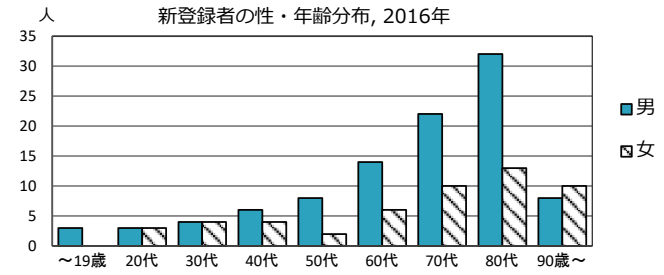

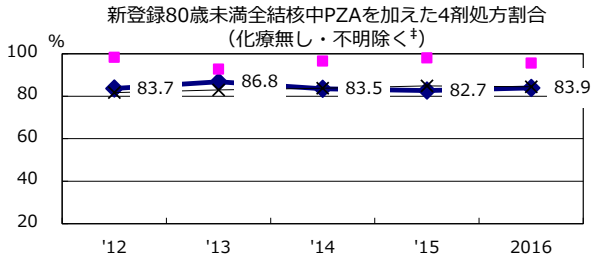

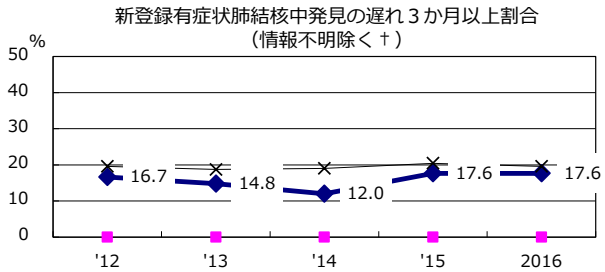

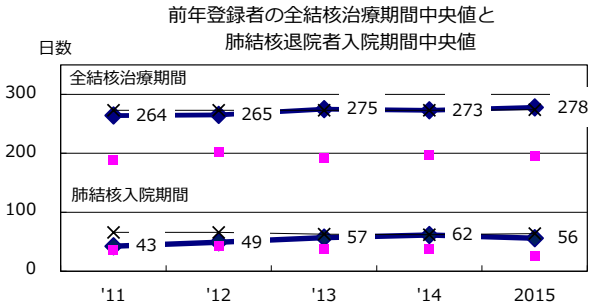

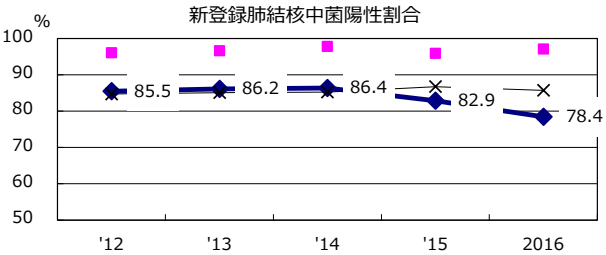

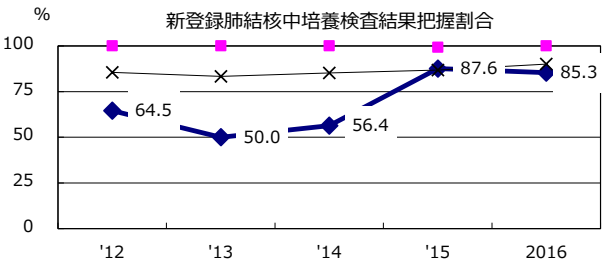

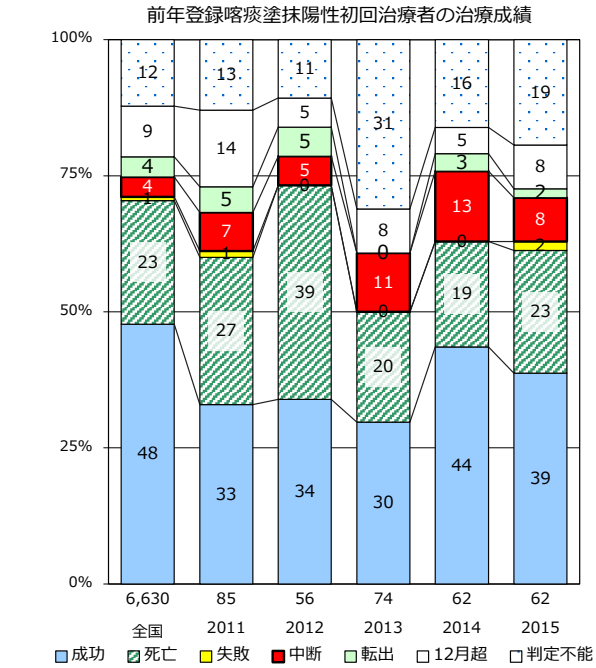

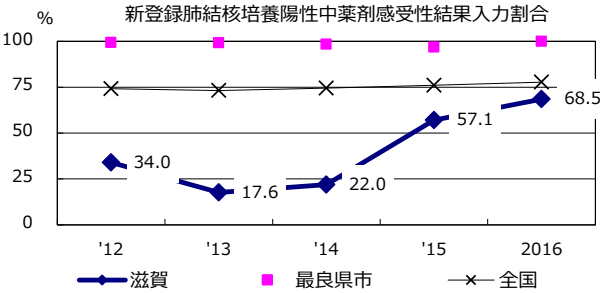

	'12	'13	'14	'15	2016
†発見の遅れ情報不明(%)	61.0	73.8	68.4	77.6	56.4

	'12	'13	'14	'15	2016
‡化療無・不明(%)	0.0	10.8	6.6	2.6	2.2

京都

2016年　疫学統計				
人口	1,130,614	人		(全国)
新登録中外国人	4	名	2.4%	(7.6%)
新登録中ホームレス経験あり	0	名	0.0%	(1.0%)
新登録30-59歳男中無職かつ生保	0	名	0.0%	(7.7%)

年次推移(年)	'12	'13	'14	'15	2016
新登録数	192	170	177	137	164
人口10万対率	16.7	14.8	15.5	12.1	14.5
新登録肺結核喀痰塗抹陽性数	77	64	66	59	65
人口10万対率	6.7	5.6	5.8	5.2	5.7
潜在性結核	103	70	54	74	65
人口10万対率	8.9	6.1	4.7	6.5	5.7

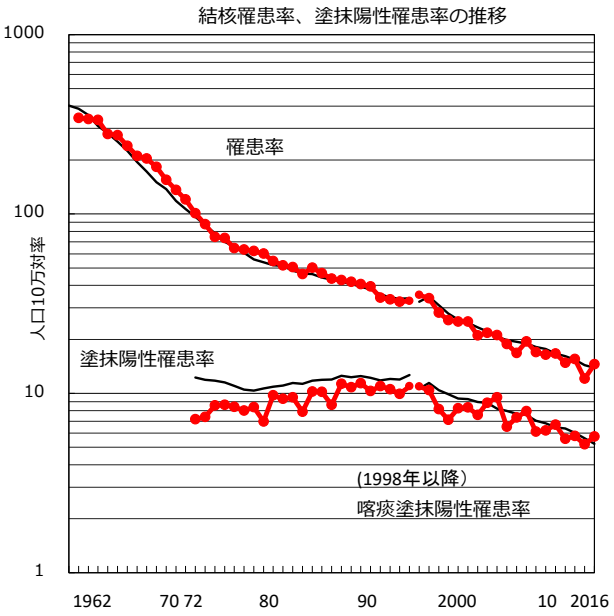

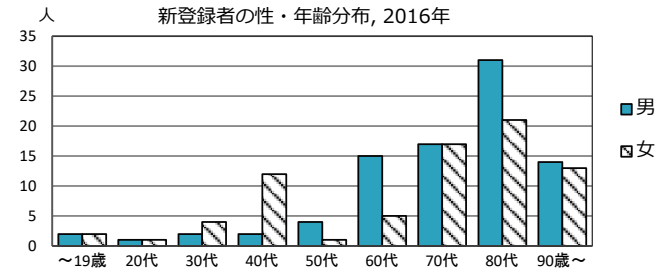

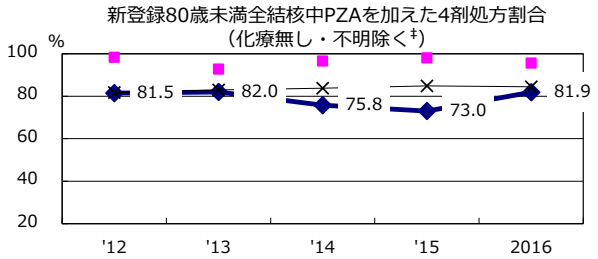

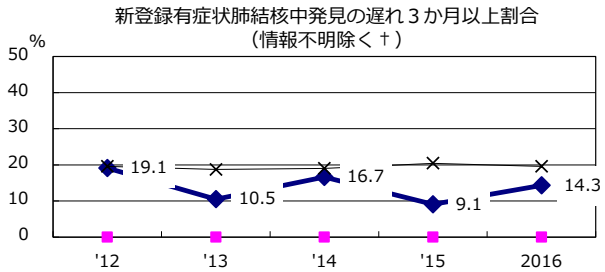

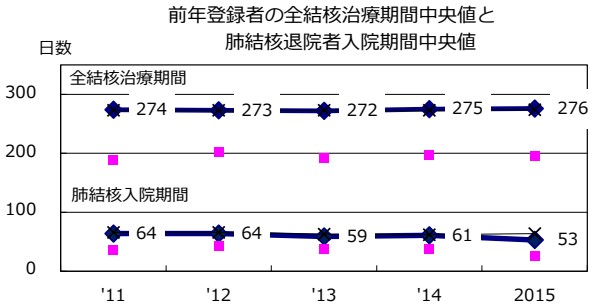

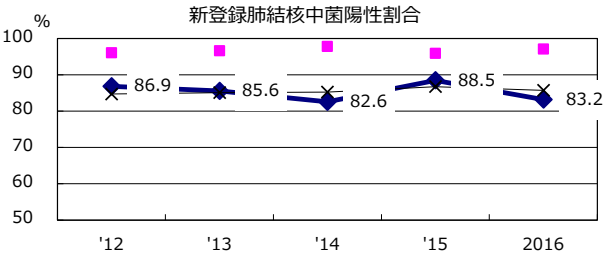

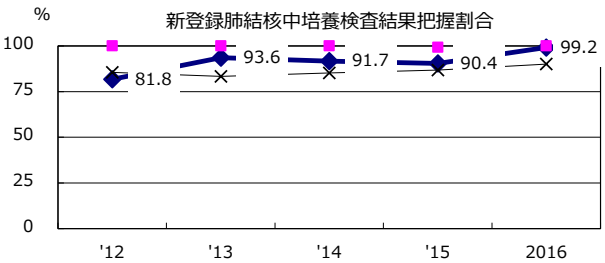

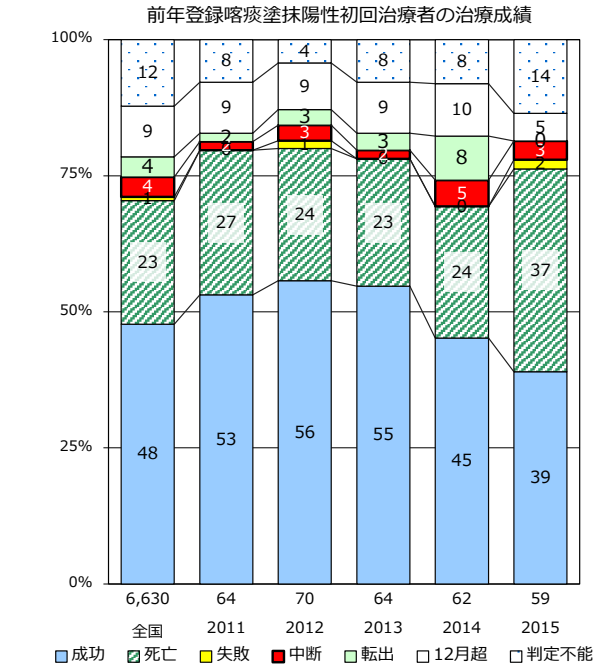

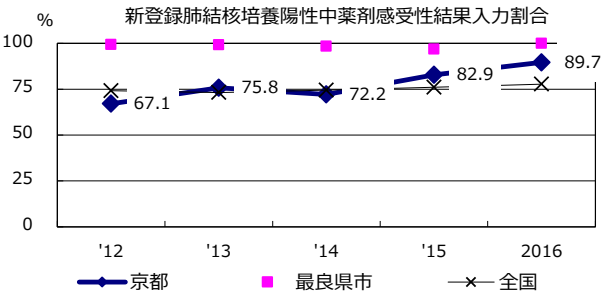

	'12	'13	'14	'15	2016
†発見の遅れ情報不明(%)	35.8	24.0	44.9	33.7	37.1

	'12	'13	'14	'15	2016
‡化療無・不明(%)	0.0	1.0	2.1	1.6	2.4

大阪

2016年　疫学統計				
人口	5,292,876	人		(全国)
新登録中外国人	33	名	3.7%	(7.6%)
新登録中ホームレス経験あり	2	名	0.2%	(1.0%)
新登録30-59歳男中無職かつ生保	4	名	3.1%	(7.7%)

年次推移(年)	'12	'13	'14	'15	2016
新登録数	1,023	1,056	999	964	895
人口10万対率	19.2	19.8	18.8	18.2	16.9
新登録肺結核喀痰塗抹陽性数	413	438	359	393	374
人口10万対率	7.7	8.2	6.8	7.4	7.1
潜在性結核	373	373	288	320	416
人口10万対率	7.0	7.0	5.4	6.0	7.9

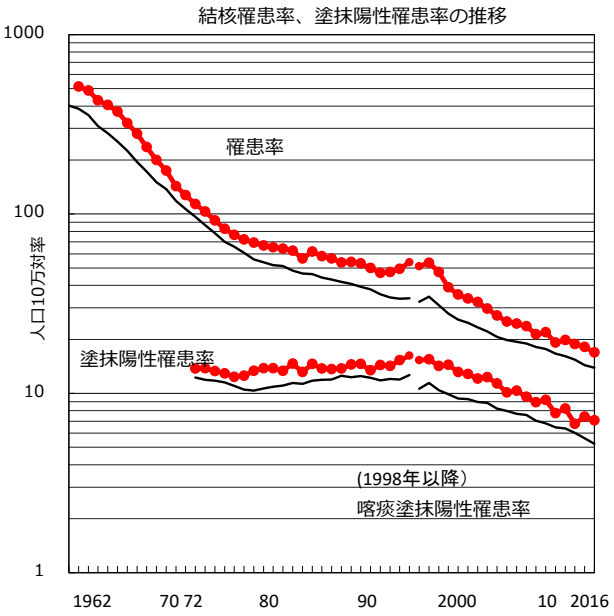

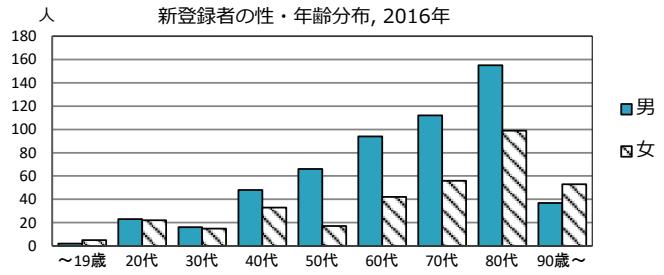

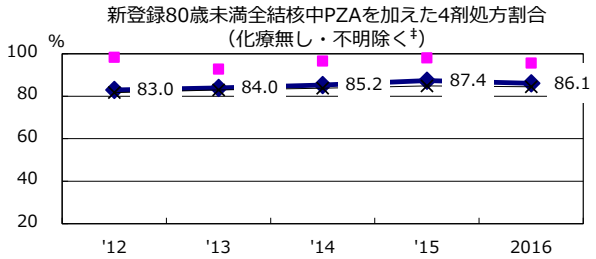

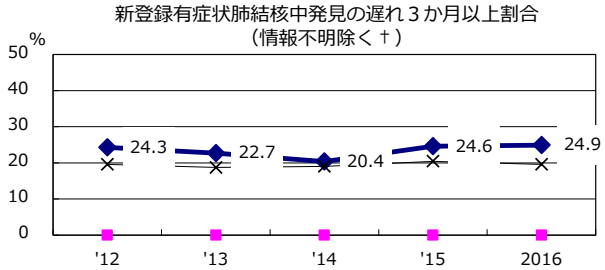

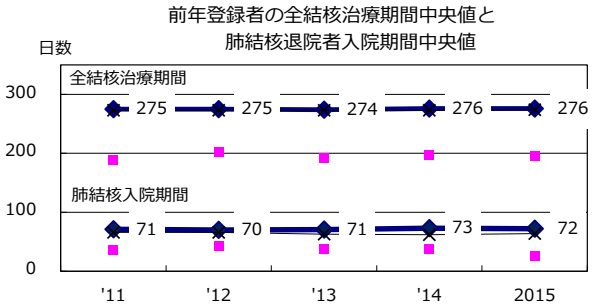

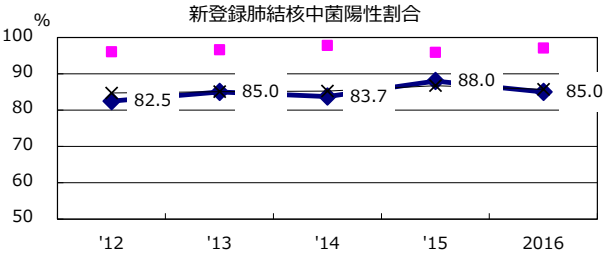

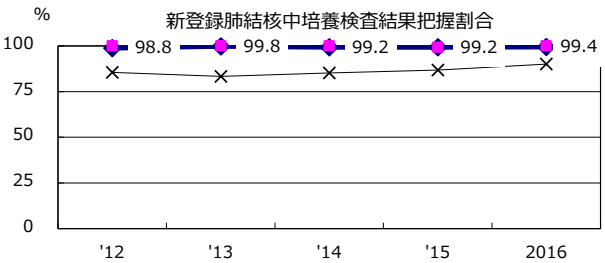

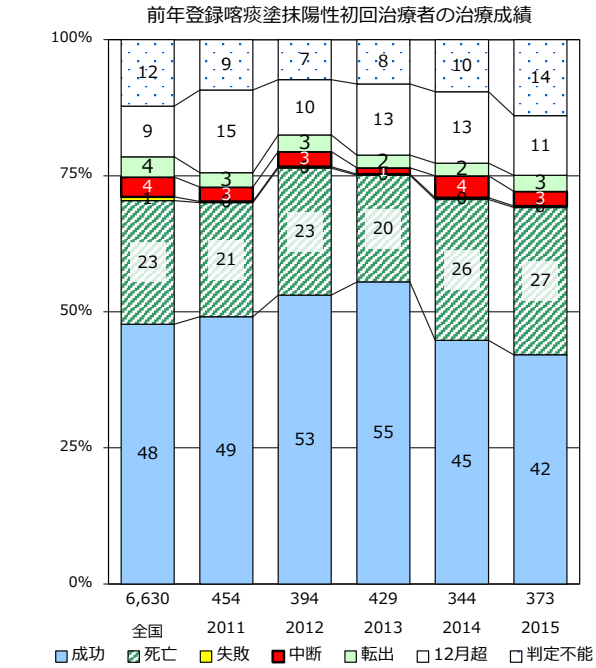

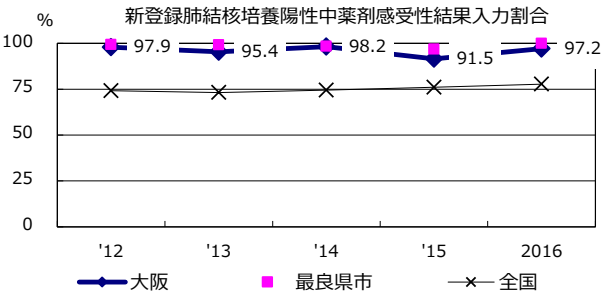

	'12	'13	'14	'15	2016
†発見の遅れ情報不明(%)	26.6	6.9	16.2	4.9	3.8

	'12	'13	'14	'15	2016
‡化療無・不明(%)	1.1	0.8	1.1	1.9	1.1

兵庫

2016年　疫学統計				
人口	3,984,198	人		(全国)
新登録中外国人	16	名	2.9%	(7.6%)
新登録中ホームレス経験あり	2	名	0.4%	(1.0%)
新登録30-59歳男中無職かつ生保	3	名	4.8%	(7.7%)

年次推移(年)	'12	'13	'14	'15	2016
新登録数	720	729	706	617	559
人口10万対率	17.9	18.1	17.6	15.4	14.0
新登録肺結核喀痰塗抹陽性数	304	308	291	270	223
人口10万対率	7.5	7.7	7.3	6.8	5.6
潜在性結核	270	197	149	158	167
人口10万対率	6.7	4.9	3.7	4.0	4.2

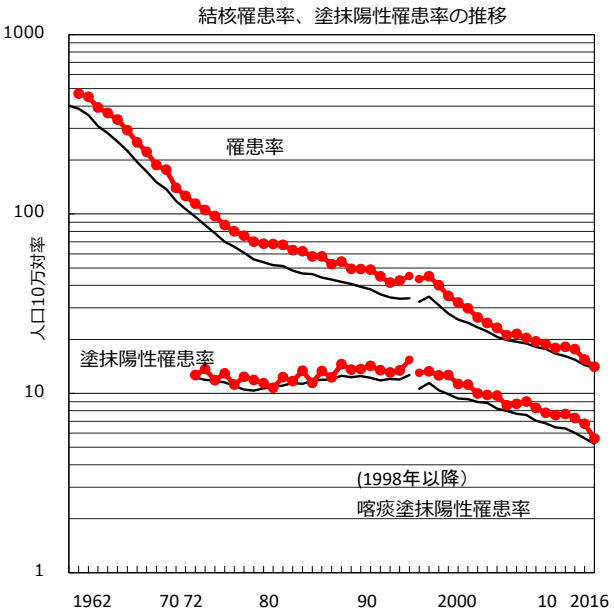

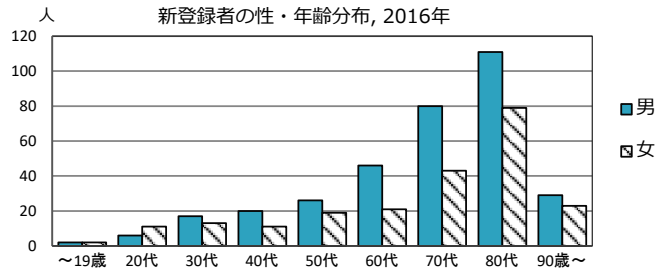

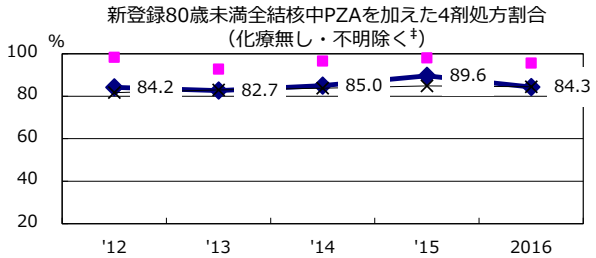

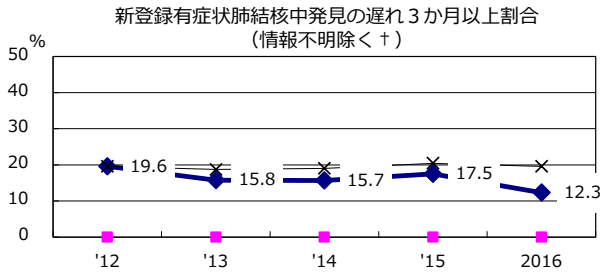

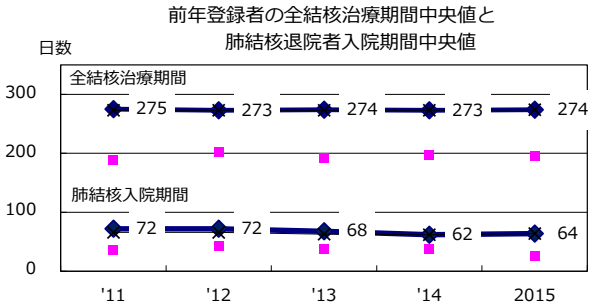

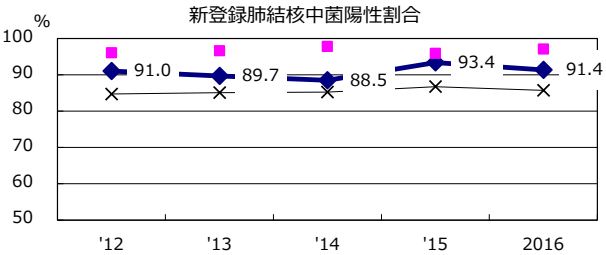

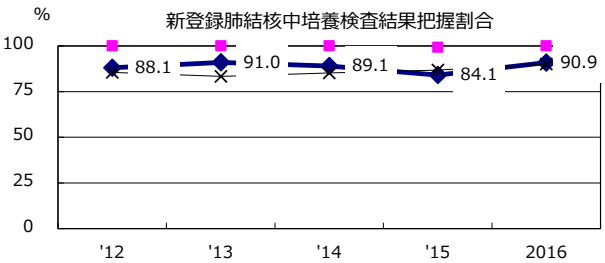

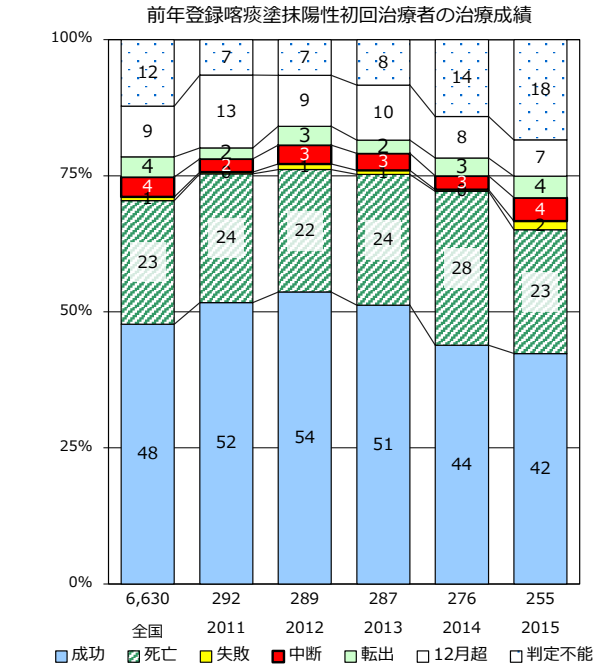

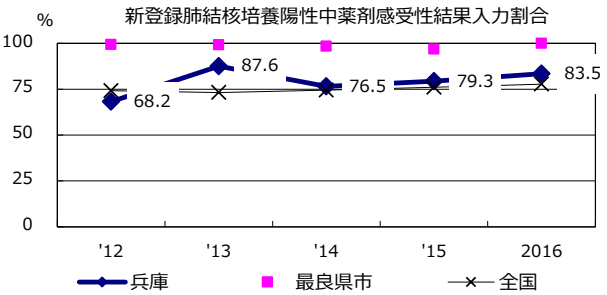

	'12	'13	'14	'15	2016
†発見の遅れ情報不明(%)	46.8	9.2	18.3	23.0	21.0

	'12	'13	'14	'15	2016
‡化療無・不明(%)	1.8	0.6	1.4	1.7	1.6

奈良

2016年　疫学統計				
人口	1,356,319	人		(全国)
新登録中外国人	11	名	5.8%	(7.6%)
新登録中ホームレス経験あり	1	名	0.5%	(1.0%)
新登録30-59歳男中無職かつ生保	0	名	0.0%	(7.7%)

年次推移(年)	'12	'13	'14	'15	2016
新登録数	285	244	230	230	191
人口10万対率	20.5	17.6	16.7	16.8	14.1
新登録肺結核喀痰塗抹陽性数	96	93	104	90	75
人口10万対率	6.9	6.7	7.6	6.6	5.5
潜在性結核	121	86	57	65	61
人口10万対率	8.7	6.2	4.1	4.8	4.5

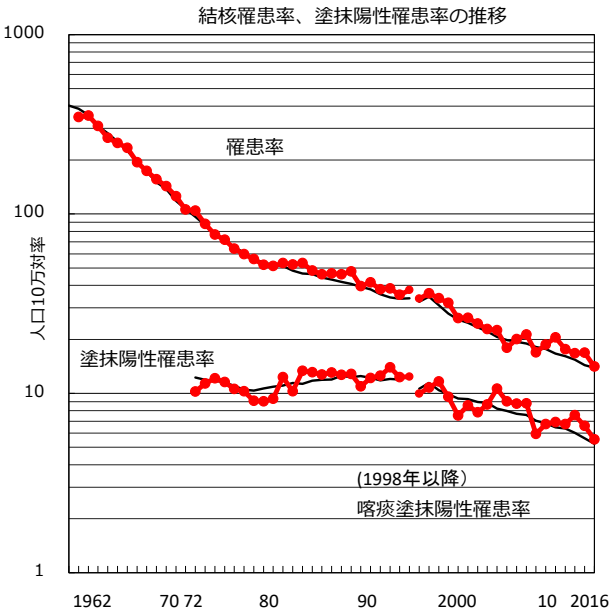

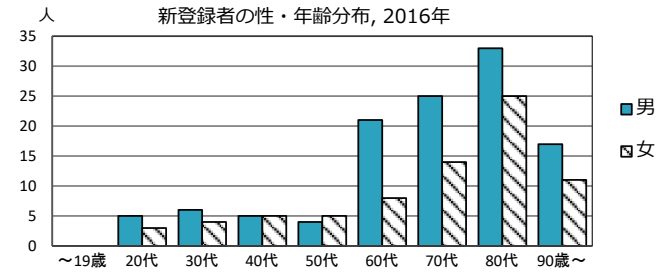

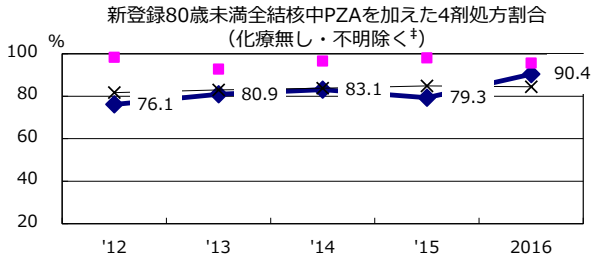

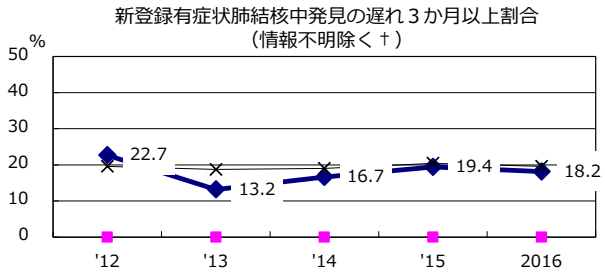

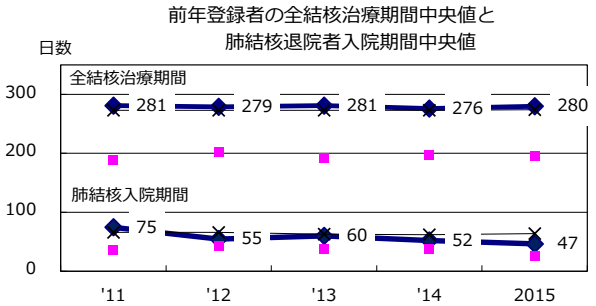

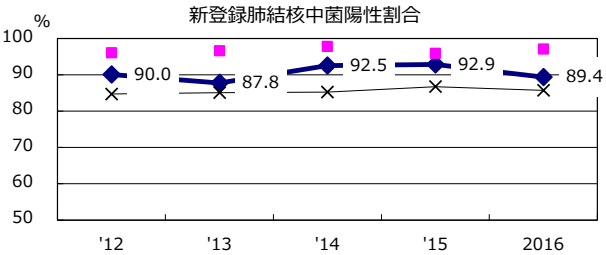

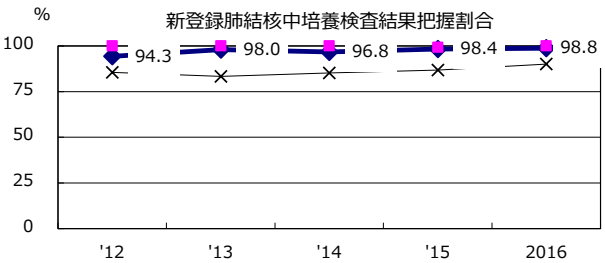

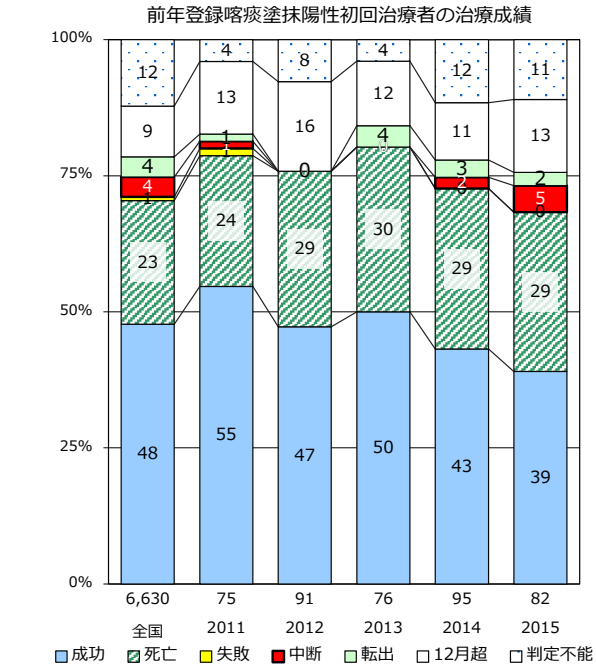

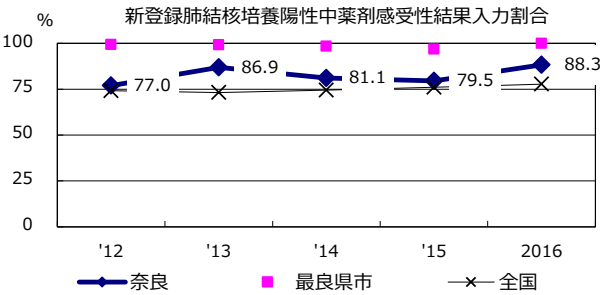

	'12	'13	'14	'15	2016
†発見の遅れ情報不明(%)	15.3	12.2	24.5	20.6	20.2

	'12	'13	'14	'15	2016
‡化療無・不明(%)	3.1	0.7	2.2	2.4	1.0

和歌山

2016年　疫学統計				
人口	954,013	人		(全国)
新登録中外国人	2	名	1.5%	(7.6%)
新登録中ホームレス経験あり	0	名	0.0%	(1.0%)
新登録30-59歳男中無職かつ生保	2	名	16.7%	(7.7%)

年次推移(年)	'12	'13	'14	'15	2016
新登録数	185	202	190	150	131
人口10万対率	18.7	20.6	19.6	15.6	13.7
新登録肺結核喀痰塗抹陽性数	74	76	80	55	59
人口10万対率	7.5	7.8	8.2	5.7	6.2
潜在性結核	140	71	31	31	52
人口10万対率	14.2	7.2	3.2	3.2	5.5

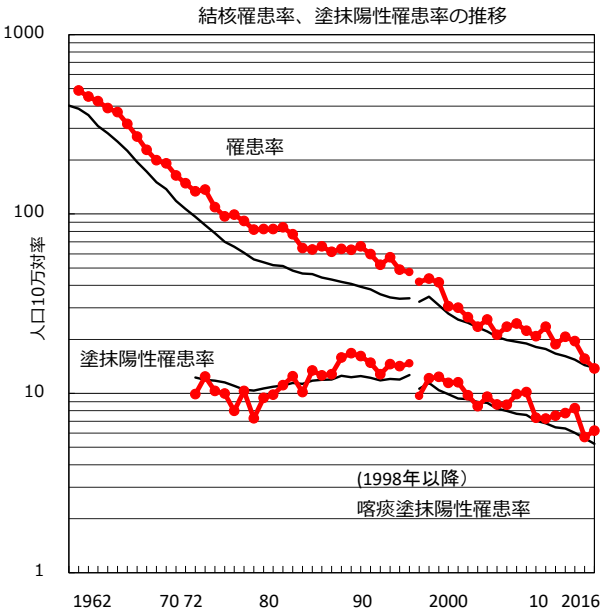

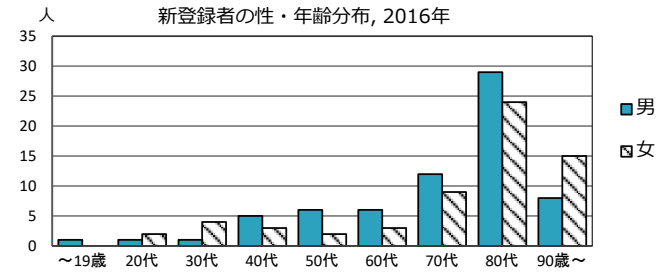

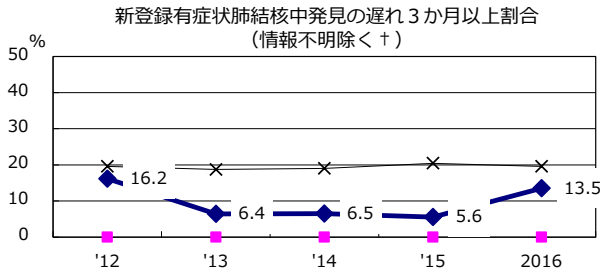

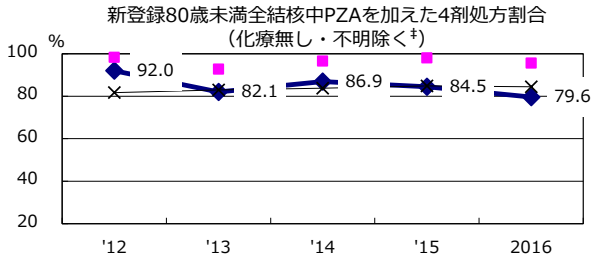

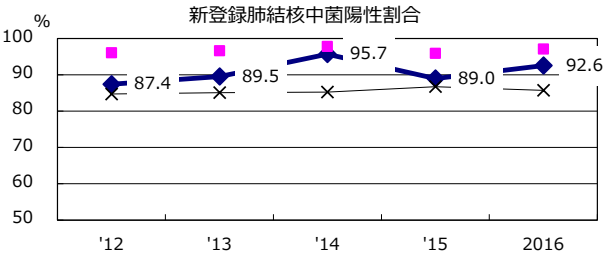

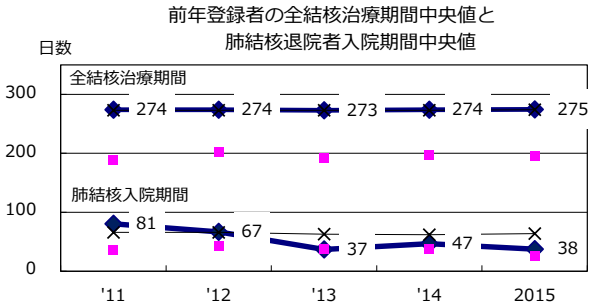

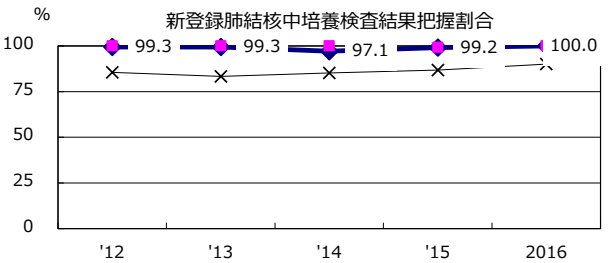

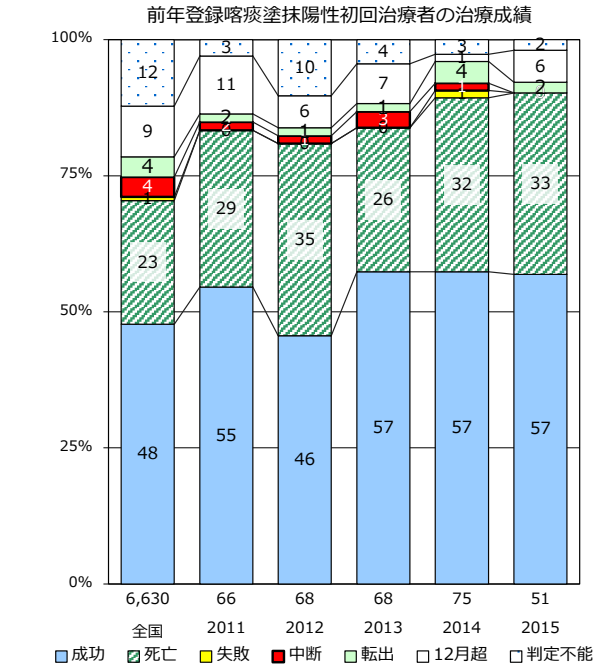

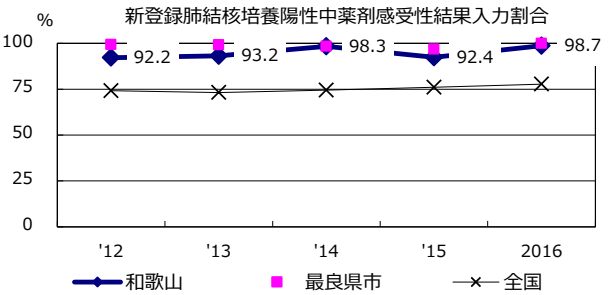

	'12	'13	'14	'15	2016
†発見の遅れ情報不明(%)	11.8	12.8	4.5	4.3	2.6

	'12	'13	'14	'15	2016
‡化療無・不明(%)	3.8	0.8	2.3	2.7	1.8

鳥取

2016年　疫学統計				
人口	569,554	人		(全国)
新登録中外国人	5	名	7.6%	(7.6%)
新登録中ホームレス経験あり	0	名	0.0%	(1.0%)
新登録30-59歳男中無職かつ生保	0	名	0.0%	(7.7%)

年次推移(年)	'12	'13	'14	'15	2016
新登録数	80	76	87	90	66
人口10万対率	13.8	13.2	15.2	15.7	11.6
新登録肺結核喀痰塗抹陽性数	24	23	32	34	24
人口10万対率	4.1	4.0	5.6	5.9	4.2
潜在性結核	58	19	19	20	20
人口10万対率	10.0	3.3	3.3	3.5	3.5

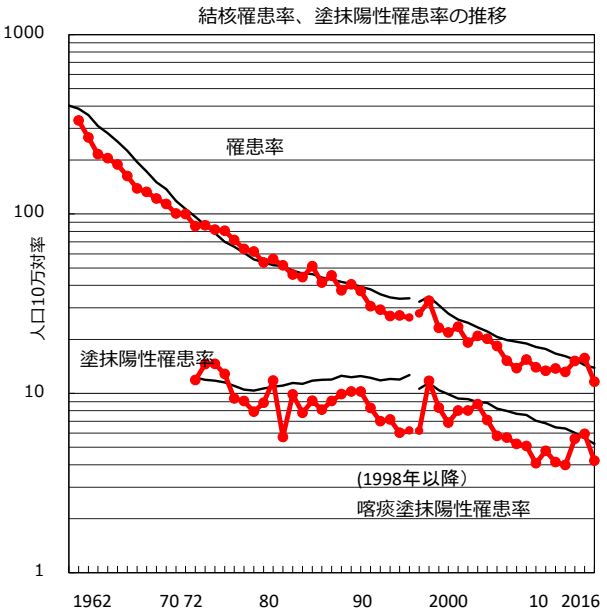

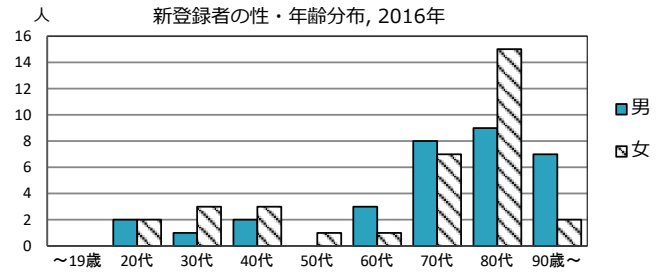

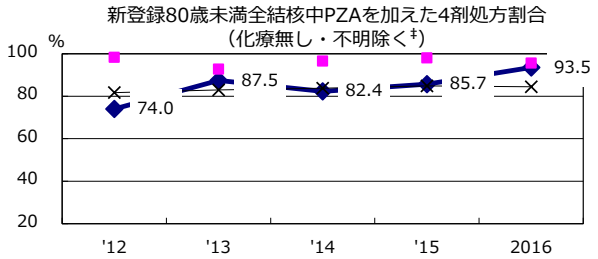

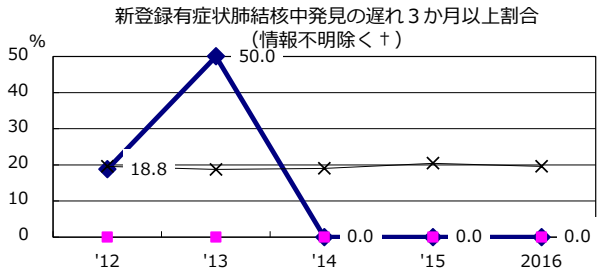

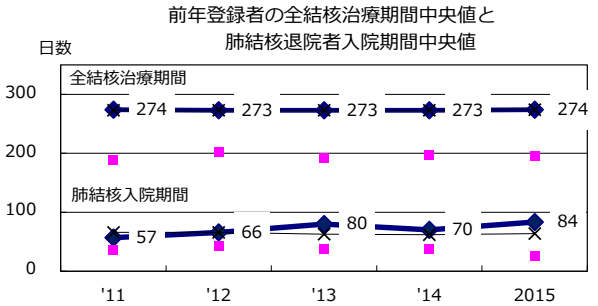

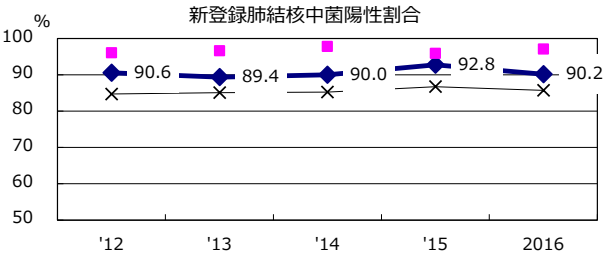

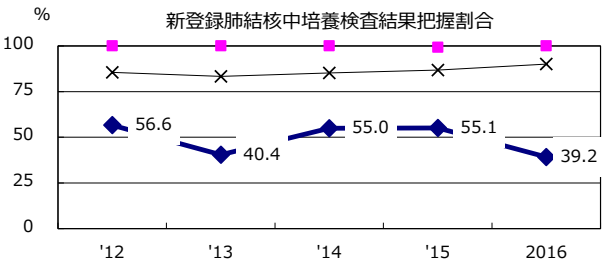

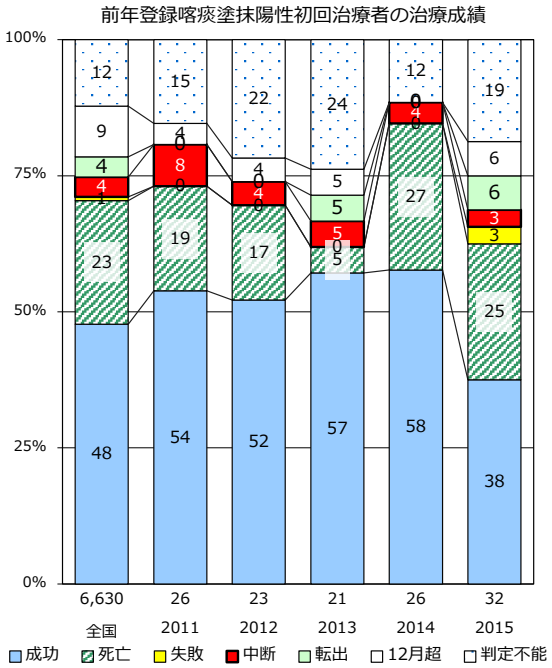

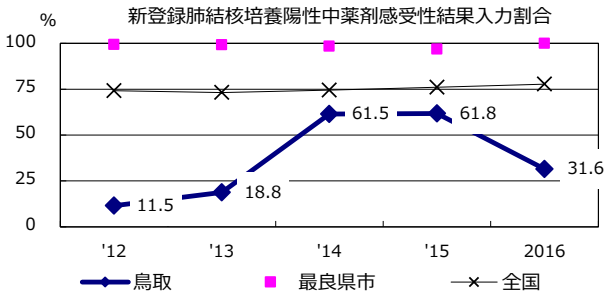

	'12	'13	'14	'15	2016
†発見の遅れ情報不明(%)	51.5	81.8	97.6	97.7	92.6

	'12	'13	'14	'15	2016
‡化療無・不明(%)	0.0	4.8	5.6	0.0	6.1

島根

2016年　疫学統計				
人口	689,877	人		(全国)
新登録中外国人	7	名	8.0%	(7.6%)
新登録中ホームレス経験あり	1	名	1.1%	(1.0%)
新登録30-59歳男中無職かつ生保	0	名	0.0%	(7.7%)

年次推移(年)	'12	'13	'14	'15	2016
新登録数	128	110	95	102	87
人口10万対率	18.1	15.7	13.6	14.7	12.6
新登録肺結核喀痰塗抹陽性数	49	44	28	38	24
人口10万対率	6.9	6.3	4.0	5.5	3.5
潜在性結核	115	28	56	27	30
人口10万対率	16.3	4.0	8.0	3.9	4.3

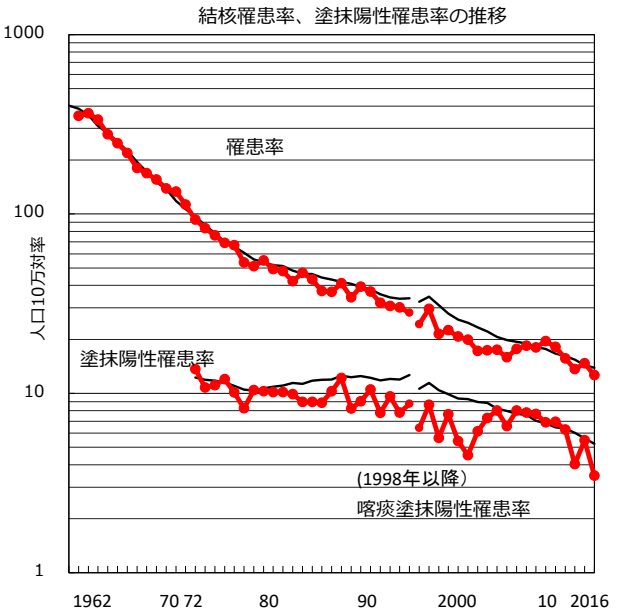

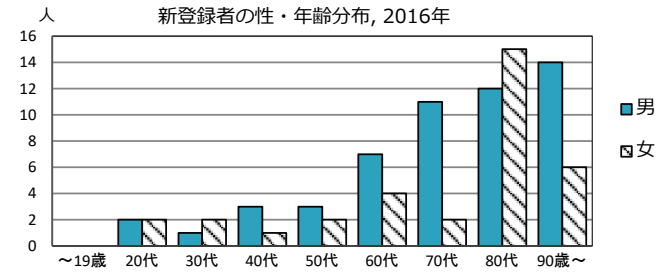

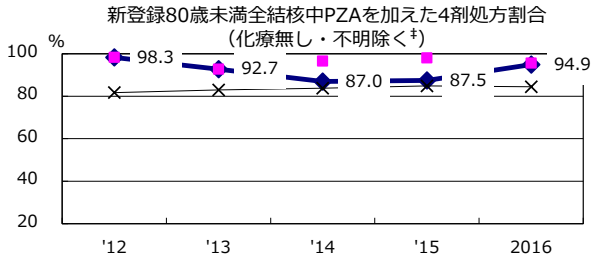

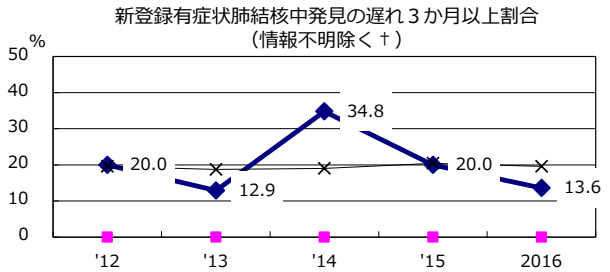

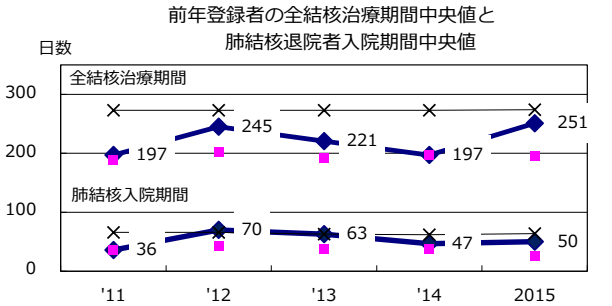

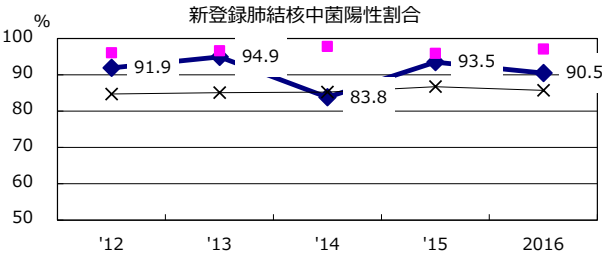

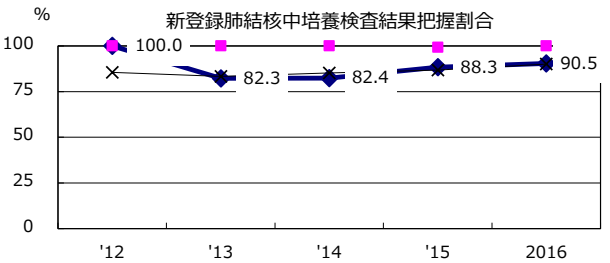

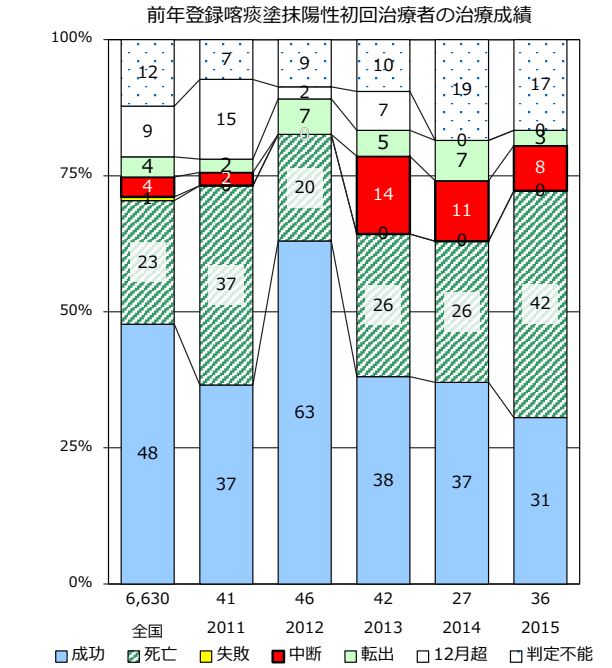

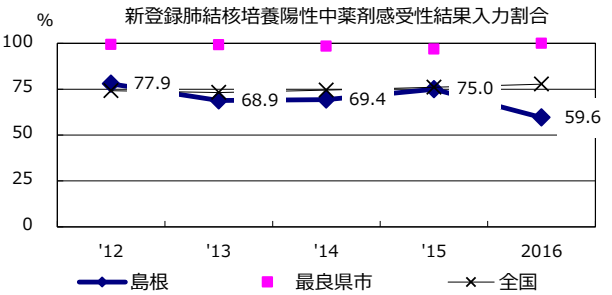

	'12	'13	'14	'15	2016
†発見の遅れ情報不明(%)	54.5	50.0	55.8	62.1	48.8

	'12	'13	'14	'15	2016
‡化療無・不明(%)	1.7	1.8	6.1	0.0	2.5

岡山

2016年　疫学統計				
人口	1,205,908	人		(全国)
新登録中外国人	5	名	3.8%	(7.6%)
新登録中ホームレス経験あり	1	名	0.8%	(1.0%)
新登録30-59歳男中無職かつ生保	0	名	0.0%	(7.7%)

年次推移(年)	'12	'13	'14	'15	2016
新登録数	191	160	162	154	131
人口10万対率	15.6	13.2	13.4	12.7	10.9
新登録肺結核喀痰塗抹陽性数	71	56	63	63	55
人口10万対率	5.8	4.6	5.2	5.2	4.6
潜在性結核	112	60	59	65	46
人口10万対率	9.2	4.9	4.9	5.4	3.8

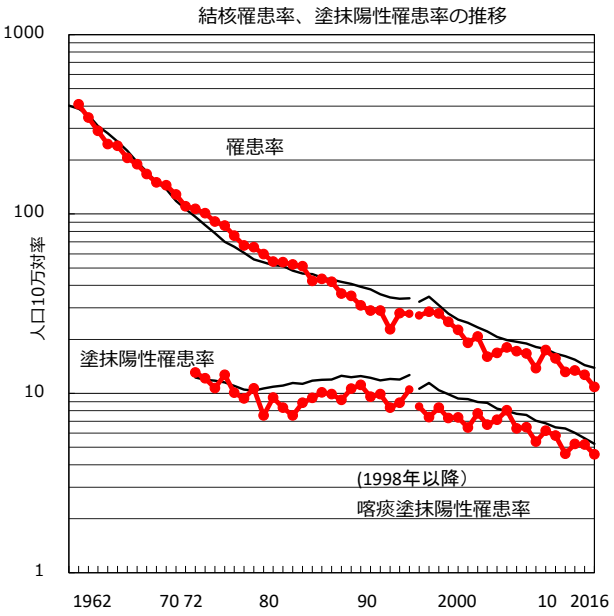

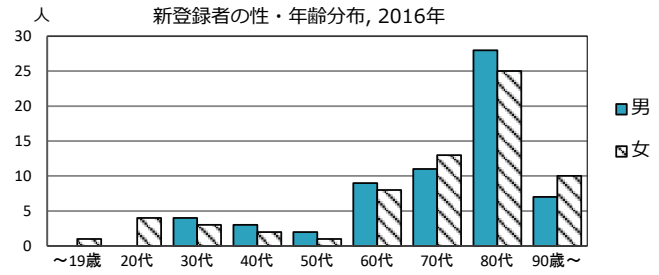

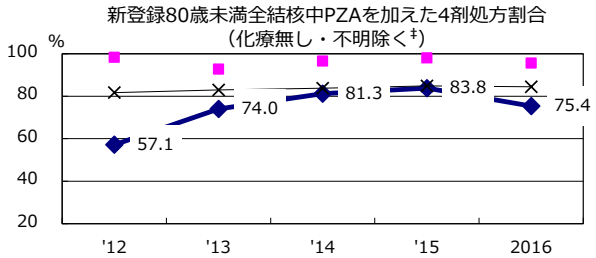

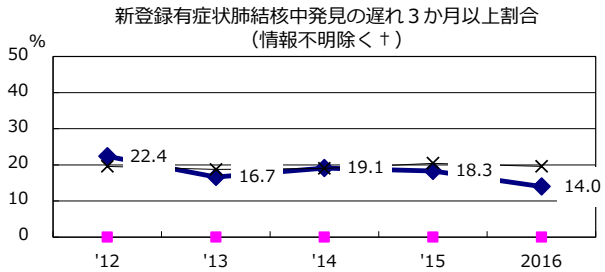

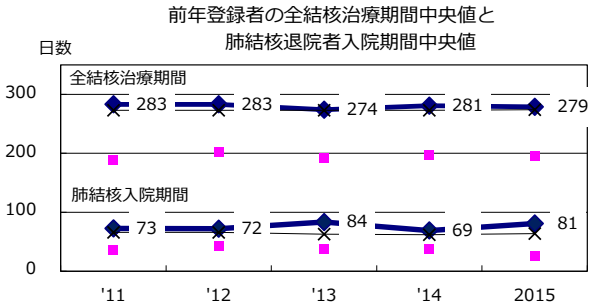

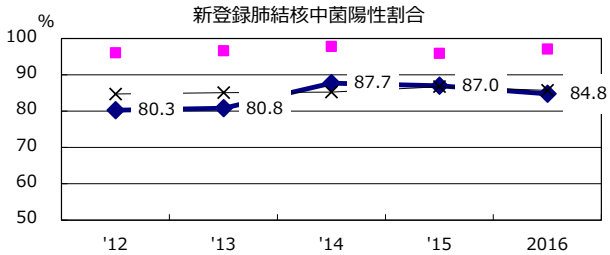

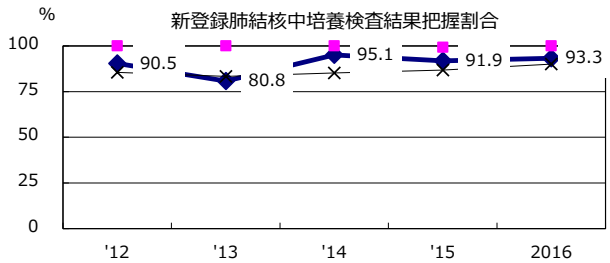

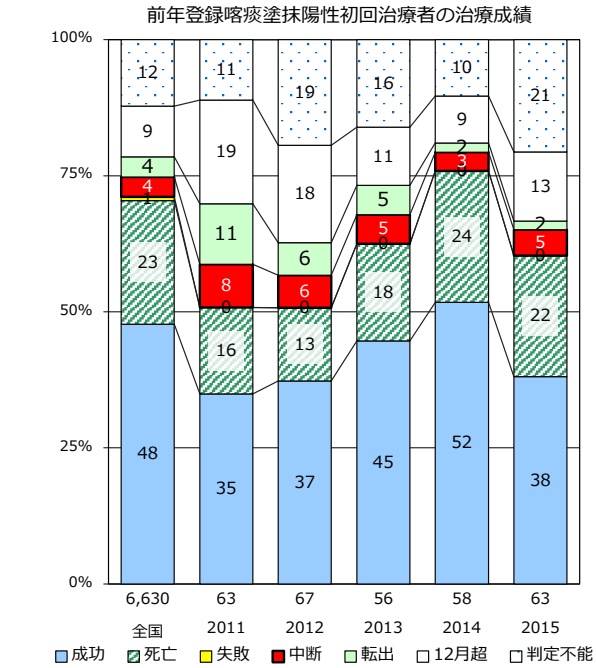

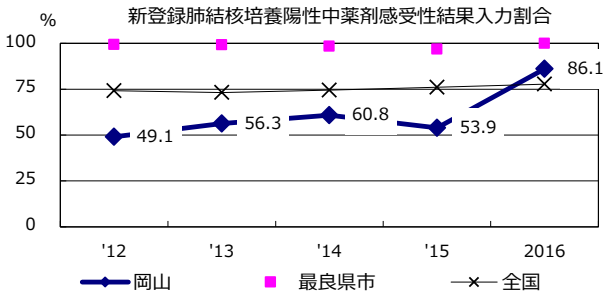

	'12	'13	'14	'15	2016
†発見の遅れ情報不明(%)	30.9	42.6	27.7	26.0	39.0

	'12	'13	'14	'15	2016
‡化療無・不明(%)	1.9	3.8	4.8	4.2	0.0

広島

2016年　疫学統計				
人口	1,640,968	人		(全国)
新登録中外国人	31	名	14.4%	(7.6%)
新登録中ホームレス経験あり	0	名	0.0%	(1.0%)
新登録30-59歳男中無職かつ生保	2	名	11.1%	(7.7%)

年次推移(年)	'12	'13	'14	'15	2016
新登録数	249	247	251	208	215
人口10万対率	15.0	14.9	15.2	12.6	13.1
新登録肺結核喀痰塗抹陽性数	106	101	84	84	82
人口10万対率	6.4	6.1	5.1	5.1	5.0
潜在性結核	105	69	73	64	95
人口10万対率	6.3	4.2	4.4	3.9	5.8

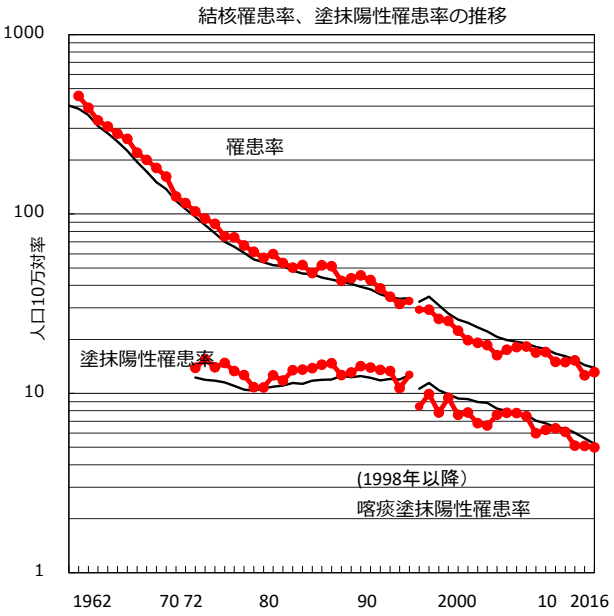

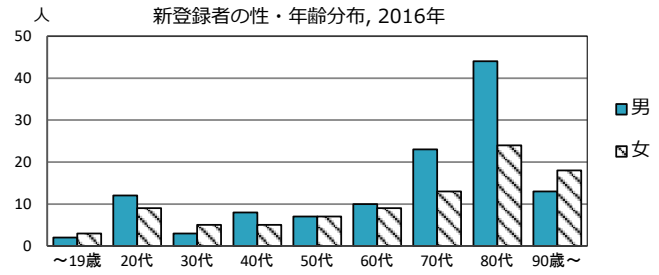

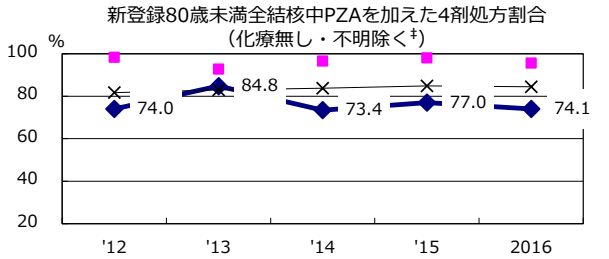

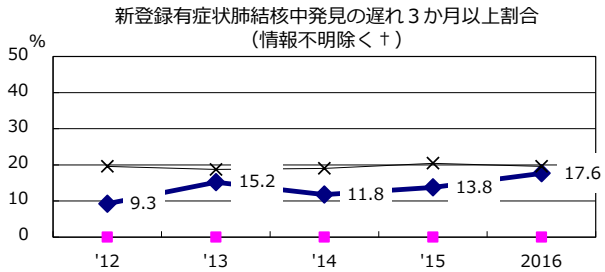

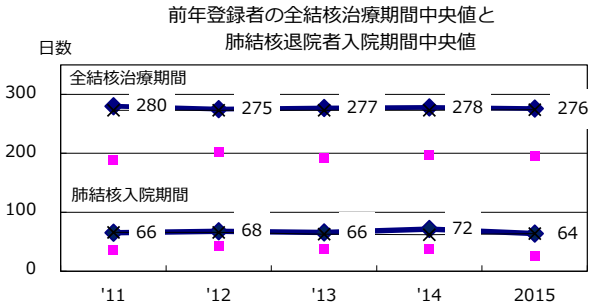

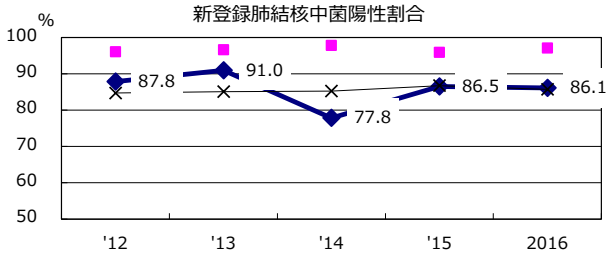

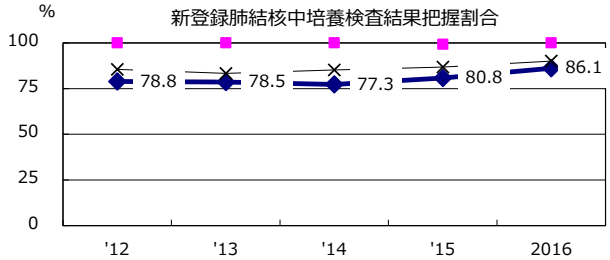

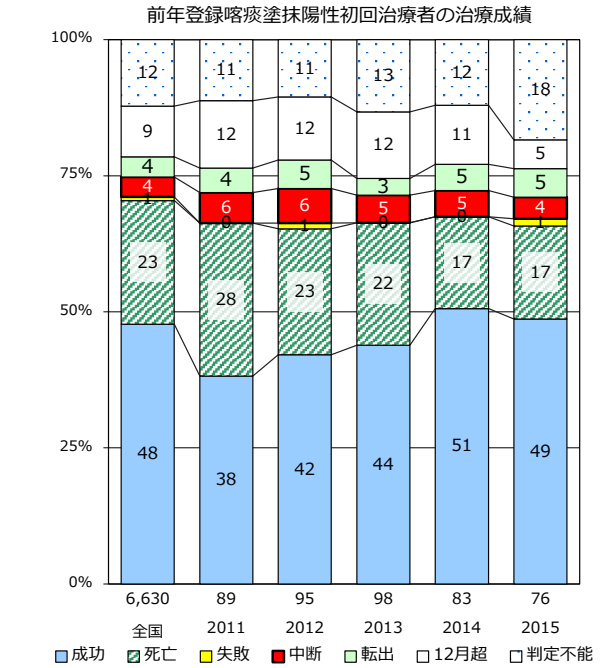

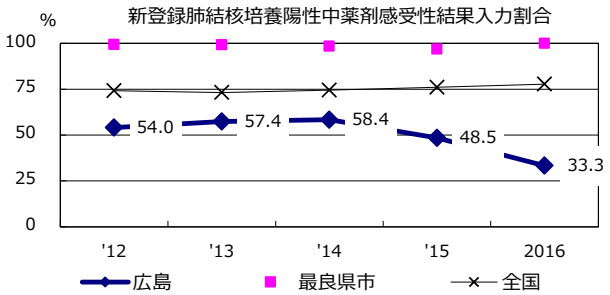

	'12	'13	'14	'15	2016
†発見の遅れ情報不明(%)	64.5	69.5	74.6	76.6	87.2

	'12	'13	'14	'15	2016
‡化療無・不明(%)	2.3	3.1	0.0	7.4	6.9

山口

2016年　疫学統計				
人口	1,394,400	人		(全国)
新登録中外国人	17	名	9.6%	(7.6%)
新登録中ホームレス経験あり	0	名	0.0%	(1.0%)
新登録30-59歳男中無職かつ生保	0	名	0.0%	(7.7%)

年次推移(年)	'12	'13	'14	'15	2016
新登録数	260	227	163	187	178
人口10万対率	18.2	16.0	11.6	13.3	12.8
新登録肺結核喀痰塗抹陽性数	98	89	68	66	45
人口10万対率	6.9	6.3	4.8	4.7	3.2
潜在性結核	103	43	78	33	61
人口10万対率	7.2	3.0	5.5	2.3	4.4

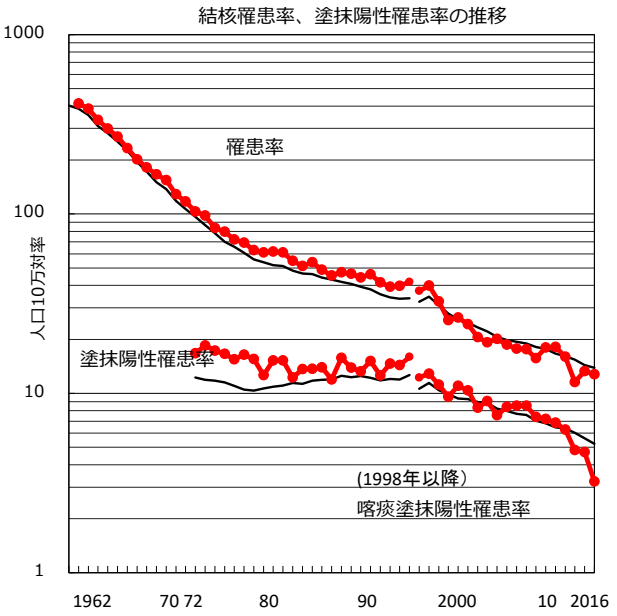

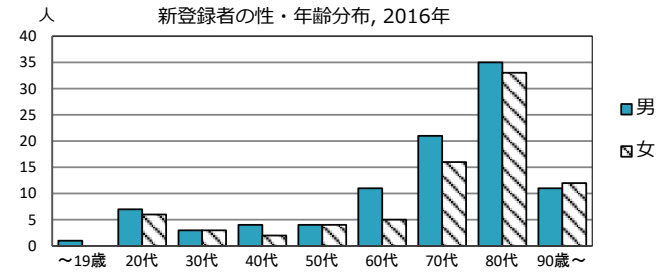

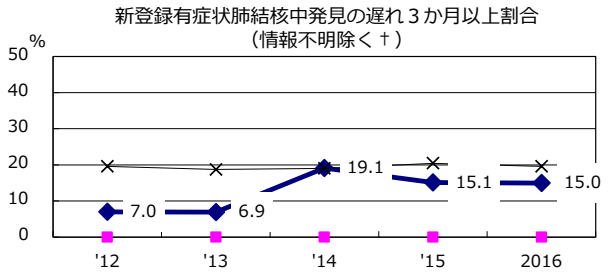

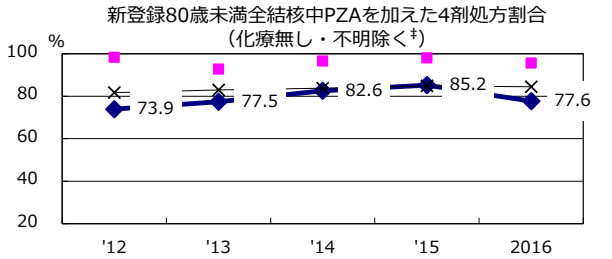

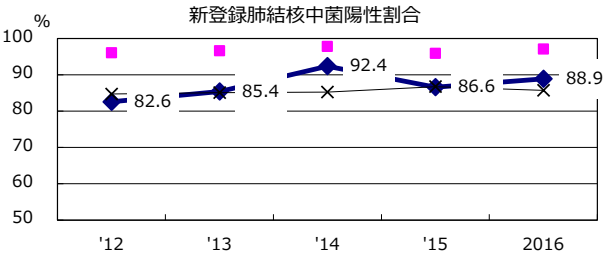

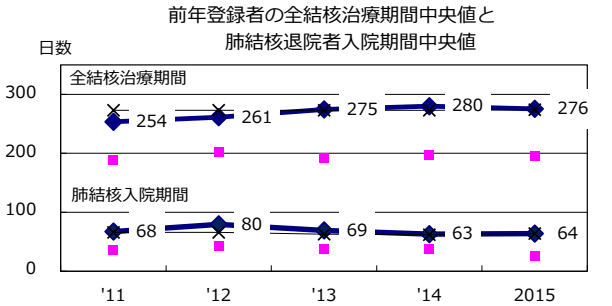

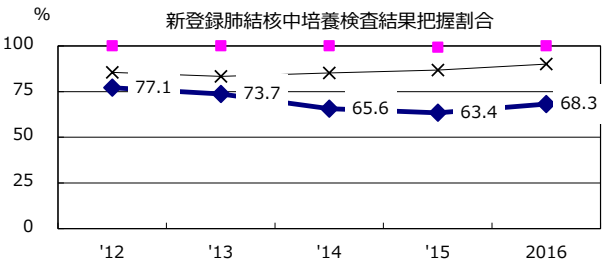

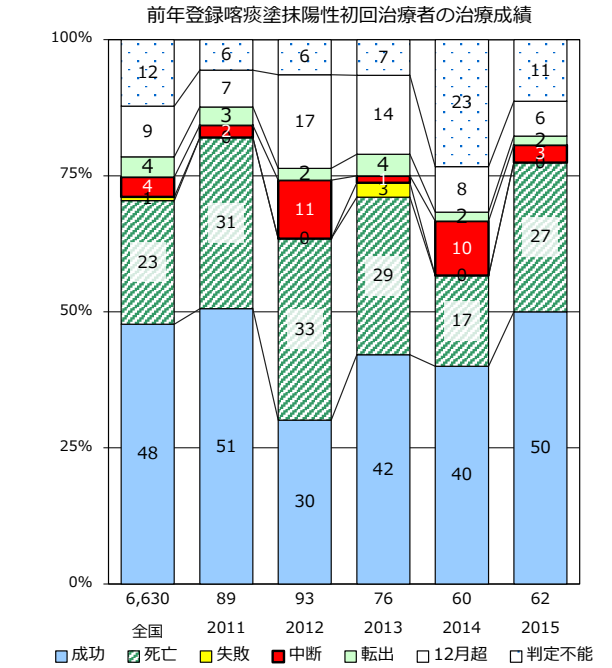

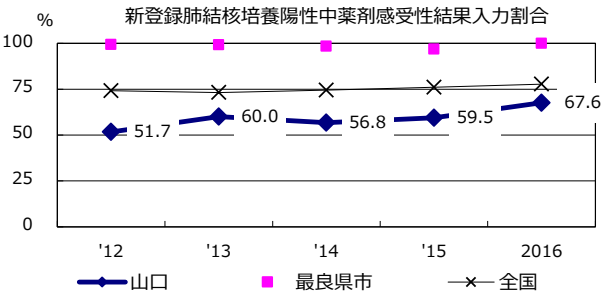

	'12	'13	'14	'15	2016
†発見の遅れ情報不明(%)	42.7	22.9	35.2	49.5	55.1

	'12	'13	'14	'15	2016
‡化療無・不明(%)	2.1	0.9	1.4	6.4	2.3

徳島

2016年　疫学統計				
人口	750,176	人		(全国)
新登録中外国人	4	名	3.3%	(7.6%)
新登録中ホームレス経験あり	0	名	0.0%	(1.0%)
新登録30-59歳男中無職かつ生保	0	名	0.0%	(7.7%)

年次推移(年)	'12	'13	'14	'15	2016
新登録数	164	131	124	106	120
人口10万対率	21.1	17.0	16.2	14.0	16.0
新登録肺結核喀痰塗抹陽性数	52	36	56	39	44
人口10万対率	6.7	4.7	7.3	5.2	5.9
潜在性結核	66	25	24	34	18
人口10万対率	8.5	3.2	3.1	4.5	2.4

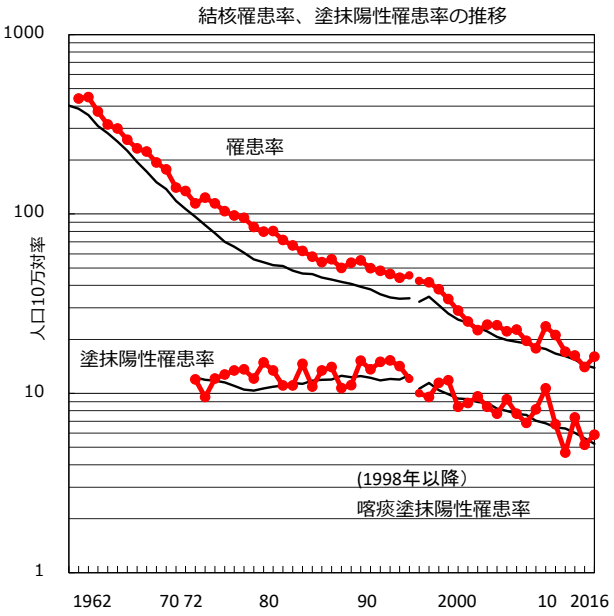

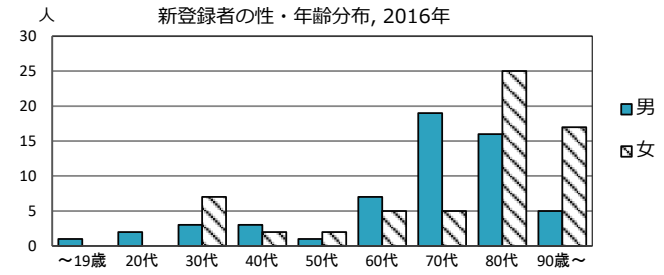

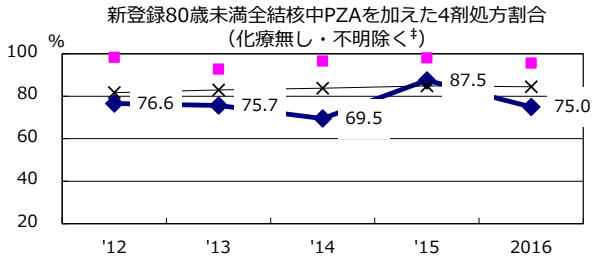

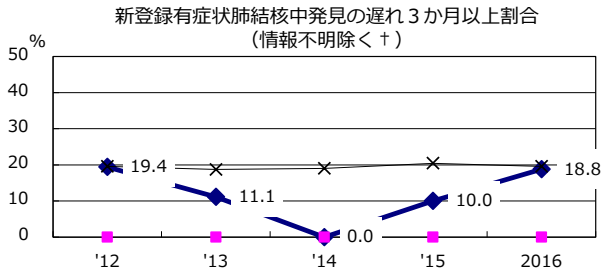

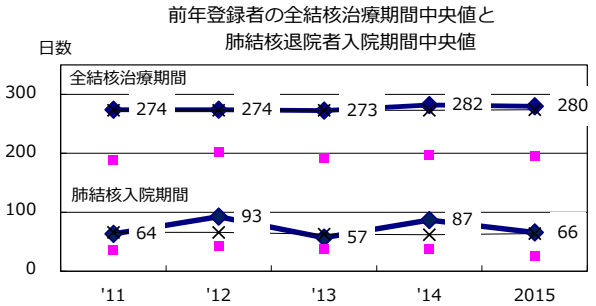

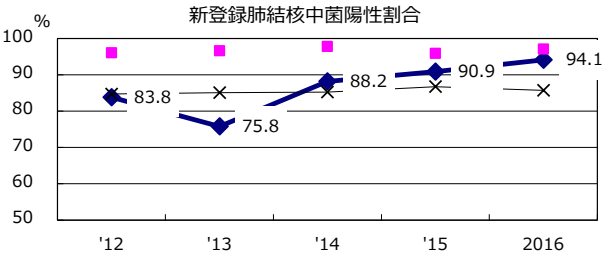

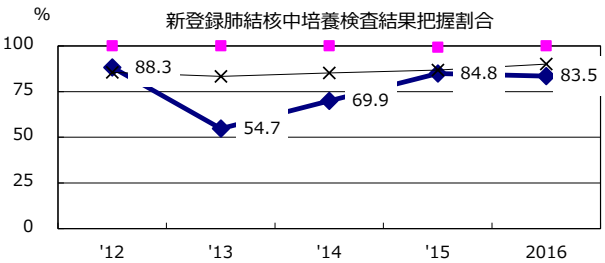

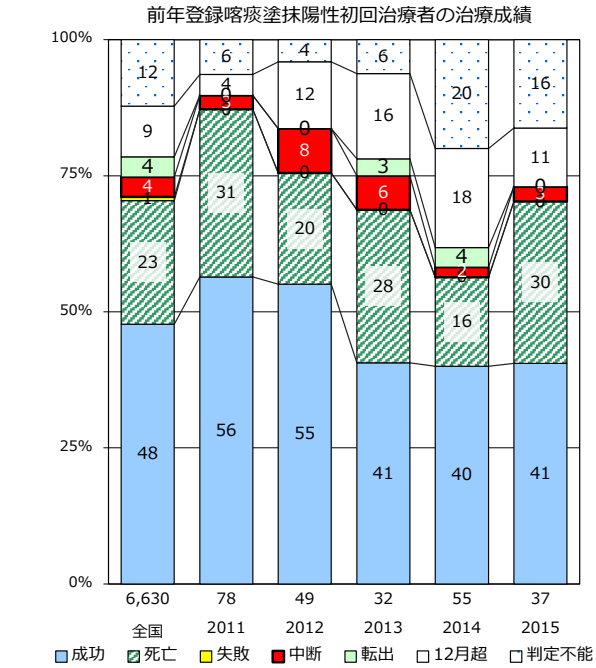

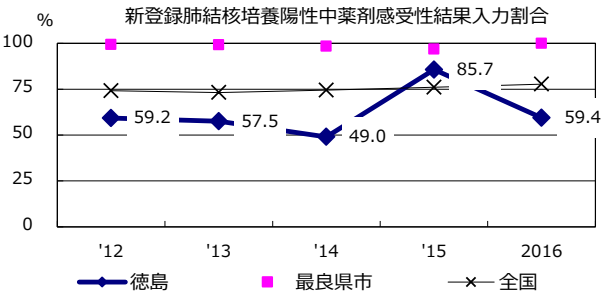

	'12	'13	'14	'15	2016
†発見の遅れ情報不明(%)	23.9	42.3	80.0	65.5	77.1

	'12	'13	'14	'15	2016
‡化療無・不明(%)	0.0	5.1	6.3	0.0	1.8

香川

2016年　疫学統計				
人口	972,113	人		(全国)
新登録中外国人	9	名	6.5%	(7.6%)
新登録中ホームレス経験あり	0	名	0.0%	(1.0%)
新登録30-59歳男中無職かつ生保	1	名	10.0%	(7.7%)

年次推移(年)	'12	'13	'14	'15	2016
新登録数	166	177	171	144	138
人口10万対率	16.8	18.0	17.4	14.7	14.2
新登録肺結核喀痰塗抹陽性数	62	66	67	51	58
人口10万対率	6.3	6.7	6.8	5.2	6.0
潜在性結核	37	30	27	44	25
人口10万対率	3.7	3.0	2.8	4.5	2.6

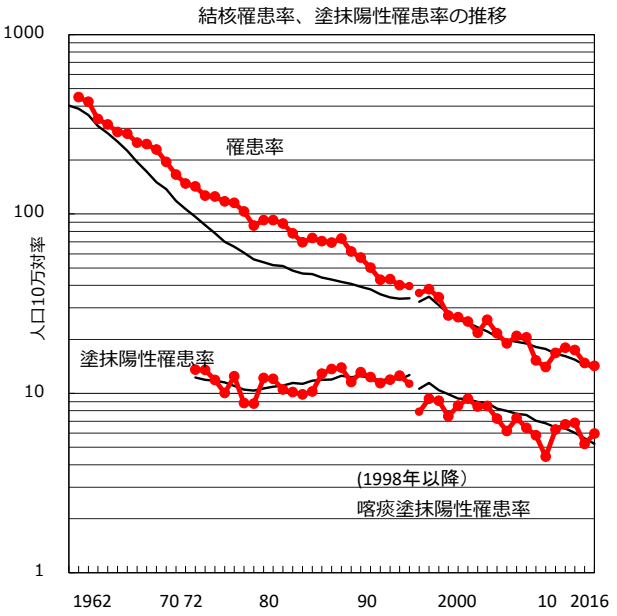

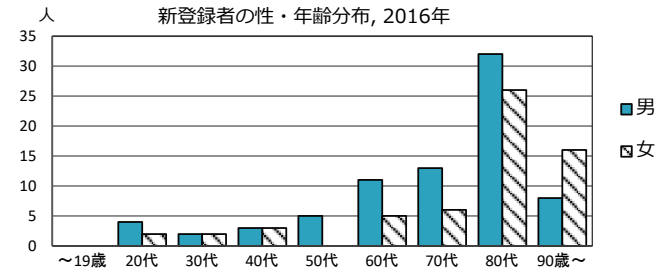

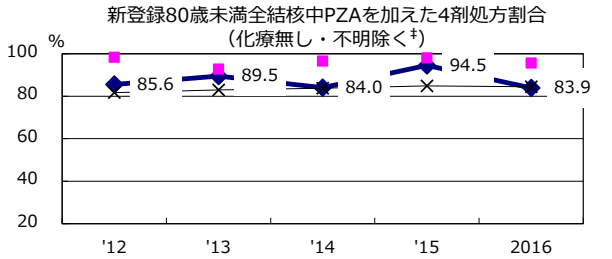

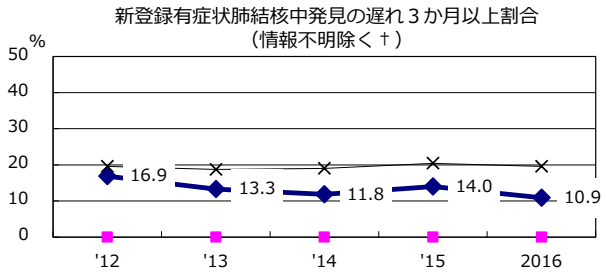

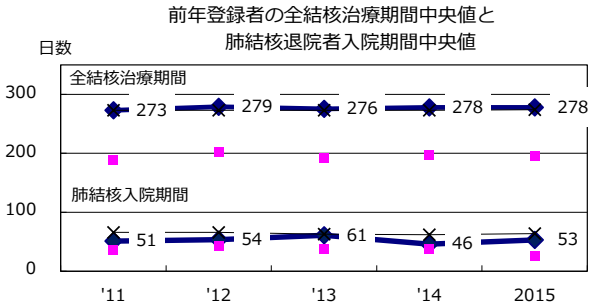

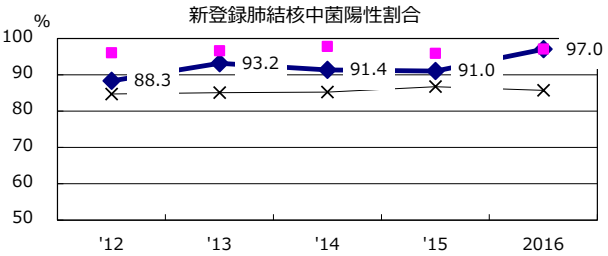

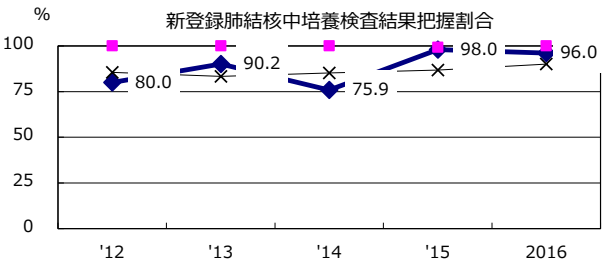

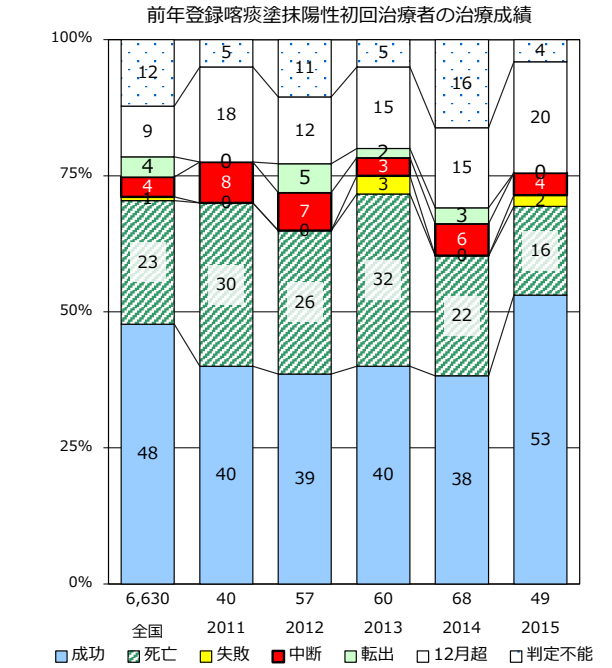

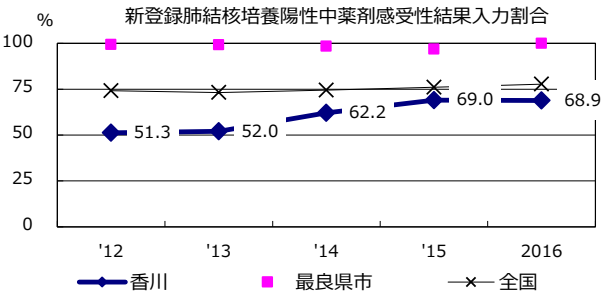

	'12	'13	'14	'15	2016
†発見の遅れ情報不明(%)	17.2	6.7	17.4	35.1	32.9

	'12	'13	'14	'15	2016
‡化療無・不明(%)	5.3	1.3	2.1	3.9	0.0

愛媛

2016年　疫学統計				
人口	1,374,914	人		(全国)
新登録中外国人	8	名	6.0%	(7.6%)
新登録中ホームレス経験あり	0	名	0.0%	(1.0%)
新登録30-59歳男中無職かつ生保	0	名	0.0%	(7.7%)

年次推移(年)	'12	'13	'14	'15	2016
新登録数	189	171	188	167	133
人口10万対率	13.4	12.2	13.5	12.1	9.7
新登録肺結核喀痰塗抹陽性数	77	64	69	63	44
人口10万対率	5.4	4.6	4.9	4.5	3.2
潜在性結核	23	35	46	42	58
人口10万対率	1.6	2.5	3.3	3.0	4.2

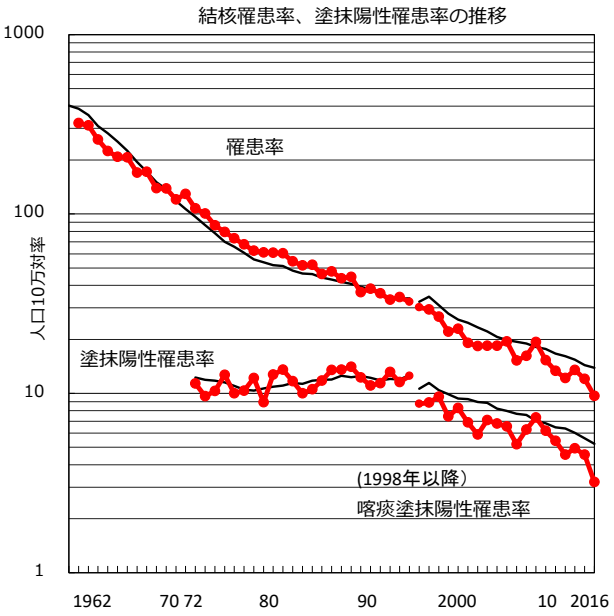

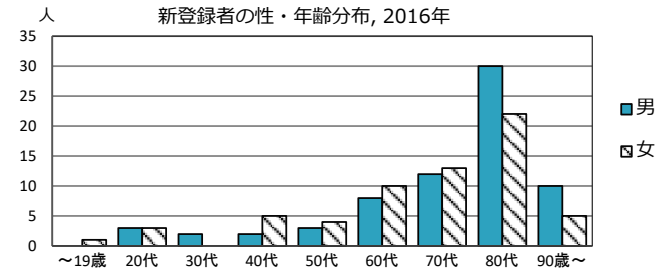

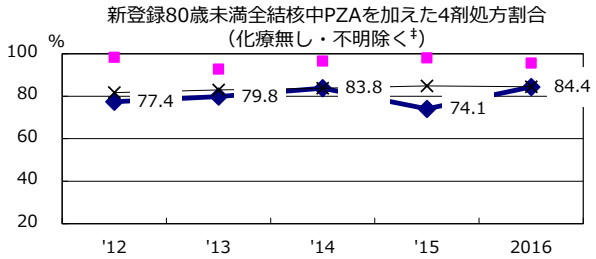

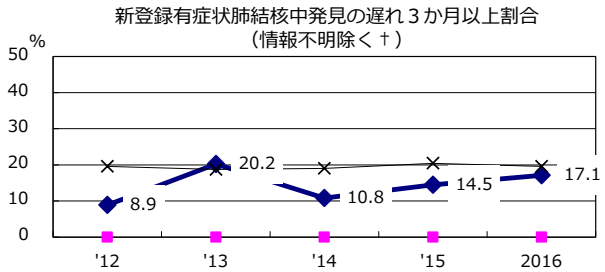

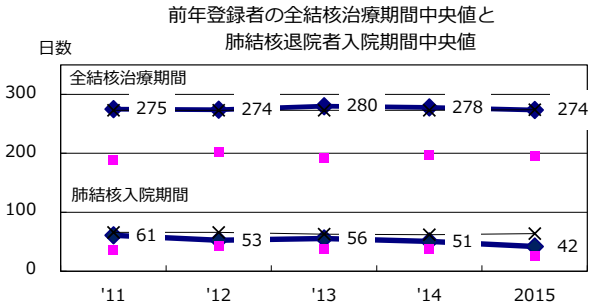

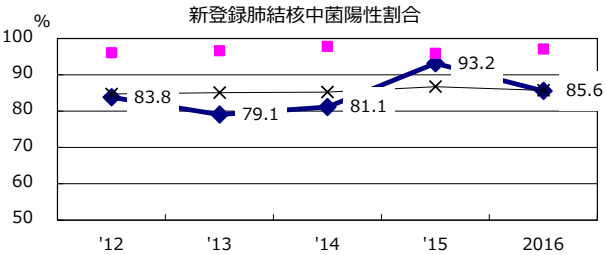

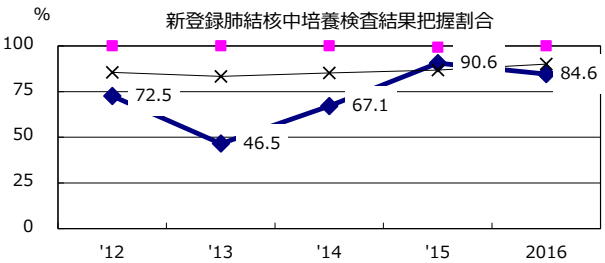

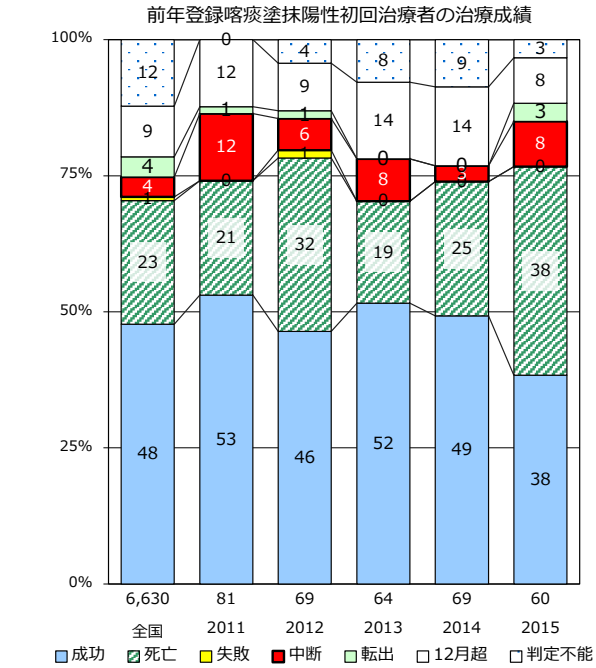

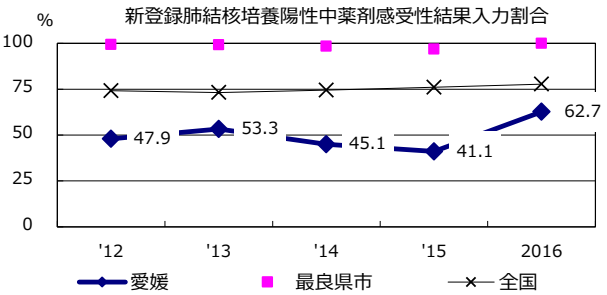

	'12	'13	'14	'15	2016
†発見の遅れ情報不明(%)	16.7	11.9	21.7	16.5	12.5

	'12	'13	'14	'15	2016
‡化療無・不明(%)	1.9	1.0	2.0	2.4	3.0

高知

2016年　疫学統計				
人口	720,972	人		(全国)
新登録中外国人	1	名	1.1%	(7.6%)
新登録中ホームレス経験あり	2	名	2.2%	(1.0%)
新登録30-59歳男中無職かつ生保	0	名	0.0%	(7.7%)

年次推移(年)	'12	'13	'14	'15	2016
新登録数	98	109	112	108	92
人口10万対率	13.0	14.6	15.2	14.8	12.8
新登録肺結核喀痰塗抹陽性数	46	56	49	36	39
人口10万対率	6.1	7.5	6.6	4.9	5.4
潜在性結核	27	10	18	9	26
人口10万対率	3.6	1.3	2.4	1.2	3.6

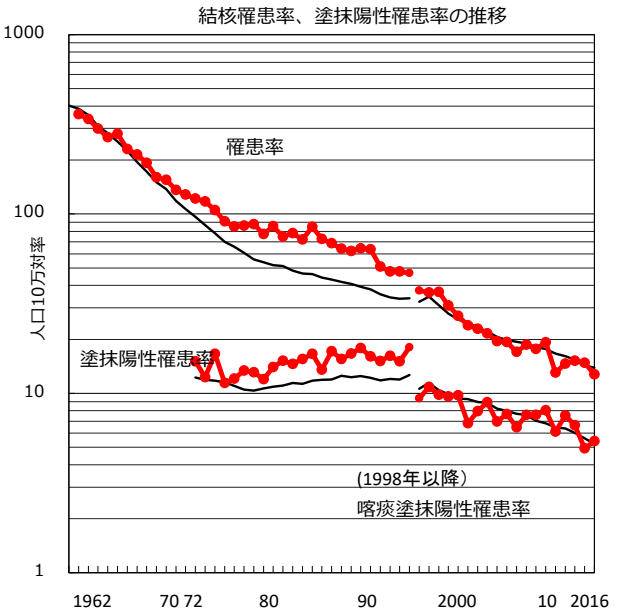

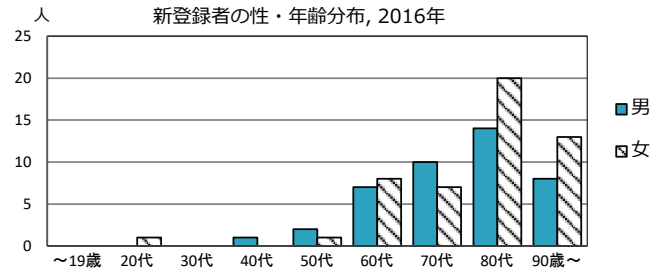

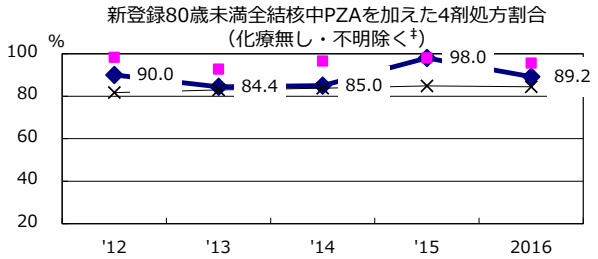

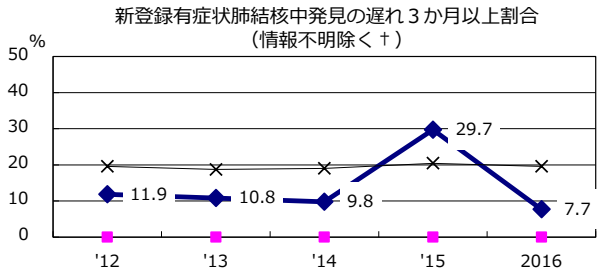

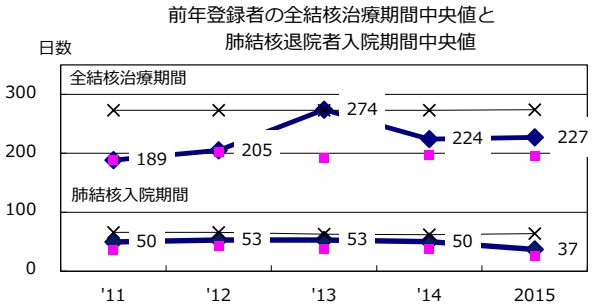

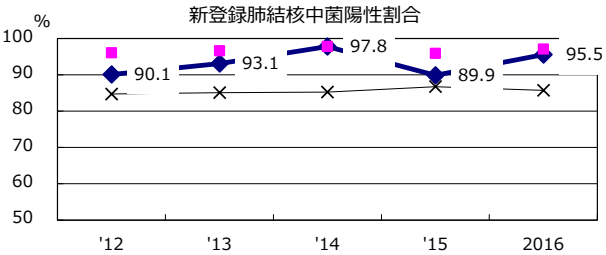

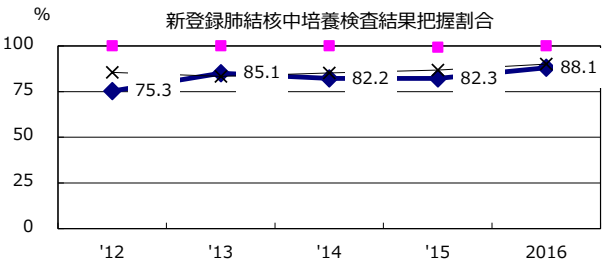

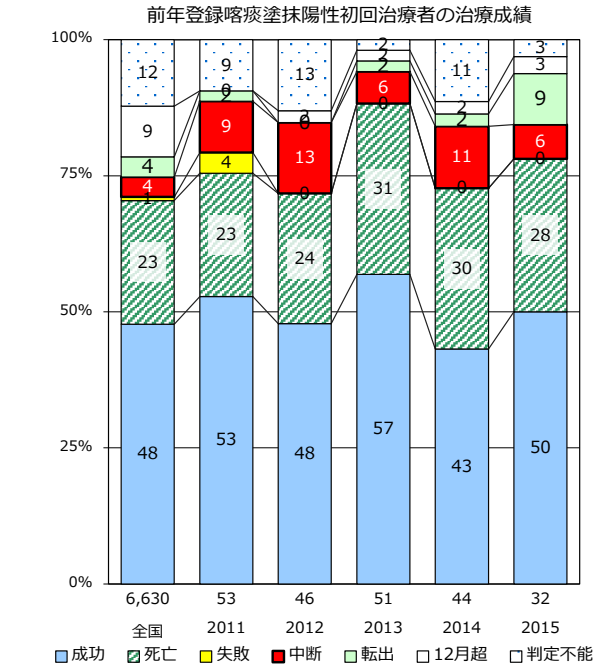

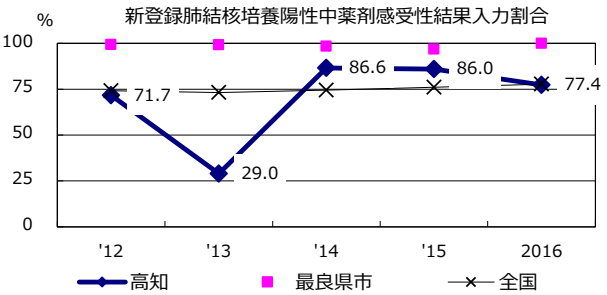

	'12	'13	'14	'15	2016
†発見の遅れ情報不明(%)	10.6	51.3	45.3	39.3	25.0

	'12	'13	'14	'15	2016
‡化療無・不明(%)	2.0	2.2	1.6	0.0	0.0

福岡

2016年　疫学統計				
人口	2,594,408	人		(全国)
新登録中外国人	16	名	4.5%	(7.6%)
新登録中ホームレス経験あり	0	名	0.0%	(1.0%)
新登録30-59歳男中無職かつ生保	1	名	3.8%	(7.7%)

年次推移(年)	'12	'13	'14	'15	2016
新登録数	424	397	373	369	355
人口10万対率	16.2	15.2	14.3	14.2	13.7
新登録肺結核喀痰塗抹陽性数	147	139	140	133	110
人口10万対率	5.6	5.3	5.4	5.1	4.2
潜在性結核	194	143	134	118	118
人口10万対率	7.4	5.5	5.1	4.5	4.5

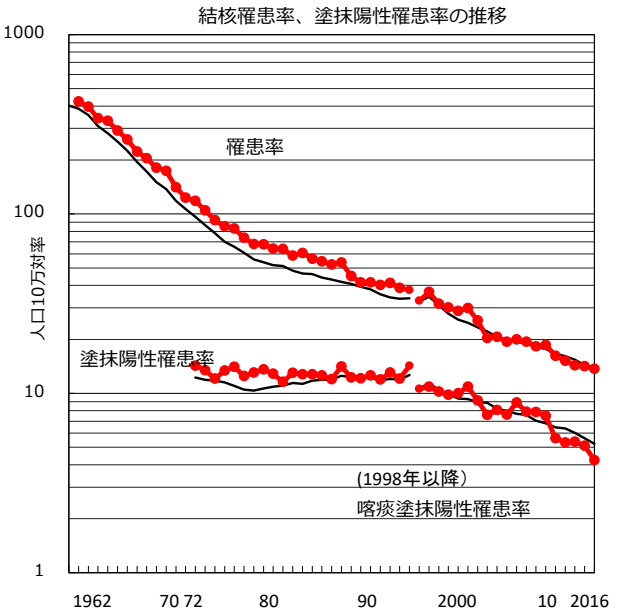

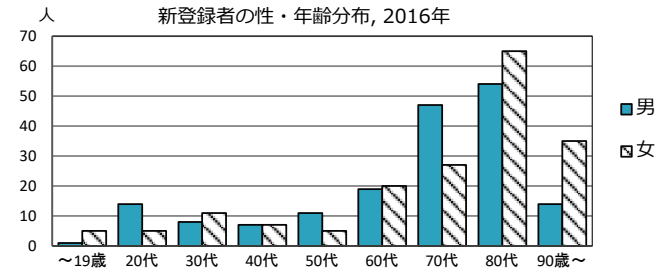

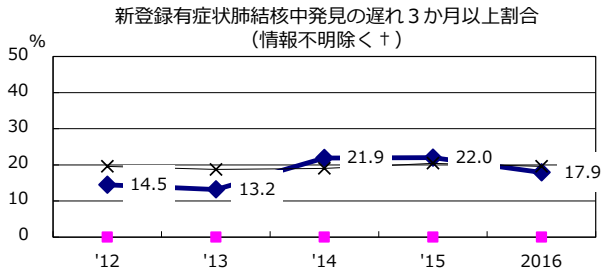

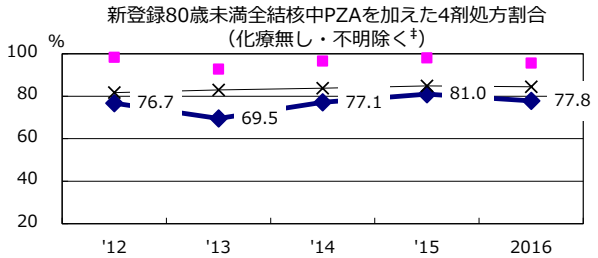

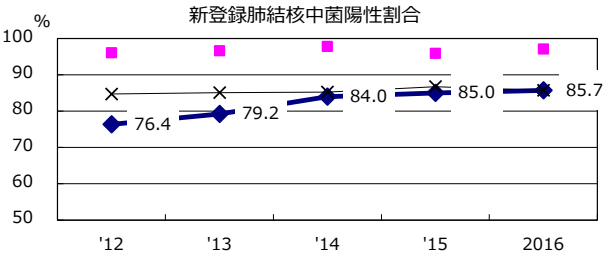

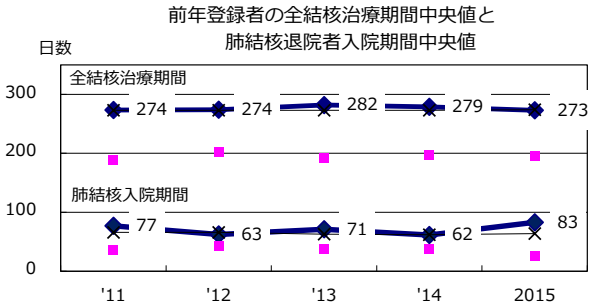

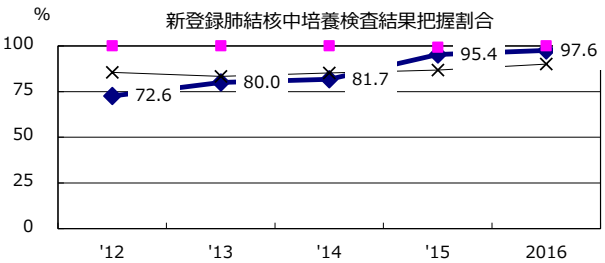

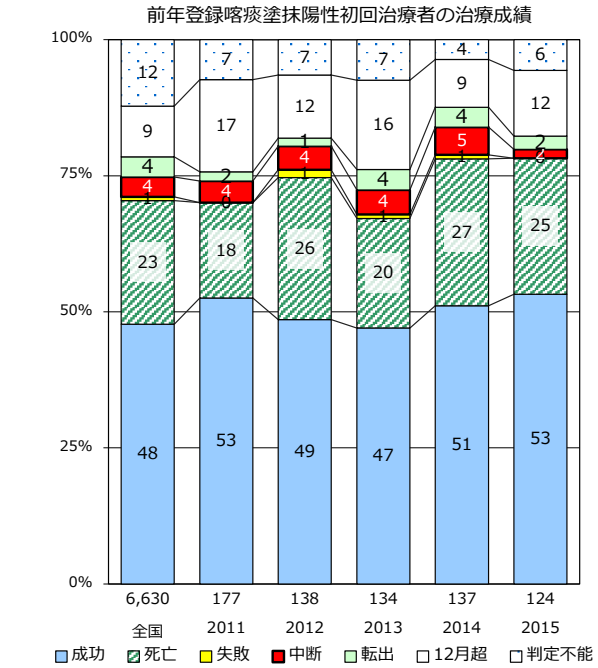

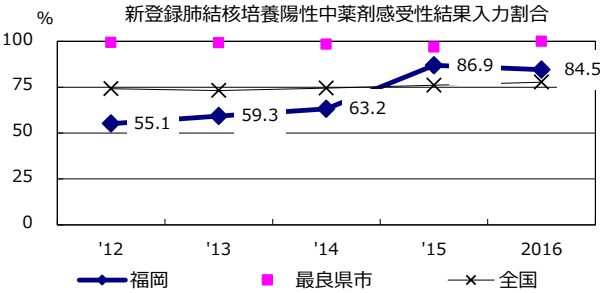

	'12	'13	'14	'15	2016
†発見の遅れ情報不明(%)	20.1	30.3	41.8	13.6	3.1

	'12	'13	'14	'15	2016
‡化療無・不明(%)	1.9	1.3	1.5	2.9	1.1

佐賀

2016年　疫学統計				
人口	828,369	人		(全国)
新登録中外国人	4	名	3.8%	(7.6%)
新登録中ホームレス経験あり	0	名	0.0%	(1.0%)
新登録30-59歳男中無職かつ生保	0	名	0.0%	(7.7%)

年次推移(年)	'12	'13	'14	'15	2016
新登録数	143	149	127	135	106
人口10万対率	17.0	17.7	15.2	16.2	12.8
新登録肺結核喀痰塗抹陽性数	62	64	53	65	49
人口10万対率	7.4	7.6	6.3	7.8	5.9
潜在性結核	35	44	39	38	46
人口10万対率	4.1	5.2	4.7	4.6	5.6

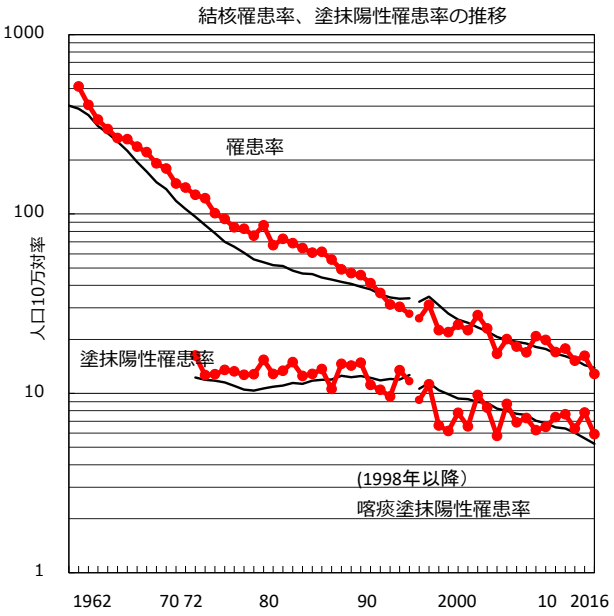

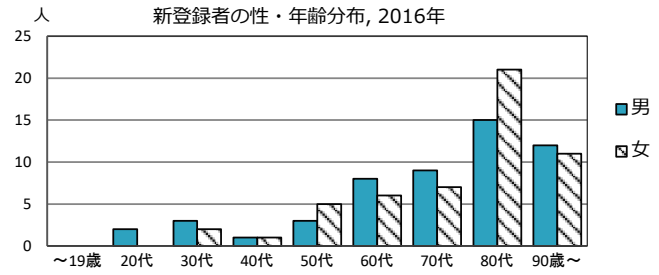

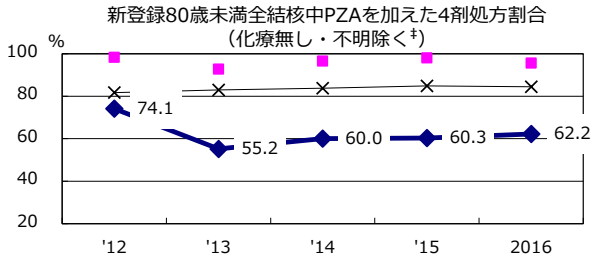

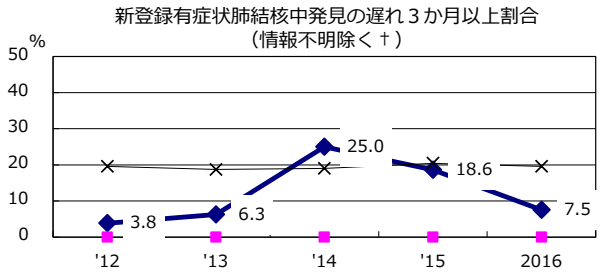

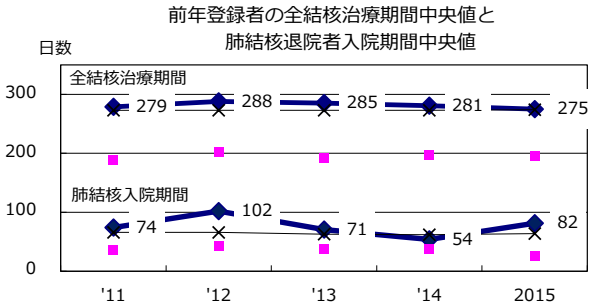

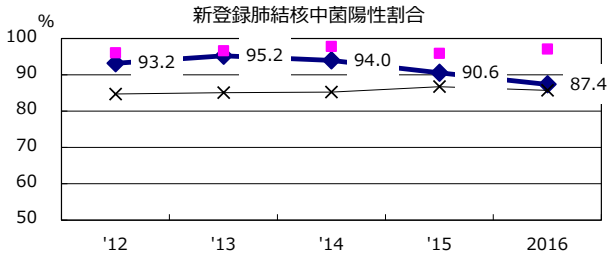

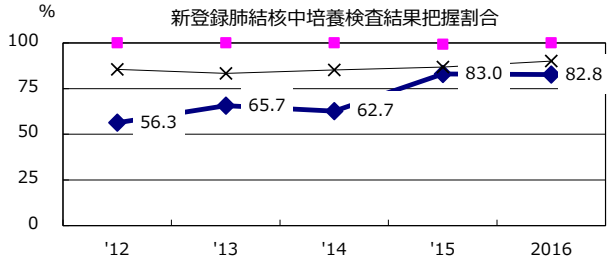

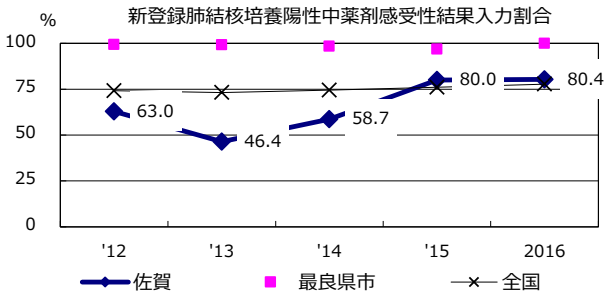

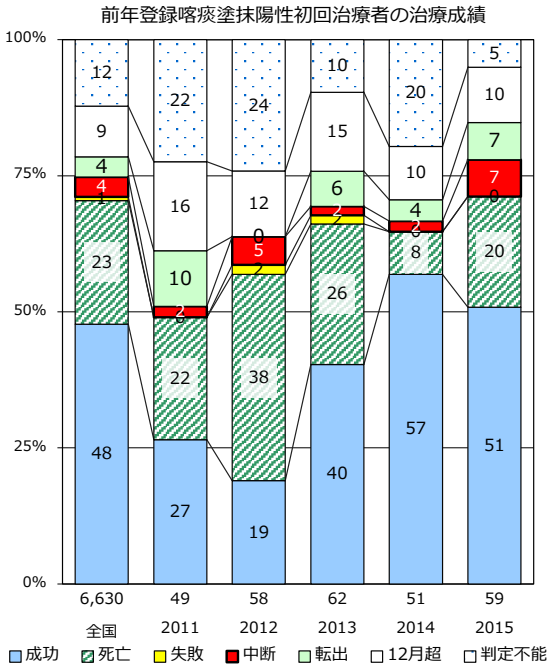

	'12	'13	'14	'15	2016
†発見の遅れ情報不明(%)	66.2	57.3	51.7	50.6	27.4

	'12	'13	'14	'15	2016
‡化療無・不明(%)	7.9	9.5	7.1	0.0	4.3

長崎

2016年　疫学統計				
人口	1,366,792	人		(全国)
新登録中外国人	8	名	3.7%	(7.6%)
新登録中ホームレス経験あり	1	名	0.5%	(1.0%)
新登録30-59歳男中無職かつ生保	2	名	16.7%	(7.7%)

年次推移(年)	'12	'13	'14	'15	2016
新登録数	286	278	307	217	218
人口10万対率	20.3	19.9	22.1	15.7	15.9
新登録肺結核喀痰塗抹陽性数	103	106	99	78	79
人口10万対率	7.3	7.6	7.1	5.7	5.8
潜在性結核	73	102	146	52	50
人口10万対率	5.2	7.3	10.5	3.8	3.7

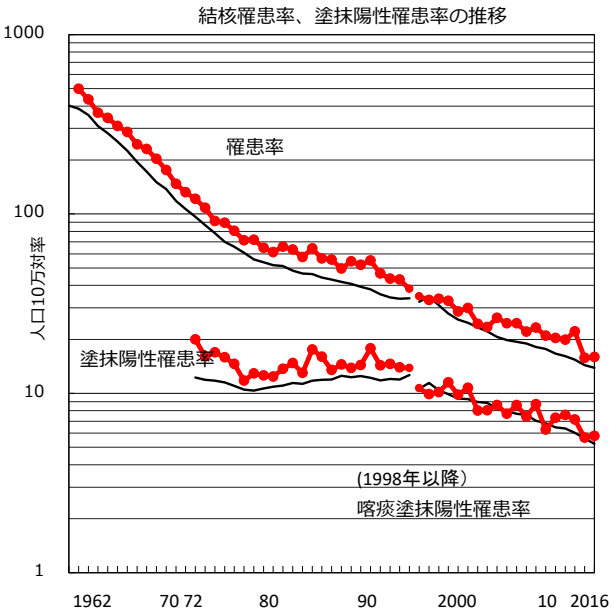

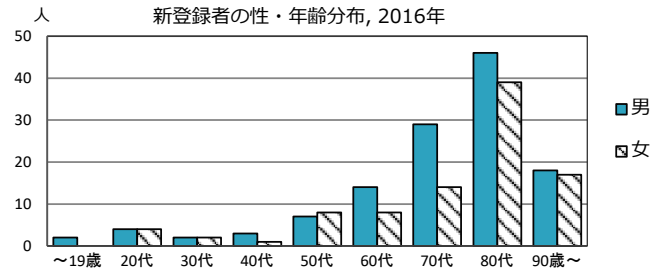

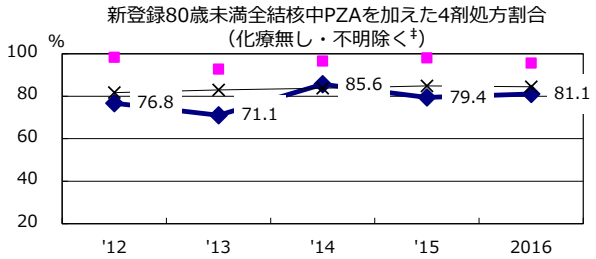

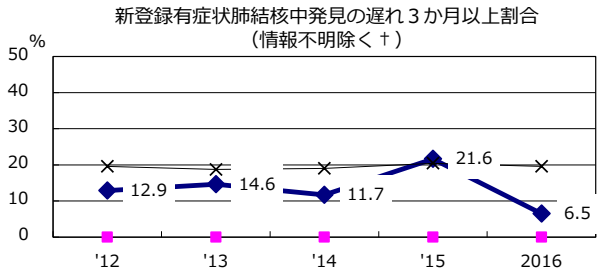

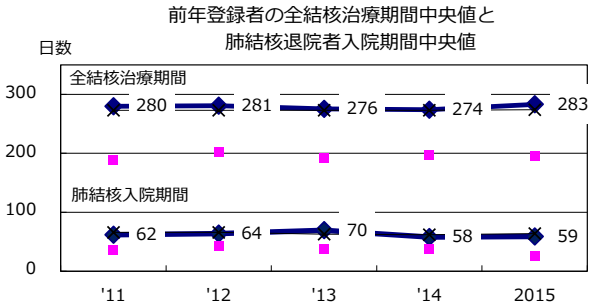

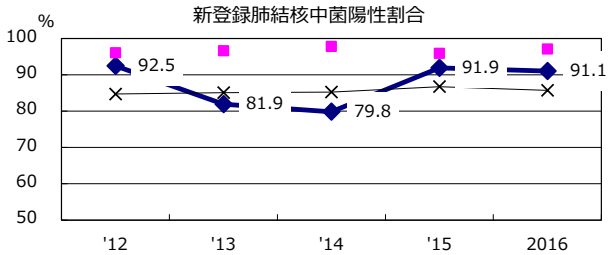

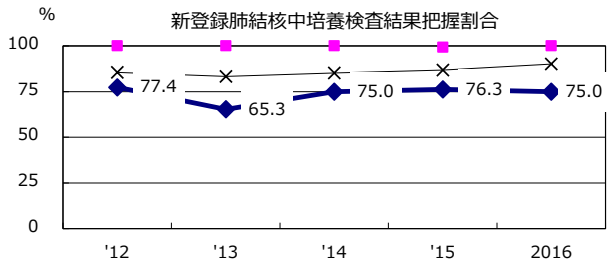

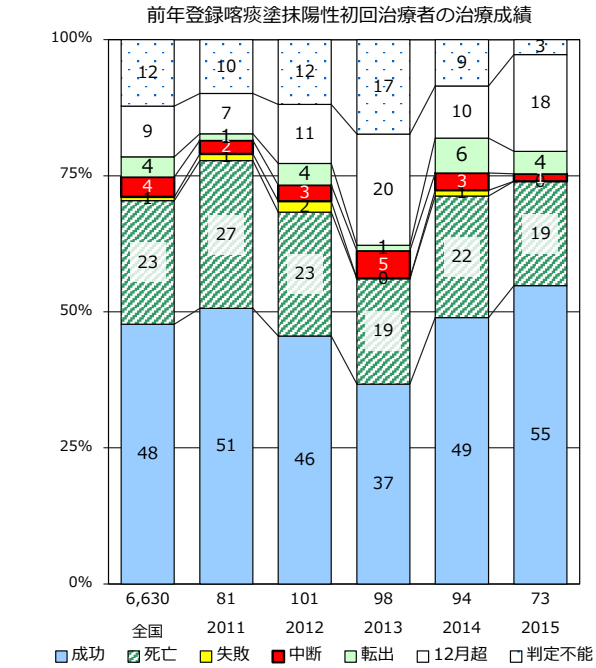

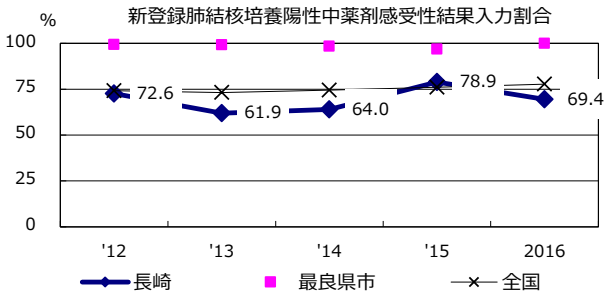

	'12	'13	'14	'15	2016
†発見の遅れ情報不明(%)	42.9	51.5	52.5	44.4	35.7

	'12	'13	'14	'15	2016
‡化療無・不明(%)	0.0	2.6	0.6	1.8	3.1

熊本

2016年　疫学統計				
人口	1,034,573	人		(全国)
新登録中外国人	9	名	6.1%	(7.6%)
新登録中ホームレス経験あり	1	名	0.7%	(1.0%)
新登録30-59歳男中無職かつ生保	1	名	11.1%	(7.7%)

年次推移(年)	'12	'13	'14	'15	2016
新登録数	174	181	183	157	147
人口10万対率	16.3	17.1	17.4	15.0	14.2
新登録肺結核喀痰塗抹陽性数	71	64	65	67	69
人口10万対率	6.6	6.0	6.2	6.4	6.7
潜在性結核	103	43	58	47	33
人口10万対率	9.6	4.1	5.5	4.5	3.2

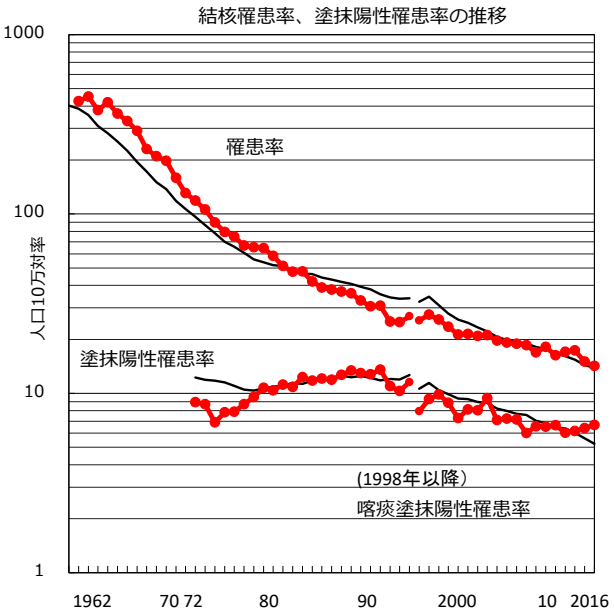

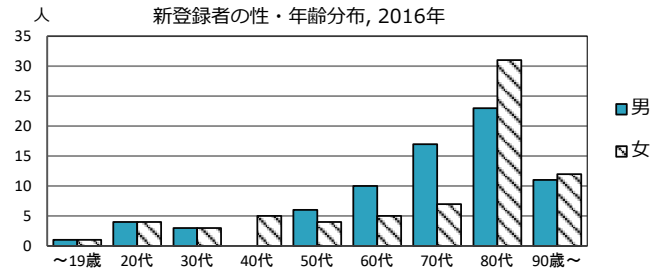

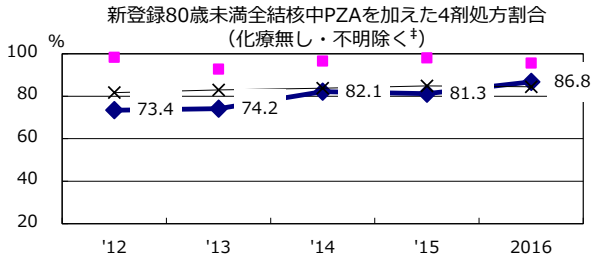

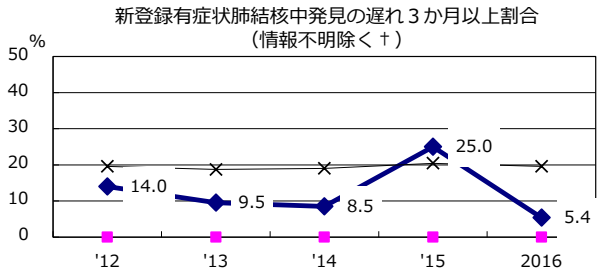

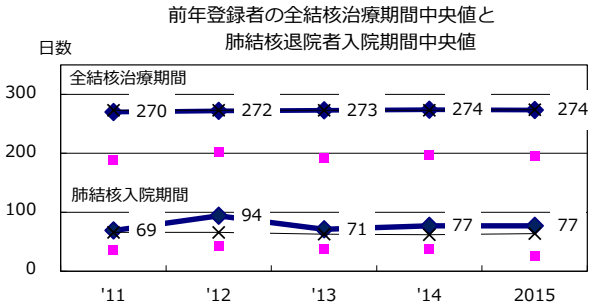

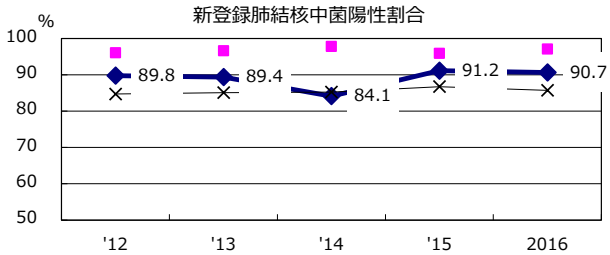

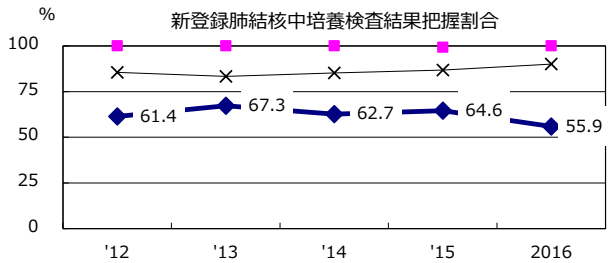

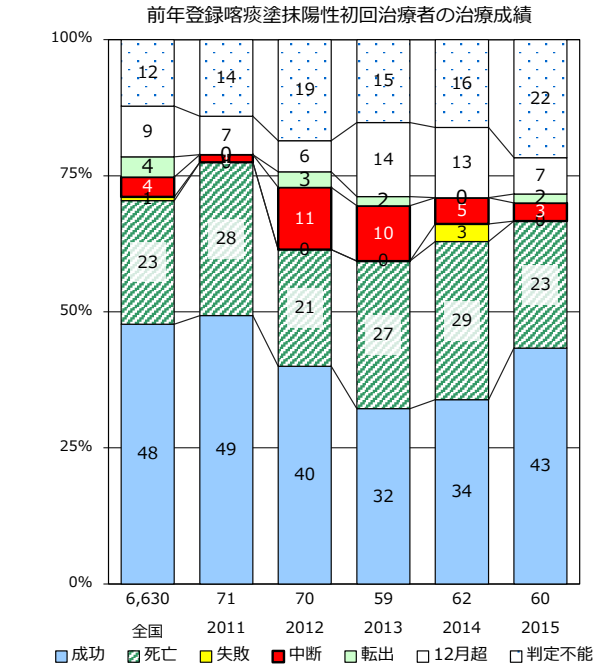

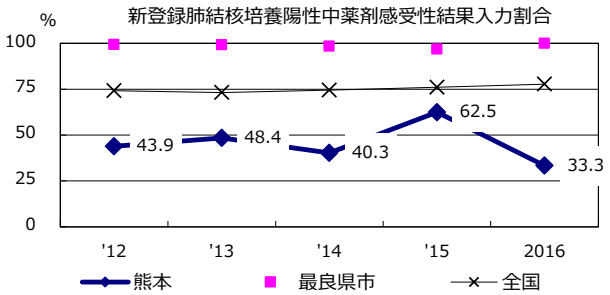

	'12	'13	'14	'15	2016
†発見の遅れ情報不明(%)	53.3	52.3	51.0	54.0	58.9

	'12	'13	'14	'15	2016
‡化療無・不明(%)	2.5	1.1	1.2	0.0	2.9

大分

2016年　疫学統計				
人口	1,159,741	人		(全国)
新登録中外国人	11	名	5.9%	(7.6%)
新登録中ホームレス経験あり	0	名	0.0%	(1.0%)
新登録30-59歳男中無職かつ生保	1	名	12.5%	(7.7%)

年次推移(年)	'12	'13	'14	'15	2016
新登録数	207	228	203	199	185
人口10万対率	17.5	19.3	17.3	17.1	16.0
新登録肺結核喀痰塗抹陽性数	88	106	86	100	88
人口10万対率	7.4	9.0	7.3	8.6	7.6
潜在性結核	92	57	49	114	113
人口10万対率	7.8	4.8	4.2	9.8	9.7

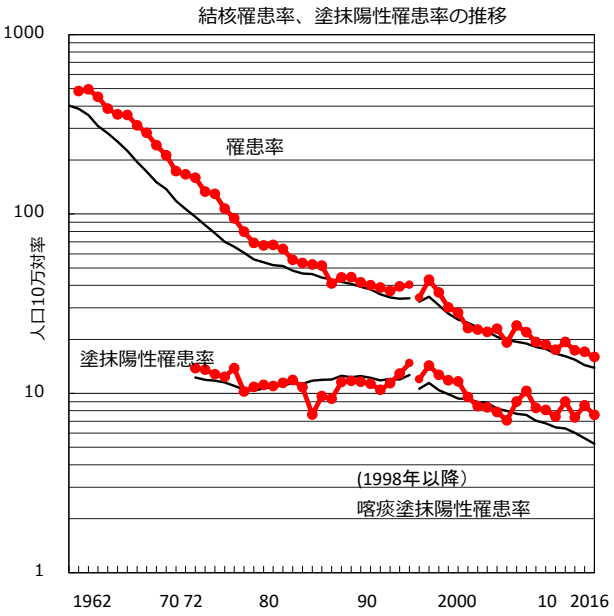

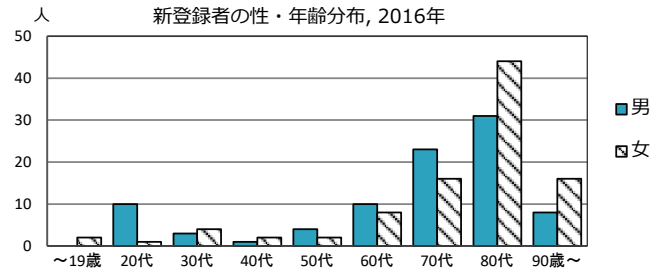

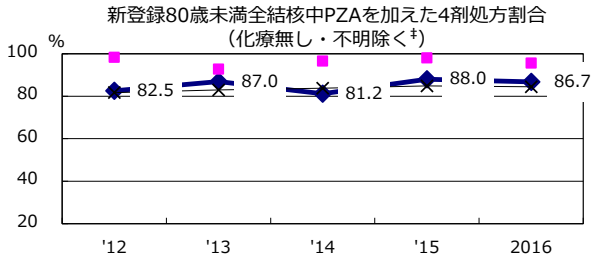

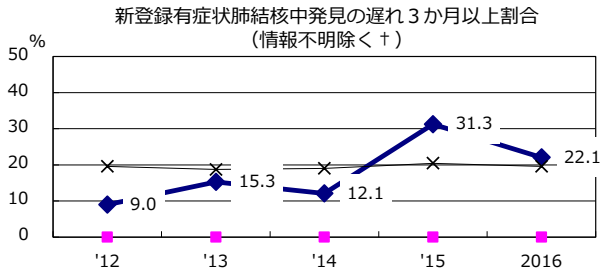

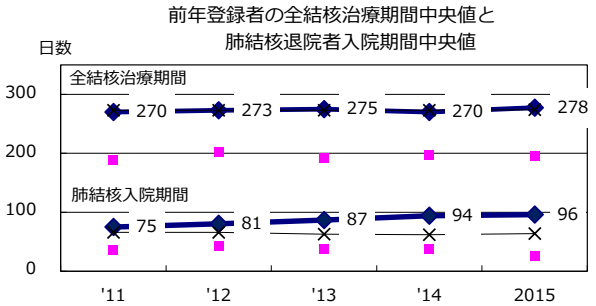

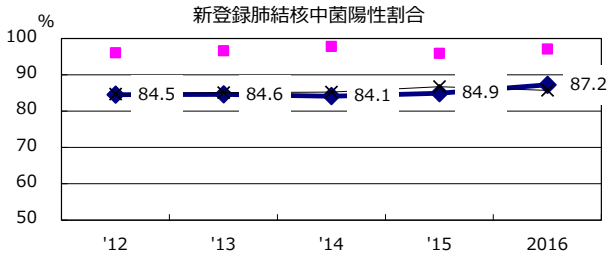

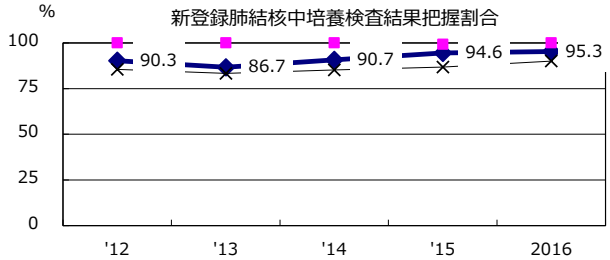

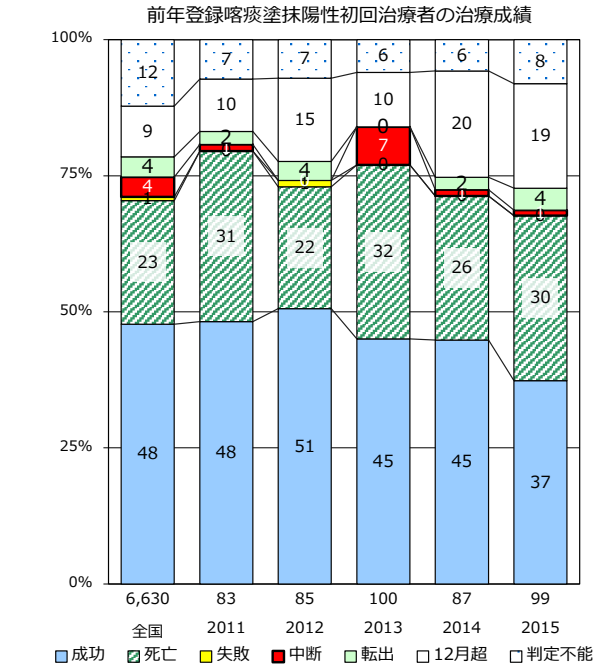

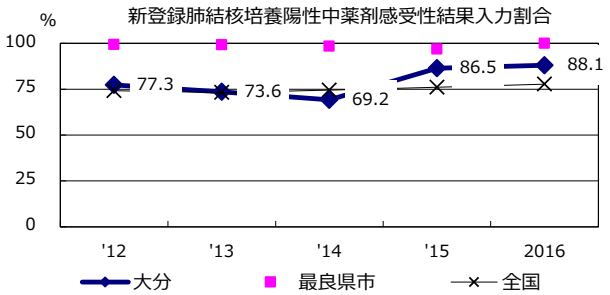

	'12	'13	'14	'15	2016
†発見の遅れ情報不明(%)	17.4	24.5	51.3	24.4	31.9

	'12	'13	'14	'15	2016
‡化療無・不明(%)	0.8	0.0	1.9	1.0	3.5

宮崎

2016年　疫学統計				
人口	1,096,171	人		(全国)
新登録中外国人	3	名	2.1%	(7.6%)
新登録中ホームレス経験あり	0	名	0.0%	(1.0%)
新登録30-59歳男中無職かつ生保	0	名	0.0%	(7.7%)

年次推移(年)	'12	'13	'14	'15	2016
新登録数	170	157	169	161	143
人口10万対率	15.1	14.0	15.2	14.6	13.0
新登録肺結核喀痰塗抹陽性数	70	81	89	87	66
人口10万対率	6.2	7.2	8.0	7.9	6.0
潜在性結核	73	65	65	41	61
人口10万対率	6.5	5.8	5.8	3.7	5.6

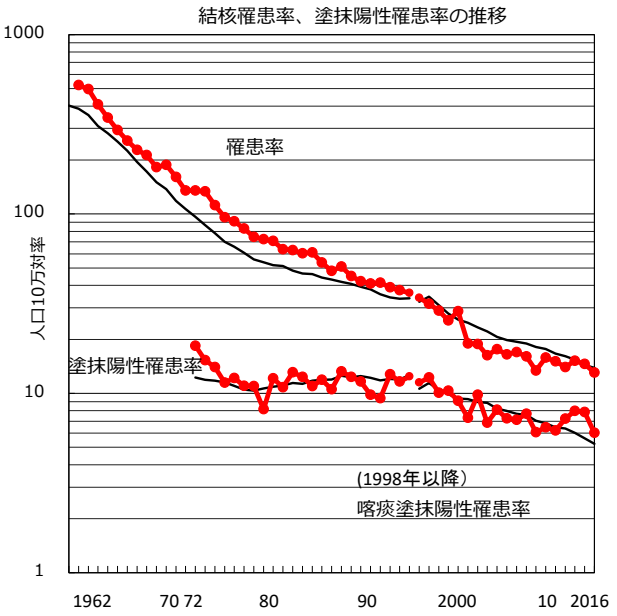

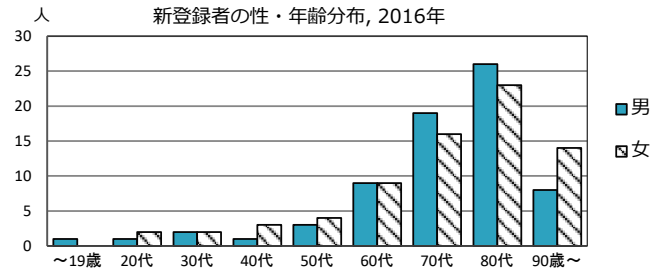

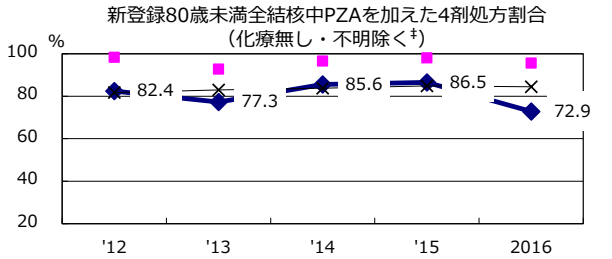

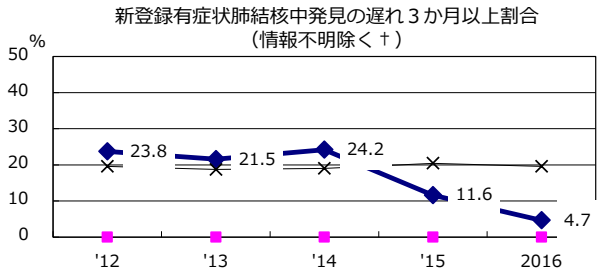

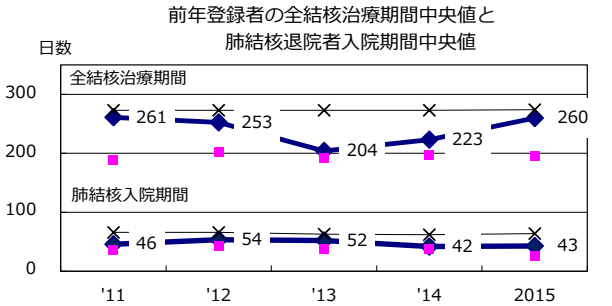

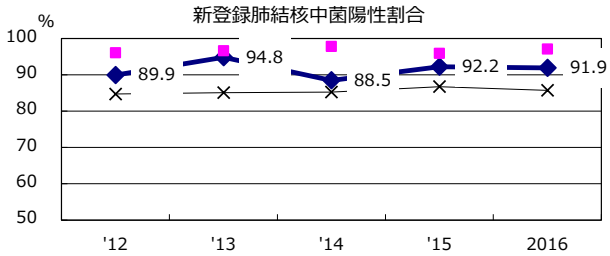

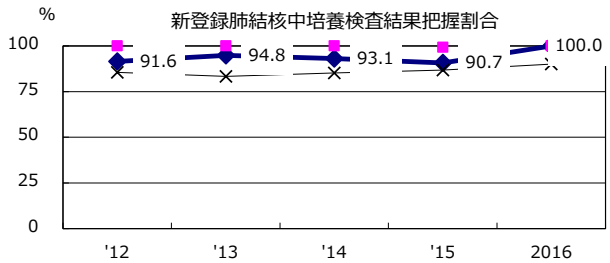

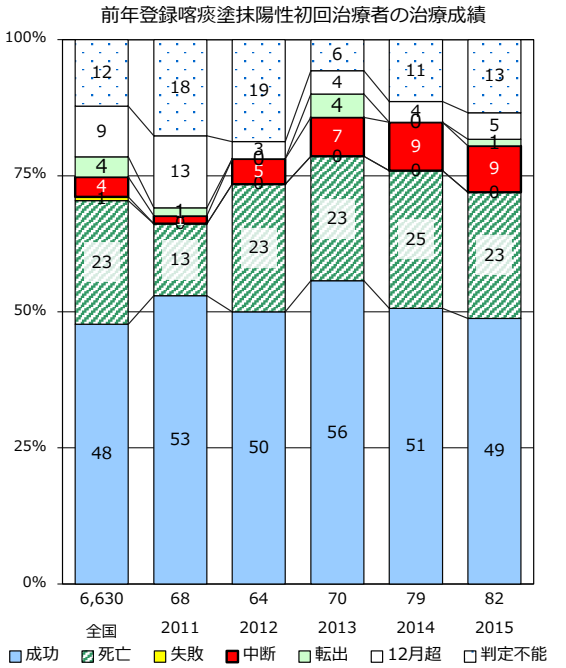

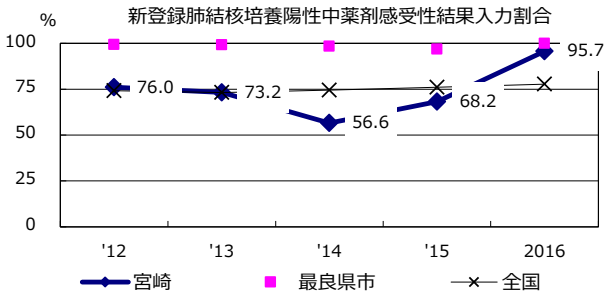

	'12	'13	'14	'15	2016
†発見の遅れ情報不明(%)	20.8	27.8	36.1	28.9	49.4

	'12	'13	'14	'15	2016
‡化療無・不明(%)	3.2	5.1	6.3	2.2	2.8

鹿児島

2016年　疫学統計				
人口	1,637,253	人		(全国)
新登録中外国人	4	名	1.6%	(7.6%)
新登録中ホームレス経験あり	0	名	0.0%	(1.0%)
新登録30-59歳男中無職かつ生保	0	名	0.0%	(7.7%)

年次推移(年)	'12	'13	'14	'15	2016
新登録数	314	261	281	257	245
人口10万対率	18.6	15.5	16.8	15.6	15.0
新登録肺結核喀痰塗抹陽性数	93	96	117	99	94
人口10万対率	5.5	5.7	7.0	6.0	5.7
潜在性結核	48	48	63	68	77
人口10万対率	2.8	2.9	3.8	4.1	4.7

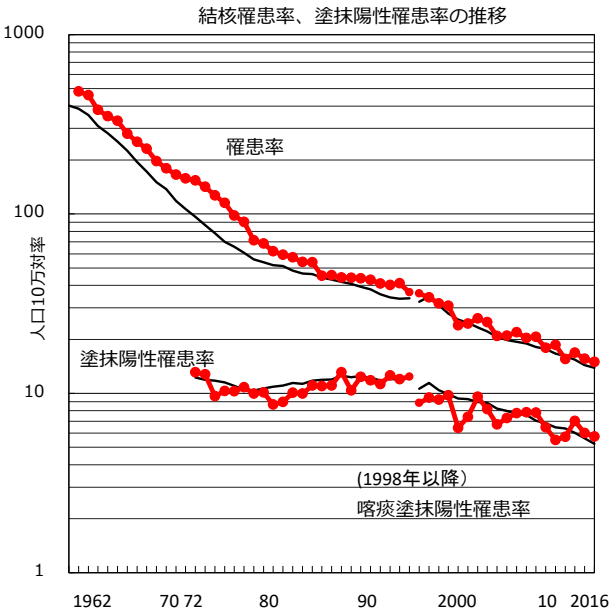

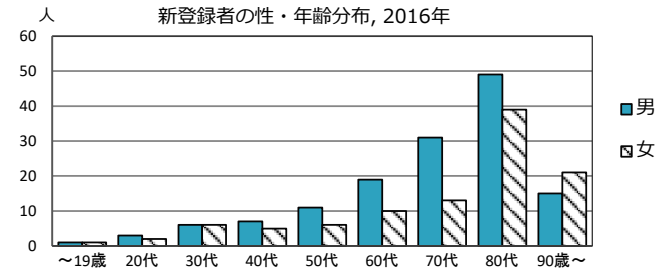

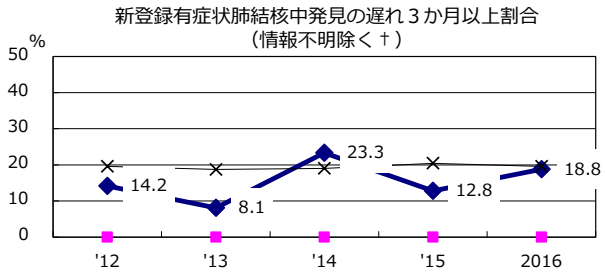

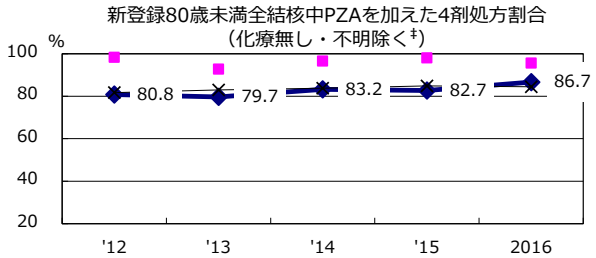

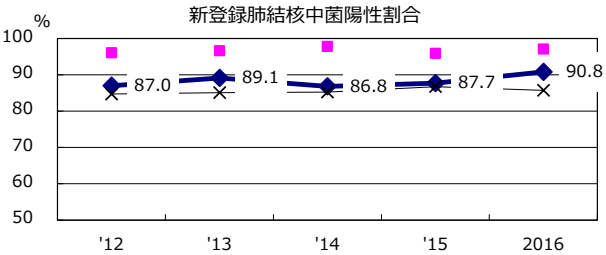

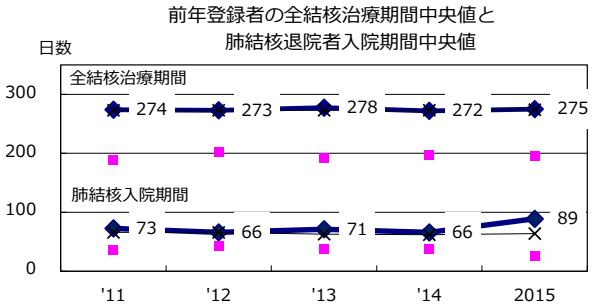

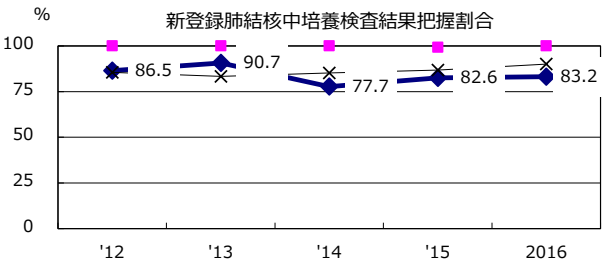

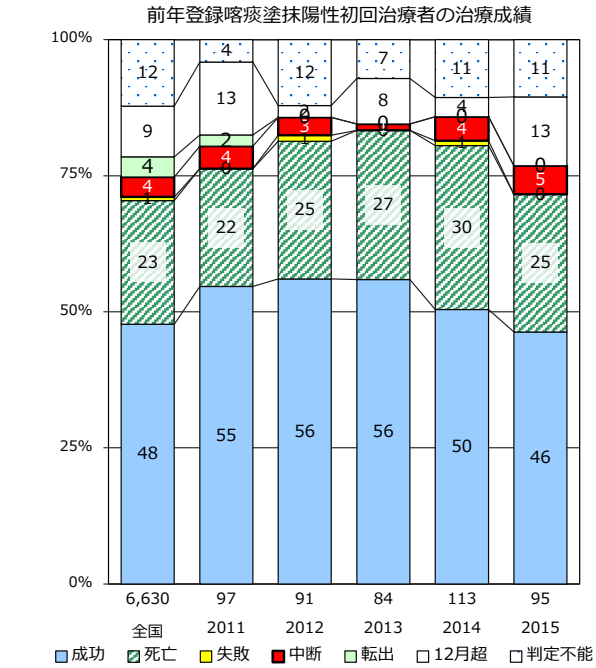

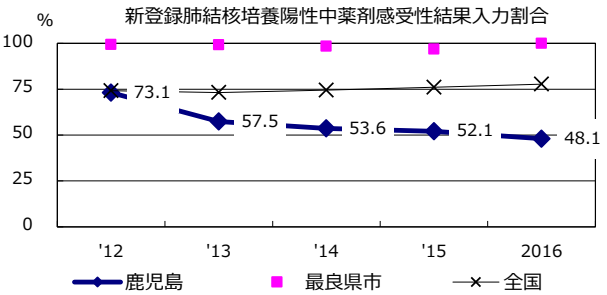

	'12	'13	'14	'15	2016
†発見の遅れ情報不明(%)	36.5	29.7	33.7	33.1	38.5

	'12	'13	'14	'15	2016
‡化療無・不明(%)	2.7	3.9	7.4	2.2	0.8

沖縄

2016年　疫学統計				
人口	1,439,338	人		(全国)
新登録中外国人	14	名	6.9%	(7.6%)
新登録中ホームレス経験あり	0	名	0.0%	(1.0%)
新登録30-59歳男中無職かつ生保	2	名	11.8%	(7.7%)

年次推移(年)	'12	'13	'14	'15	2016
新登録数	299	251	241	214	203
人口10万対率	21.2	17.7	17.0	14.9	14.1
新登録肺結核喀痰塗抹陽性数	93	83	97	87	73
人口10万対率	6.6	5.9	6.8	6.1	5.1
潜在性結核	140	210	182	118	163
人口10万対率	9.9	14.8	12.8	8.2	11.3

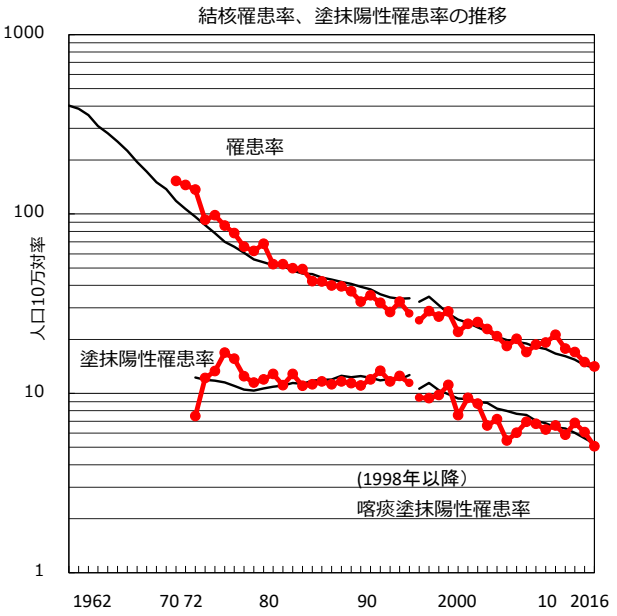

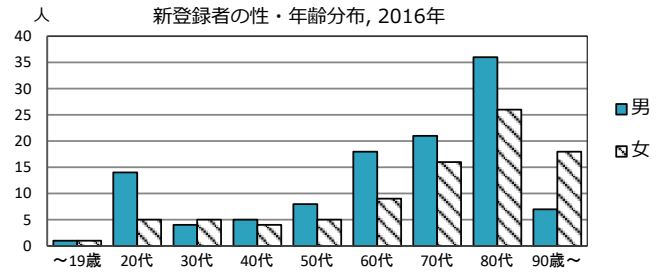

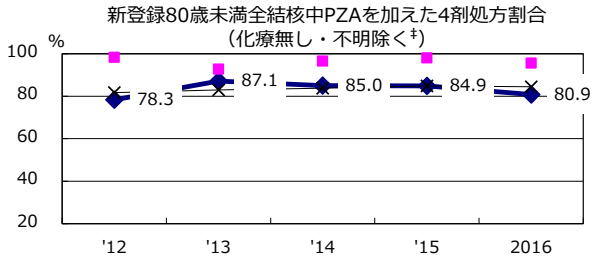

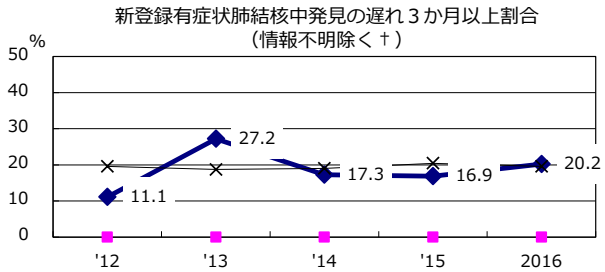

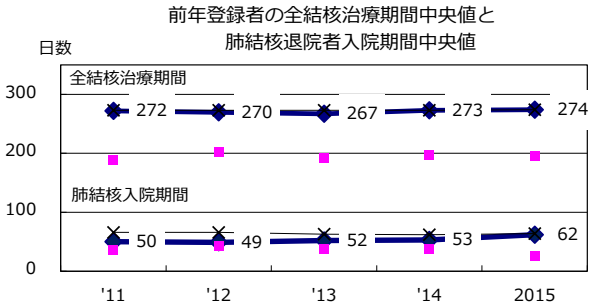

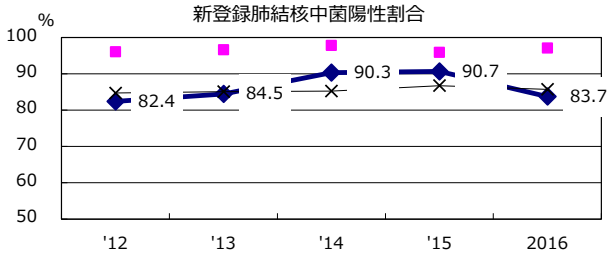

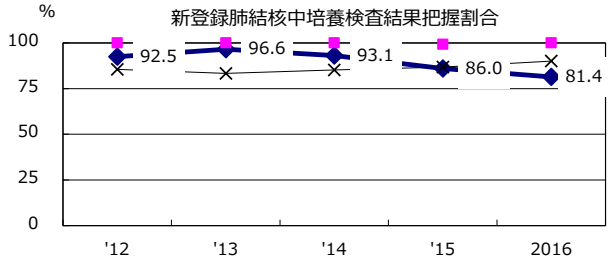

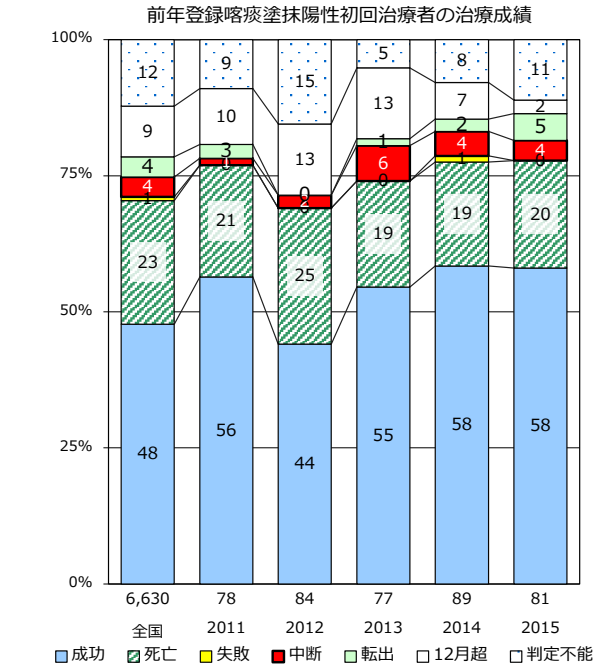

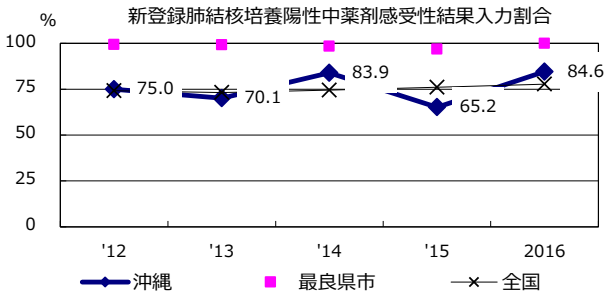

	'12	'13	'14	'15	2016
†発見の遅れ情報不明(%)	3.6	9.4	22.0	31.4	5.1

	'12	'13	'14	'15	2016
‡化療無・不明(%)	1.9	0.0	3.0	4.0	0.9

札幌市

2016年　疫学統計				
人口	1,958,405	人		(全国)
新登録中外国人	3	名	1.9%	(7.6%)
新登録中ホームレス経験あり	0	名	0.0%	(1.0%)
新登録30-59歳男中無職かつ生保	0	名	0.0%	(7.7%)

年次推移(年)	'12	'13	'14	'15	2016
新登録数	180	188	190	183	160
人口10万対率	9.3	9.7	9.8	9.4	8.2
新登録肺結核喀痰塗抹陽性数	66	63	64	67	46
人口10万対率	3.4	3.3	3.3	3.4	2.3
潜在性結核	69	65	82	143	74
人口10万対率	3.6	3.4	4.2	7.3	3.8

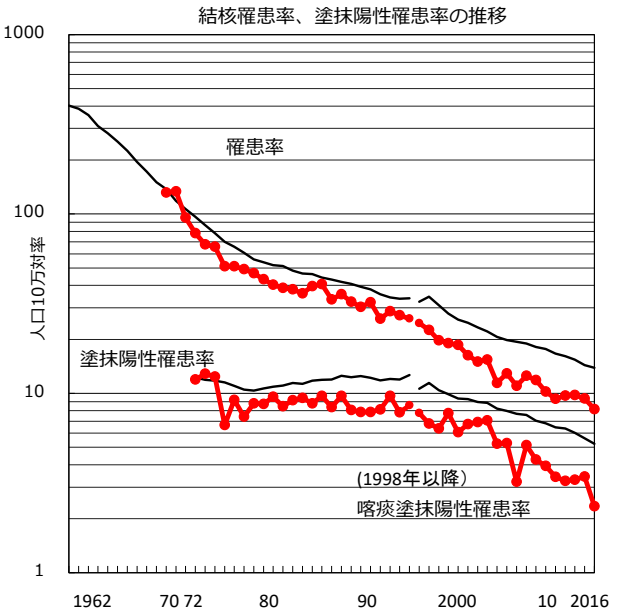

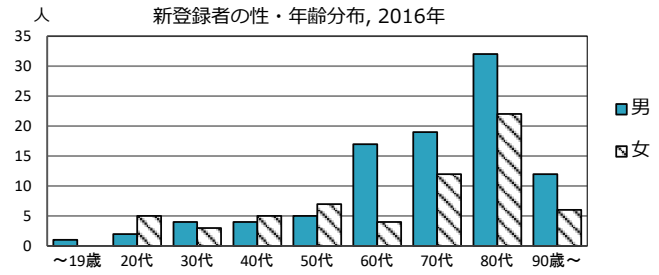

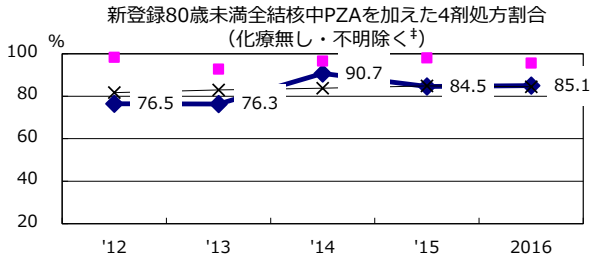

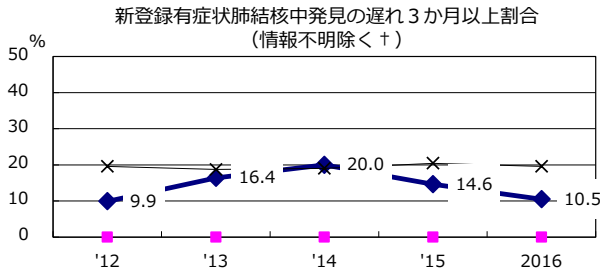

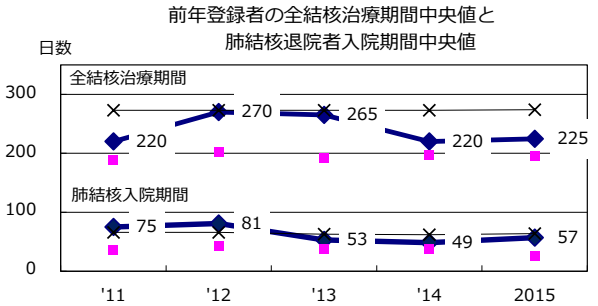

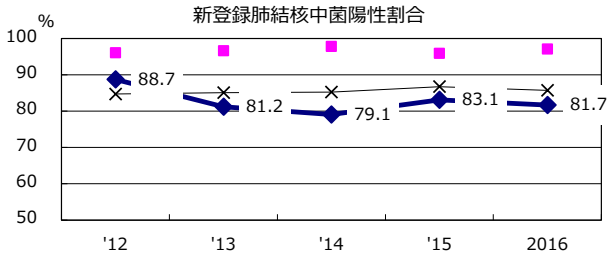

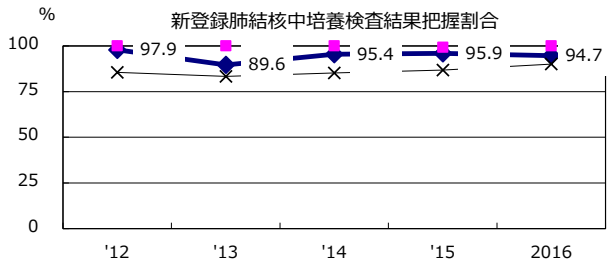

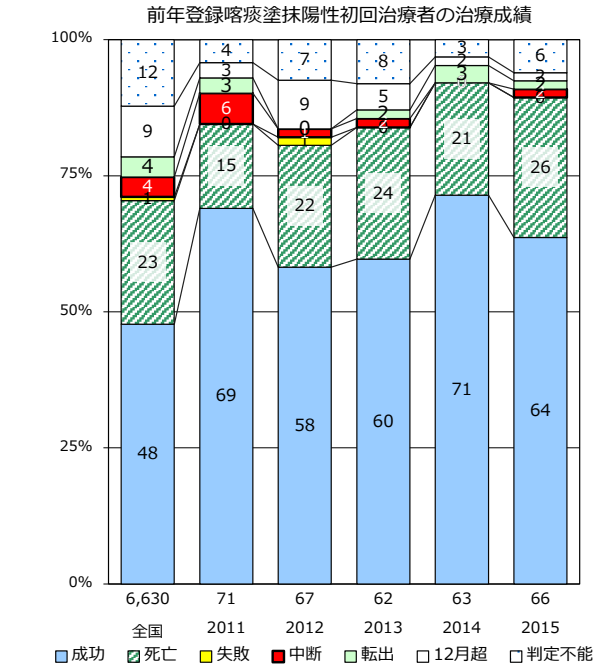

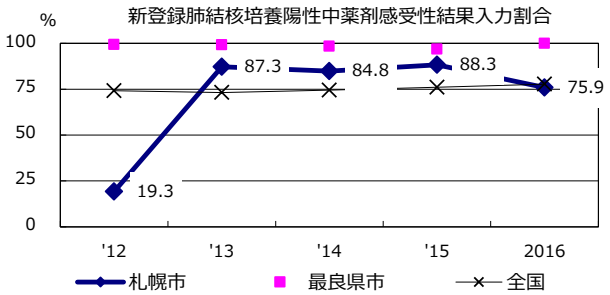

	'12	'13	'14	'15	2016
†発見の遅れ情報不明(%)	6.5	0.0	1.8	2.3	3.7

	'12	'13	'14	'15	2016
‡化療無・不明(%)	6.7	1.1	0.0	0.9	1.1

仙台市

2016年　疫学統計				
人口	1,084,674	人		(全国)
新登録中外国人	9	名	10.3%	(7.6%)
新登録中ホームレス経験あり	0	名	0.0%	(1.0%)
新登録30-59歳男中無職かつ生保	0	名	0.0%	(7.7%)

年次推移(年)	'12	'13	'14	'15	2016
新登録数	111	101	102	93	87
人口10万対率	10.5	9.5	9.5	8.6	8.0
新登録肺結核喀痰塗抹陽性数	48	44	42	34	37
人口10万対率	4.5	4.1	3.9	3.1	3.4
潜在性結核	59	46	40	65	126
人口10万対率	5.6	9.5	3.7	6.0	11.6

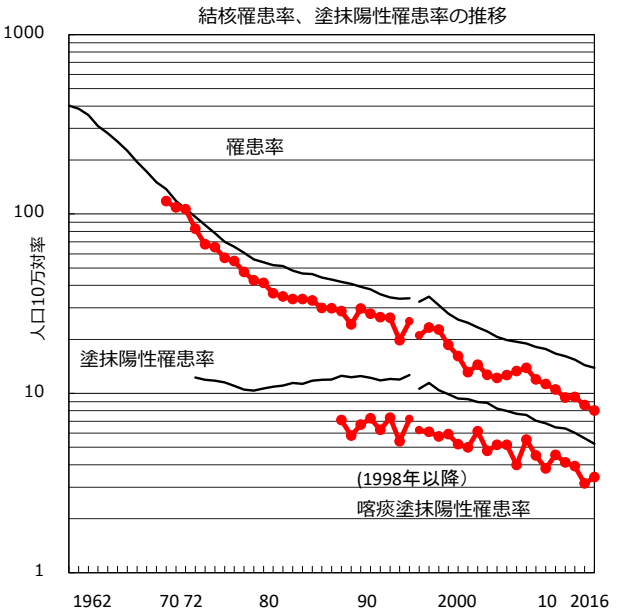

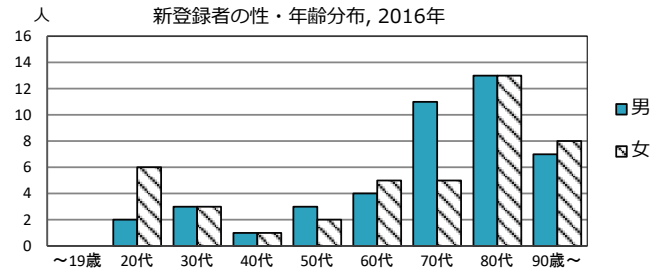

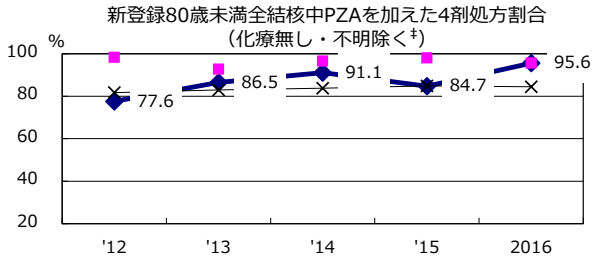

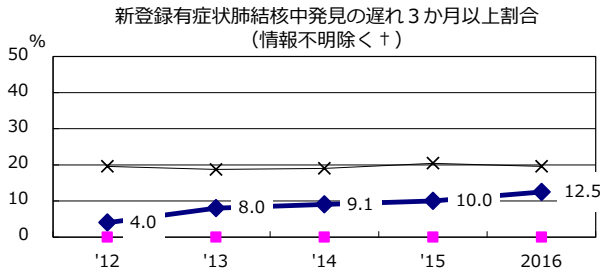

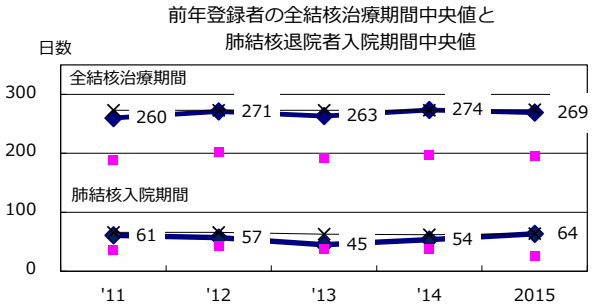

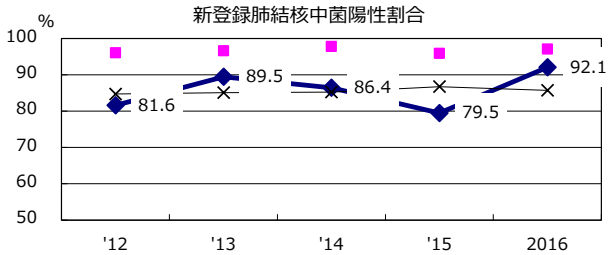

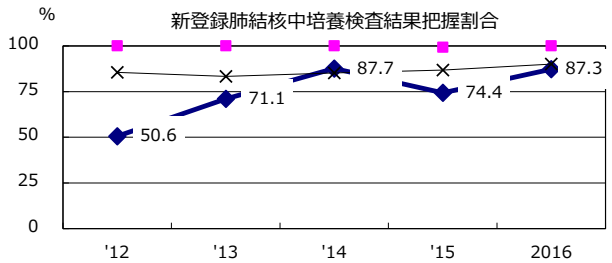

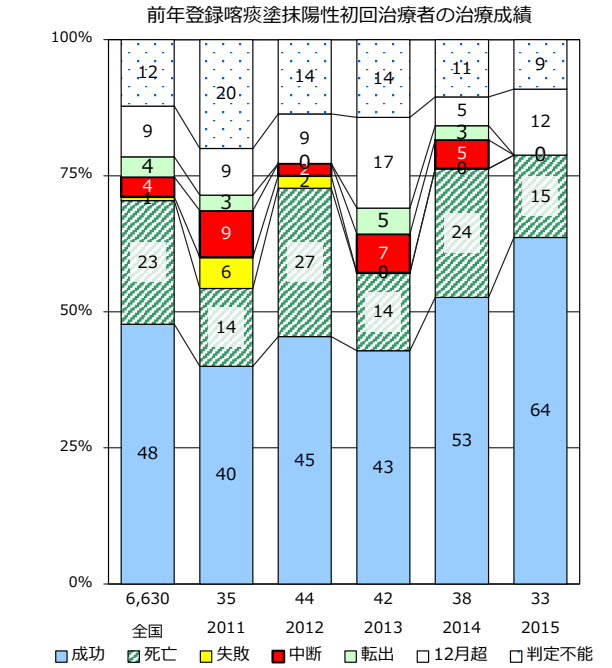

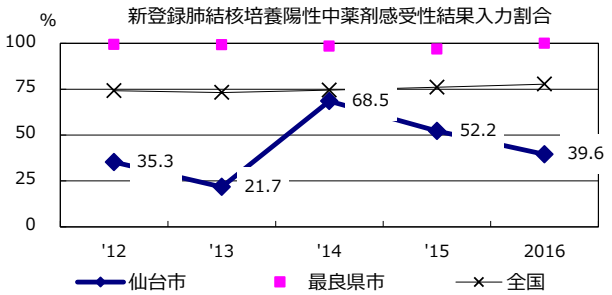

	'12	'13	'14	'15	2016
†発見の遅れ情報不明(%)	61.5	53.7	43.1	50.0	68.0

	'12	'13	'14	'15	2016
‡化療無・不明(%)	4.3	5.5	1.8	0.0	2.2

さいたま市

2016年　疫学統計				
人口	1,279,788	人		(全国)
新登録中外国人	16	名	8.8%	(7.6%)
新登録中ホームレス経験あり	3	名	1.6%	(1.0%)
新登録30-59歳男中無職かつ生保	7	名	20.6%	(7.7%)

年次推移(年)	'12	'13	'14	'15	2016
新登録数	198	190	188	168	182
人口10万対率	15.9	15.2	14.9	13.2	14.2
新登録肺結核喀痰塗抹陽性数	86	67	89	65	74
人口10万対率	6.9	5.4	7.1	5.1	5.8
潜在性結核	60	45	80	34	59
人口10万対率	4.8	3.6	6.3	2.7	4.6

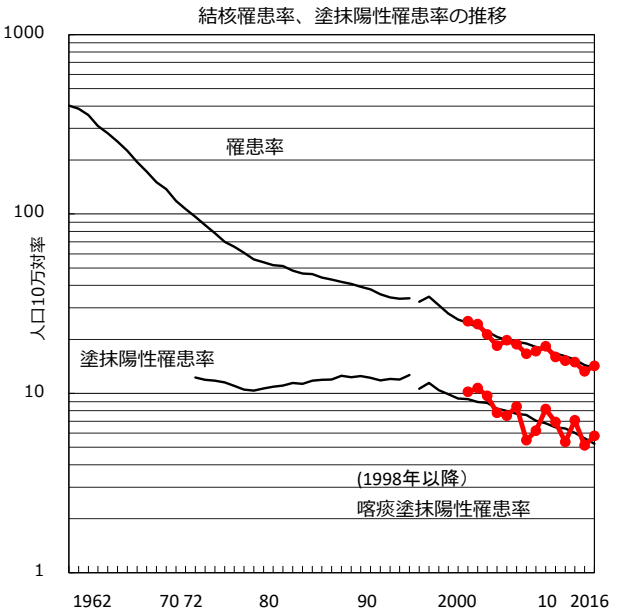

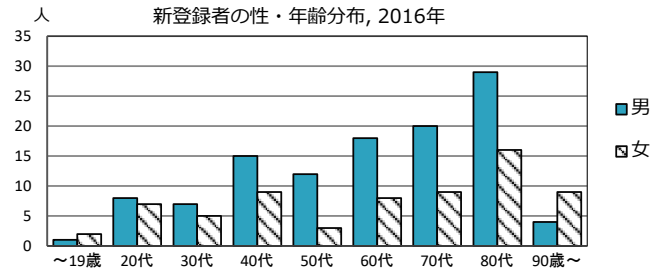

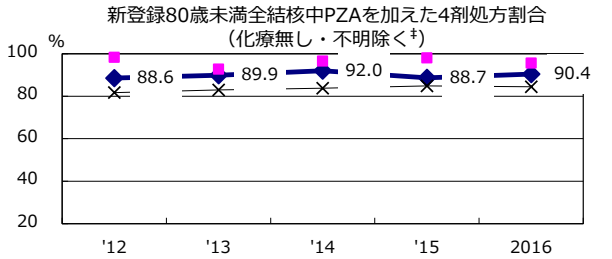

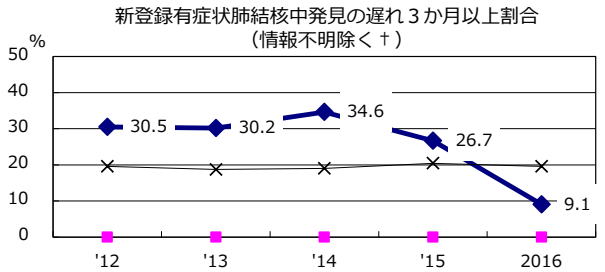

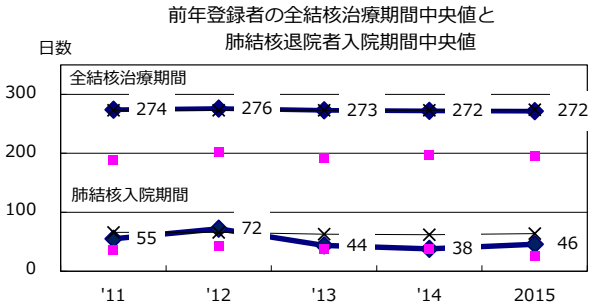

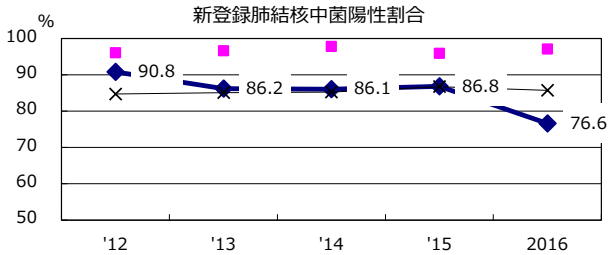

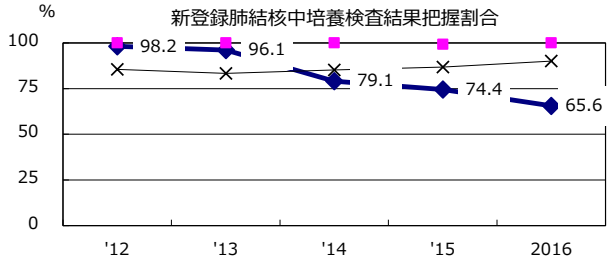

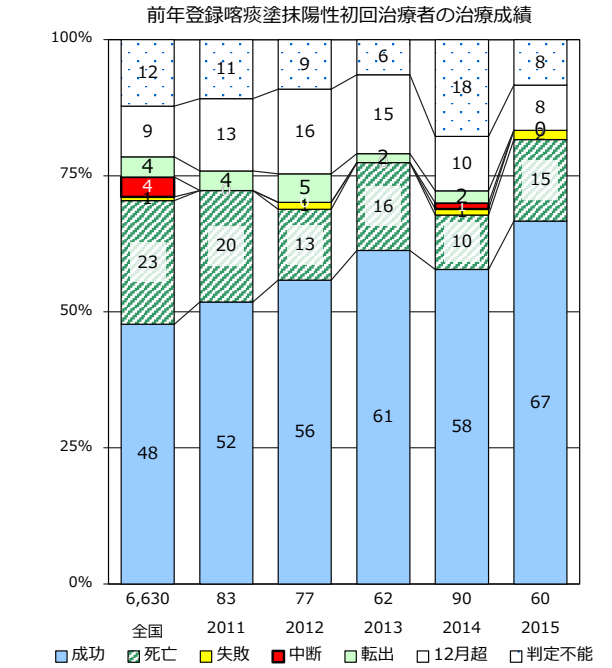

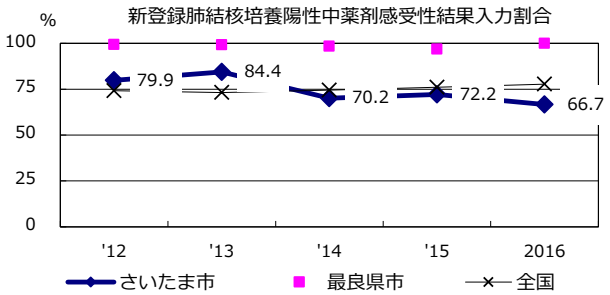

	'12	'13	'14	'15	2016
†発見の遅れ情報不明(%)	14.6	10.3	59.1	85.7	91.1

	'12	'13	'14	'15	2016
‡化療無・不明(%)	0.7	2.1	6.0	1.7	7.3

千葉市

2016年　疫学統計				
人口	973,549	人		(全国)
新登録中外国人	9	名	5.7%	(7.6%)
新登録中ホームレス経験あり	5	名	3.2%	(1.0%)
新登録30-59歳男中無職かつ生保	5	名	18.5%	(7.7%)

年次推移(年)	'12	'13	'14	'15	2016
新登録数	150	149	154	157	158
人口10万対率	15.6	15.5	15.9	16.1	16.2
新登録肺結核喀痰塗抹陽性数	64	56	52	63	57
人口10万対率	6.6	5.8	5.4	6.5	5.9
潜在性結核	85	77	58	33	50
人口10万対率	8.8	8.0	6.0	3.4	5.1

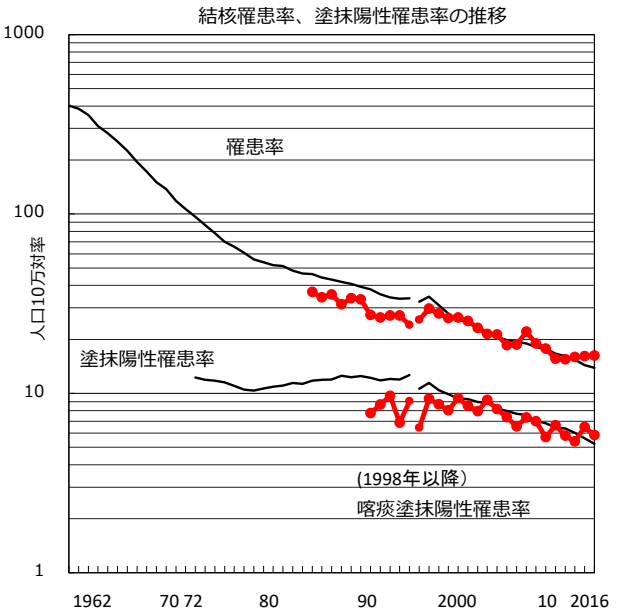

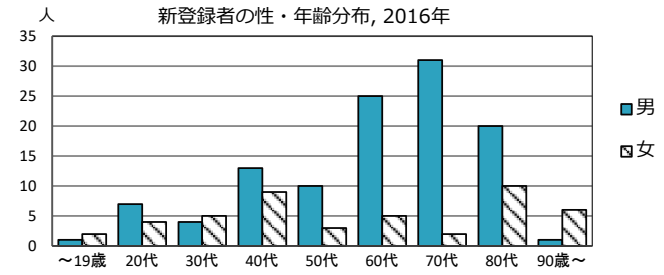

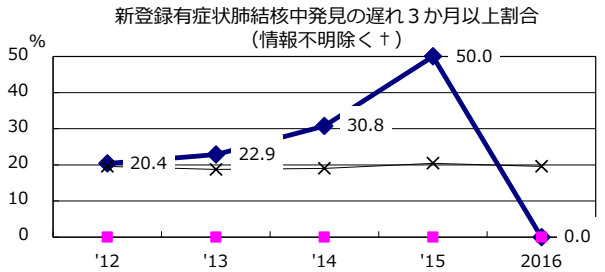

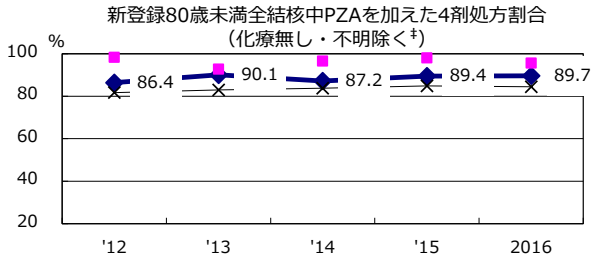

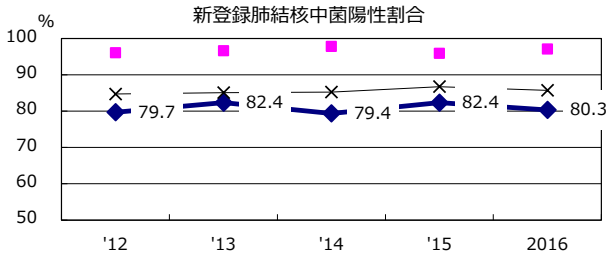

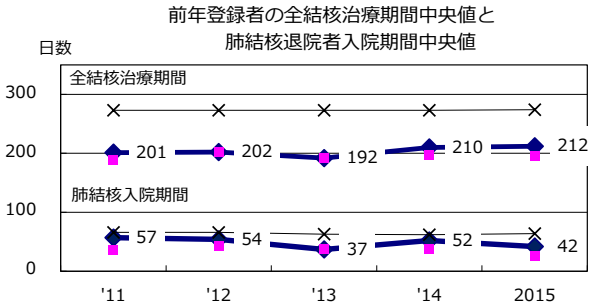

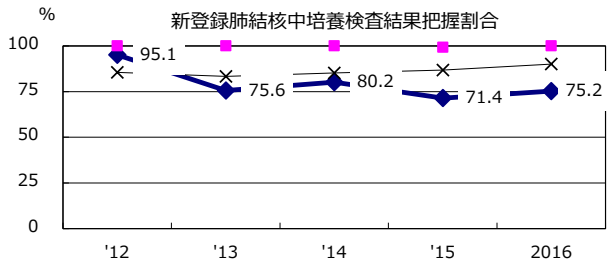

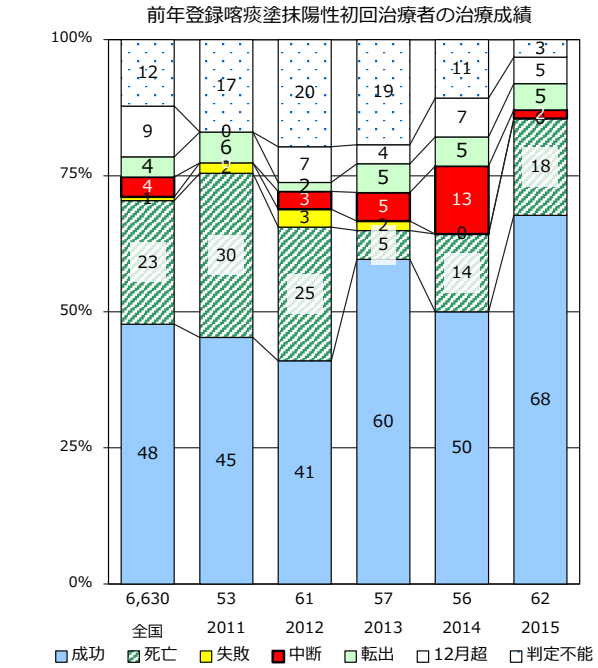

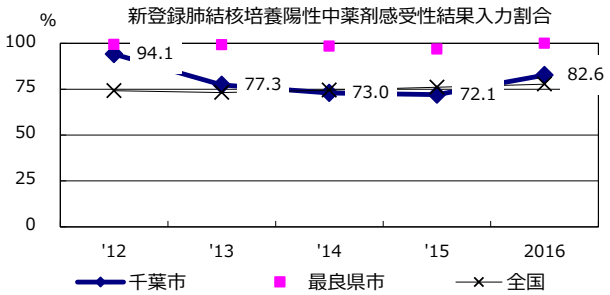

	'12	'13	'14	'15	2016
†発見の遅れ情報不明(%)	39.3	56.8	69.0	97.8	94.9

	'12	'13	'14	'15	2016
‡化療無・不明(%)	4.6	7.5	4.4	4.6	4.1

横浜市

2016年　疫学統計				
人口	3,731,293	人		(全国)
新登録中外国人	33	名	6.1%	(7.6%)
新登録中ホームレス経験あり	9	名	1.7%	(1.0%)
新登録30-59歳男中無職かつ生保	11	名	9.6%	(7.7%)

年次推移(年)	'12	'13	'14	'15	2016
新登録数	611	554	578	565	538
人口10万対率	16.5	15.0	15.6	15.2	14.4
新登録肺結核喀痰塗抹陽性数	244	209	203	210	183
人口10万対率	6.6	5.6	5.5	5.6	4.9
潜在性結核	243	162	197	179	200
人口10万対率	6.6	4.4	5.3	4.8	5.4

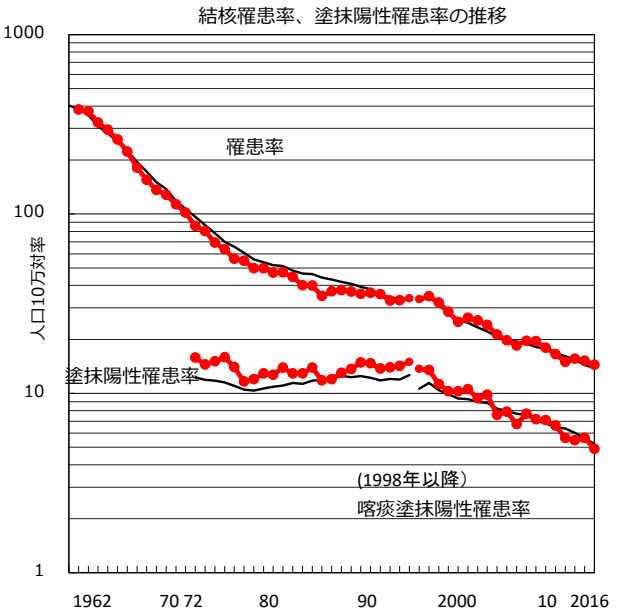

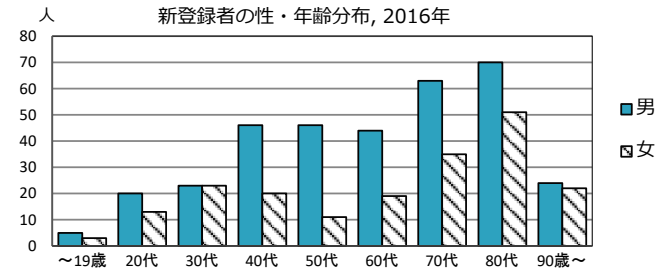

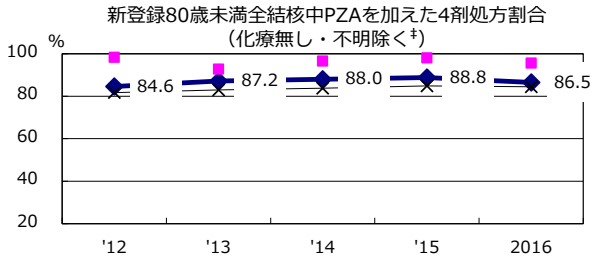

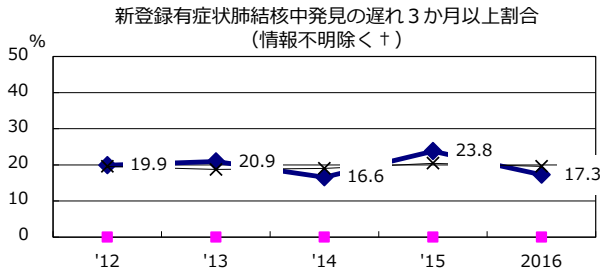

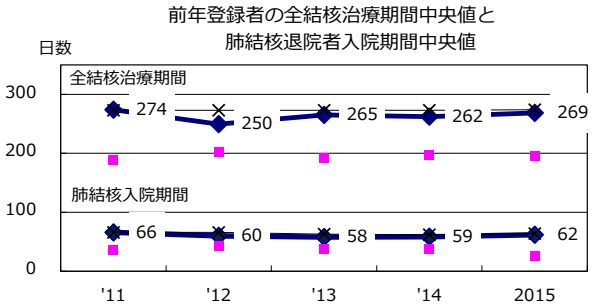

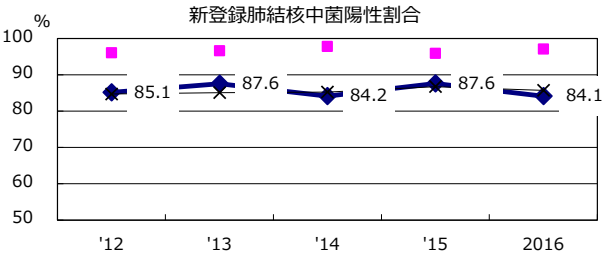

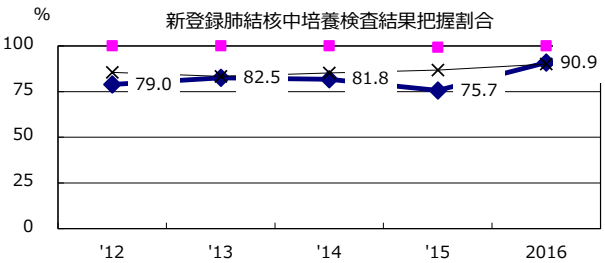

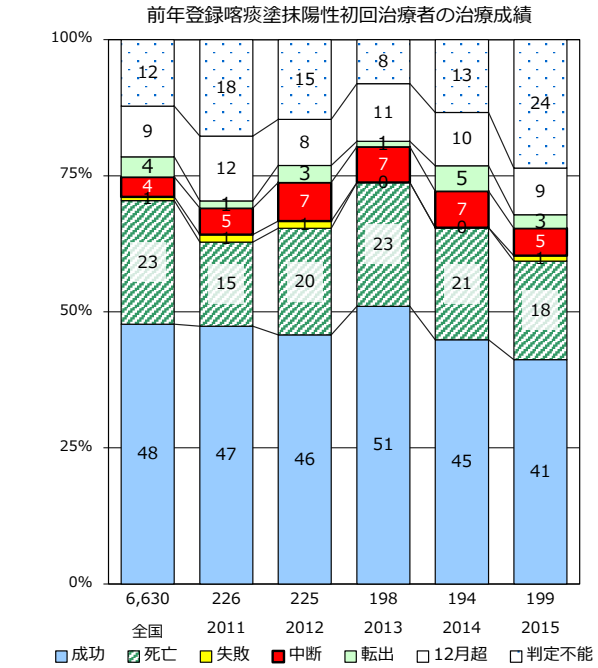

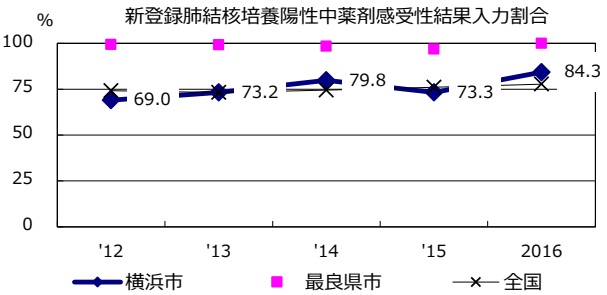

	'12	'13	'14	'15	2016
†発見の遅れ情報不明(%)	41.8	44.0	39.1	52.3	37.1

	'12	'13	'14	'15	2016
‡化療無・不明(%)	1.3	2.0	4.4	5.0	4.3

川崎市

2016年　疫学統計				
人口	1,489,477	人		(全国)
新登録中外国人	19	名	7.6%	(7.6%)
新登録中ホームレス経験あり	4	名	1.6%	(1.0%)
新登録30-59歳男中無職かつ生保	6	名	12.0%	(7.7%)

年次推移(年)	'12	'13	'14	'15	2016
新登録数	264	270	229	226	249
人口10万対率	18.3	18.6	15.7	15.3	16.7
新登録肺結核喀痰塗抹陽性数	89	109	93	64	85
人口10万対率	6.2	7.5	6.4	4.3	5.7
潜在性結核	104	85	73	97	74
人口10万対率	7.2	5.9	5.0	6.6	5.0

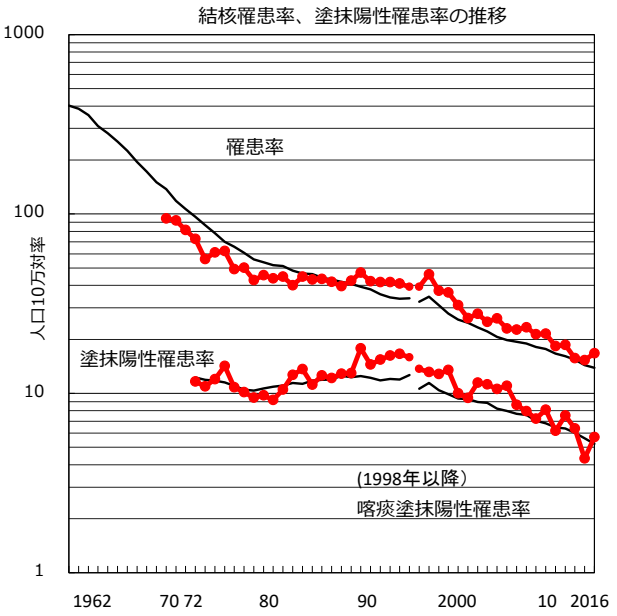

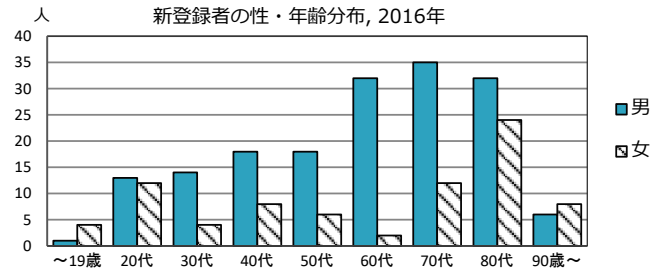

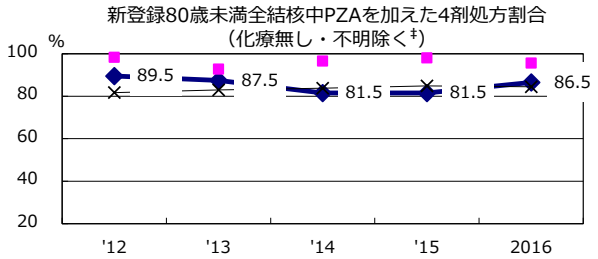

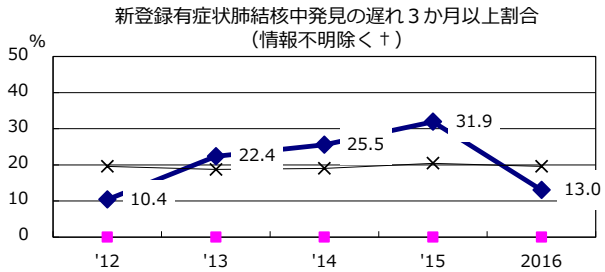

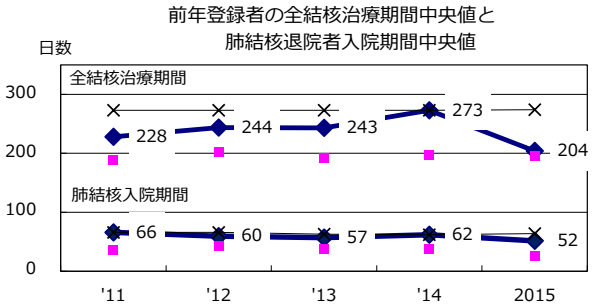

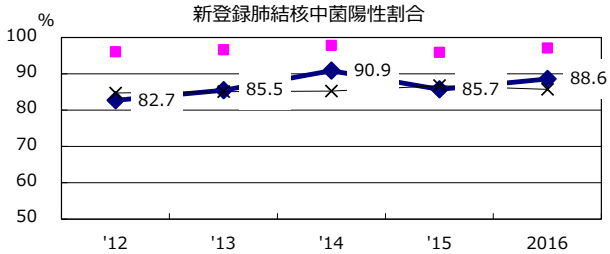

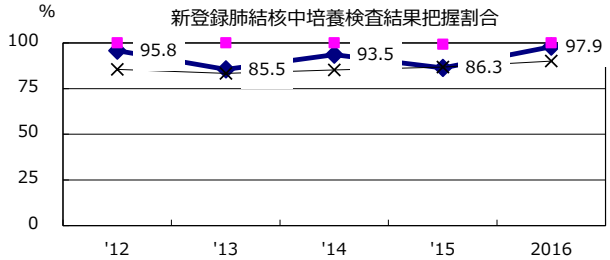

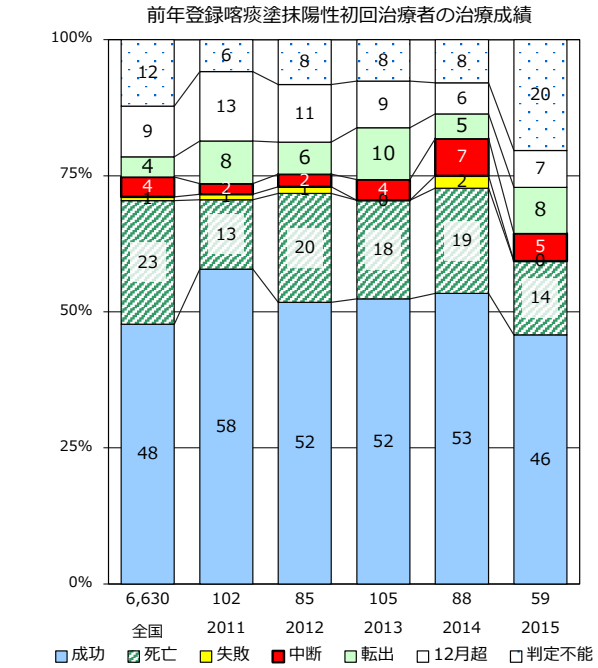

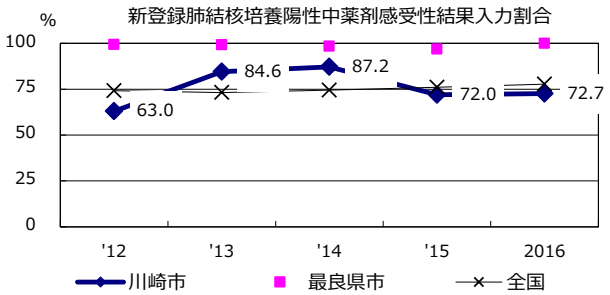

	'12	'13	'14	'15	2016
†発見の遅れ情報不明(%)	7.4	56.8	65.4	63.3	64.9

	'12	'13	'14	'15	2016
‡化療無・不明(%)	2.6	3.4	0.6	1.8	0.6

相模原市

2016年　疫学統計				
人口	721,552	人		(全国)
新登録中外国人	8	名	14.0%	(7.6%)
新登録中ホームレス経験あり	0	名	0.0%	(1.0%)
新登録30-59歳男中無職かつ生保	0	名	0.0%	(7.7%)

年次推移(年)	'12	'13	'14	'15	2016
新登録数	97	109	96	79	57
人口10万対率	13.5	15.1	13.3	11.0	7.9
新登録肺結核喀痰塗抹陽性数	35	37	33	25	23
人口10万対率	4.9	5.1	4.6	3.5	3.2
潜在性結核	48	33	38	33	37
人口10万対率	6.7	4.6	5.3	4.6	5.1

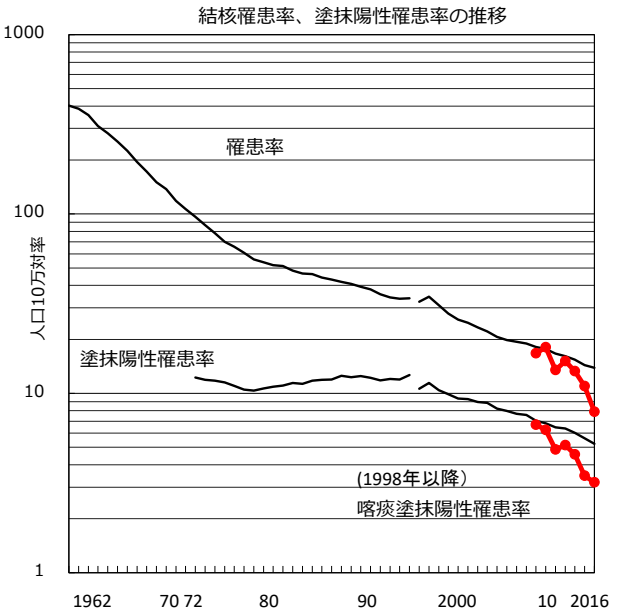

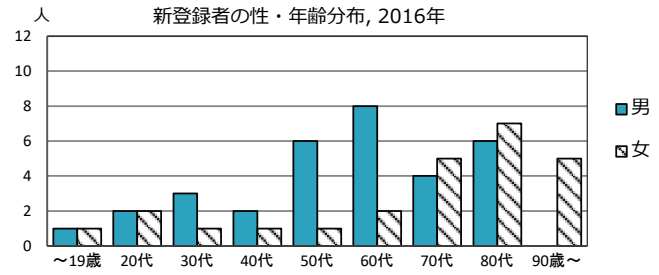

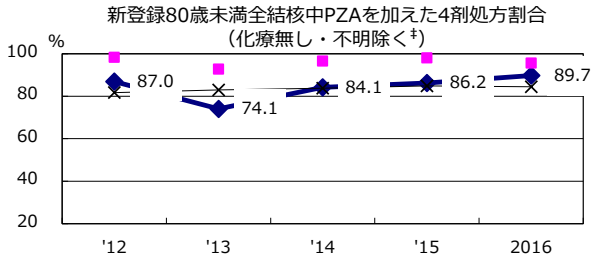

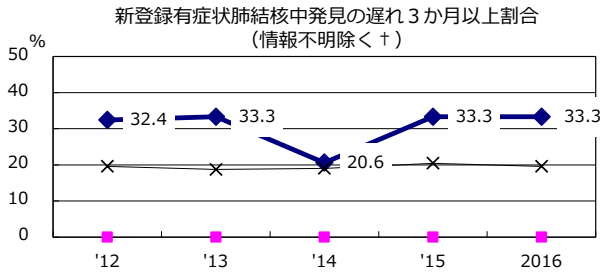

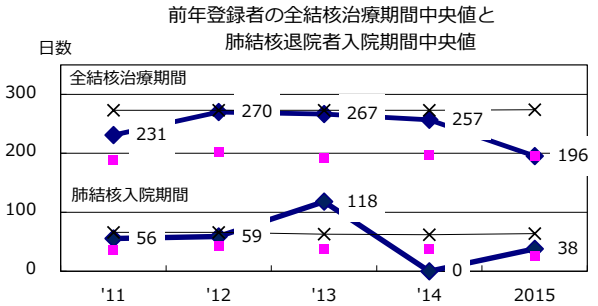

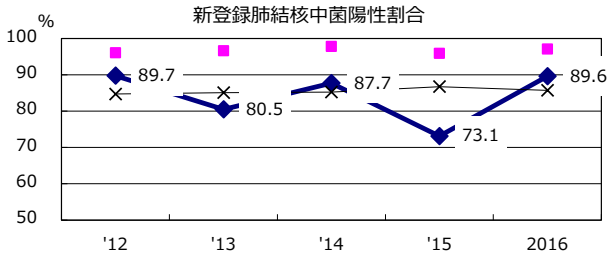

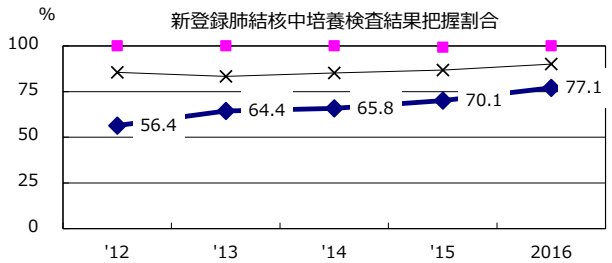

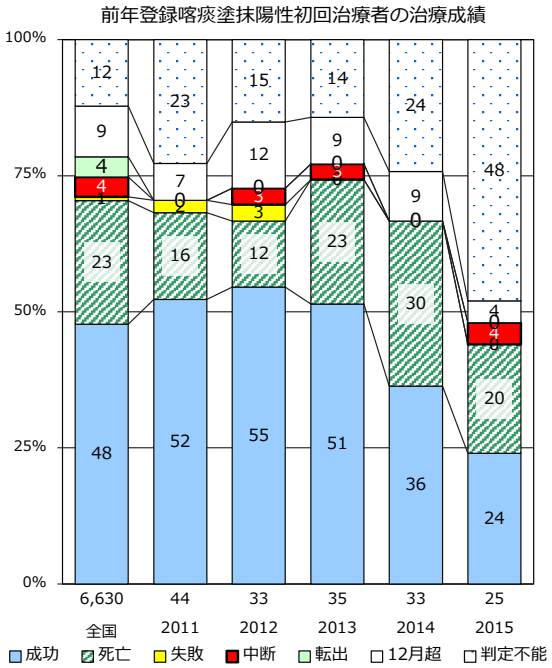

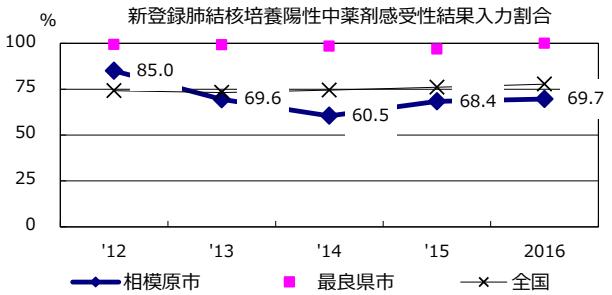

	'12	'13	'14	'15	2016
†発見の遅れ情報不明(%)	31.5	33.9	27.7	70.7	82.4

	'12	'13	'14	'15	2016
‡化療無・不明(%)	4.2	5.8	1.6	1.7	0.0

新潟市

2016年　疫学統計				
人口	807,450	人		(全国)
新登録中外国人	8	名	10.1%	(7.6%)
新登録中ホームレス経験あり	0	名	0.0%	(1.0%)
新登録30-59歳男中無職かつ生保	0	名	0.0%	(7.7%)

年次推移(年)	'12	'13	'14	'15	2016
新登録数	88	81	78	86	79
人口10万対率	10.8	10.0	9.7	10.6	9.8
新登録肺結核喀痰塗抹陽性数	41	37	26	38	30
人口10万対率	5.1	4.6	3.2	4.7	3.7
潜在性結核	30	27	42	29	43
人口10万対率	3.7	3.3	5.2	3.6	5.3

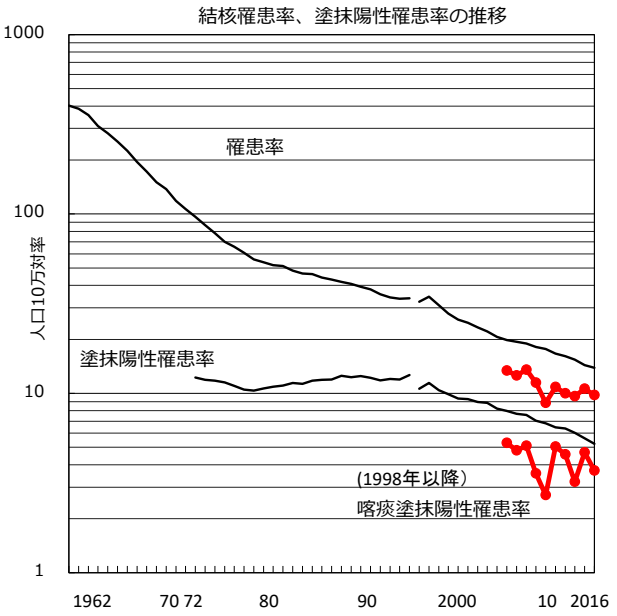

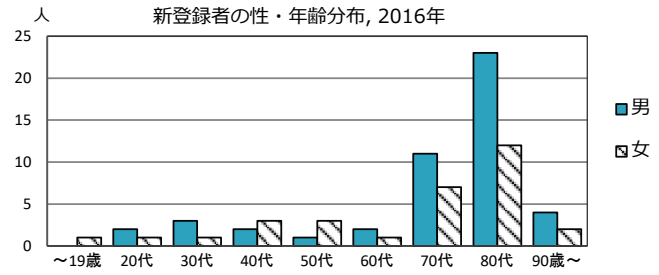

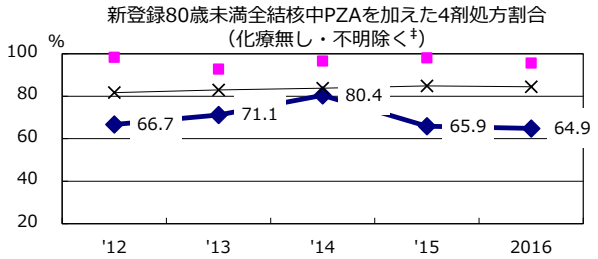

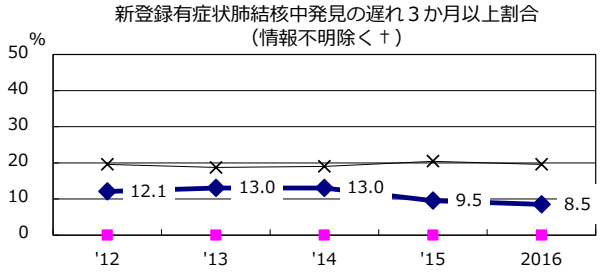

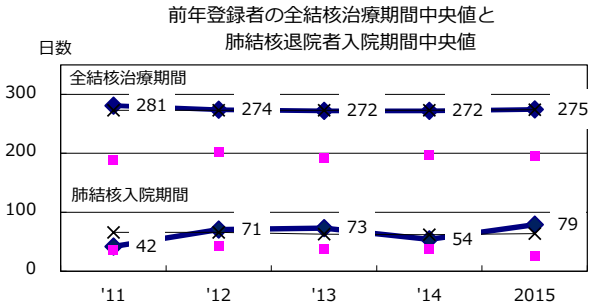

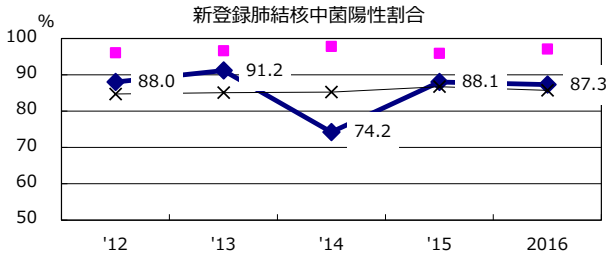

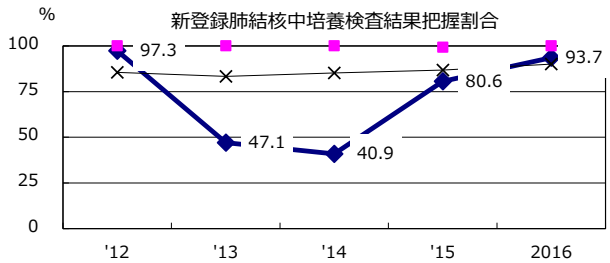

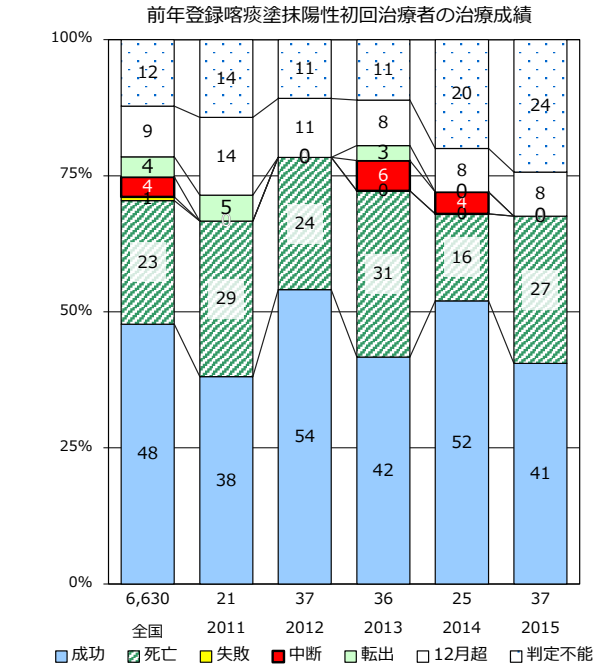

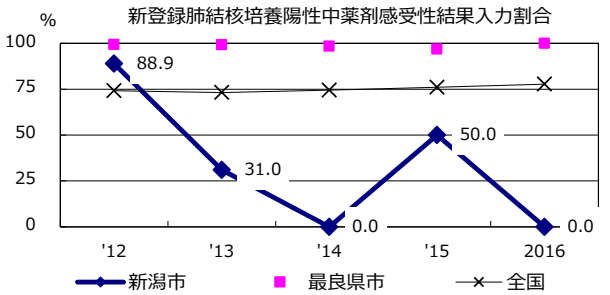

	'12	'13	'14	'15	2016
†発見の遅れ情報不明(%)	42.1	59.6	52.1	30.0	20.3

	'12	'13	'14	'15	2016
‡化療無・不明(%)	0.0	4.3	0.0	0.0	2.6

静岡市

2016年　疫学統計				
人口	709,555	人		(全国)
新登録中外国人	10	名	10.3%	(7.6%)
新登録中ホームレス経験あり	1	名	1.0%	(1.0%)
新登録30-59歳男中無職かつ生保	0	名	0.0%	(7.7%)

年次推移(年)	'12	'13	'14	'15	2016
新登録数	96	112	127	107	97
人口10万対率	13.5	15.8	18.0	15.2	13.7
新登録肺結核喀痰塗抹陽性数	34	43	54	41	45
人口10万対率	4.8	6.1	7.6	5.8	6.3
潜在性結核	39	34	42	10	15
人口10万対率	5.5	4.8	5.9	1.4	2.1

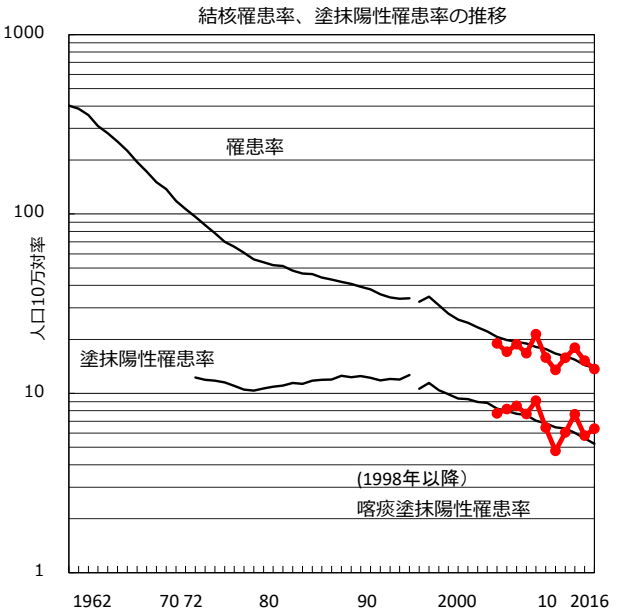

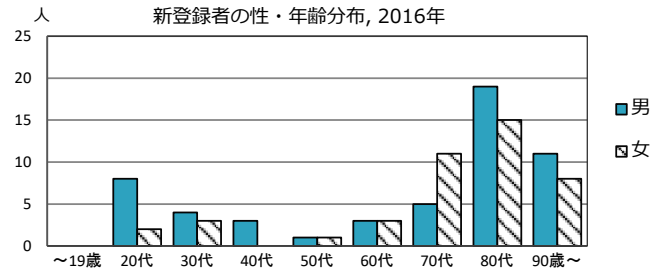

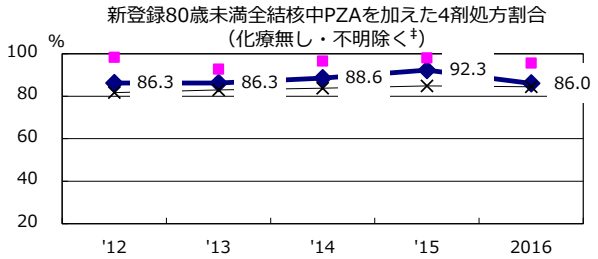

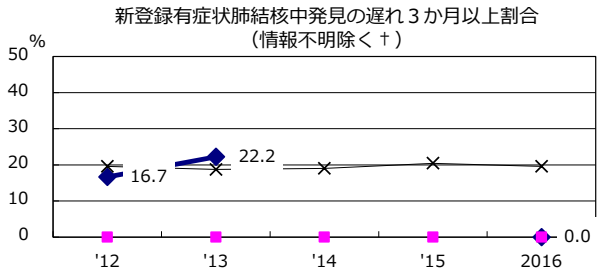

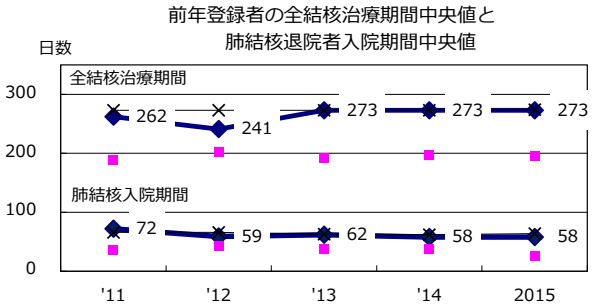

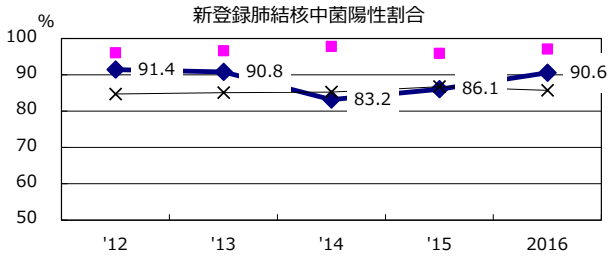

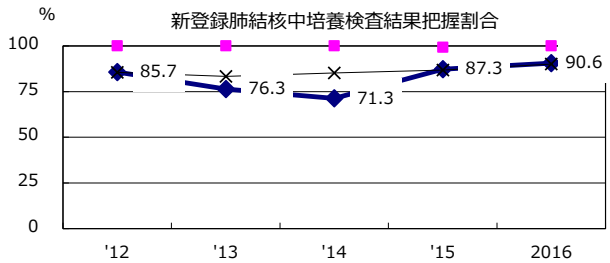

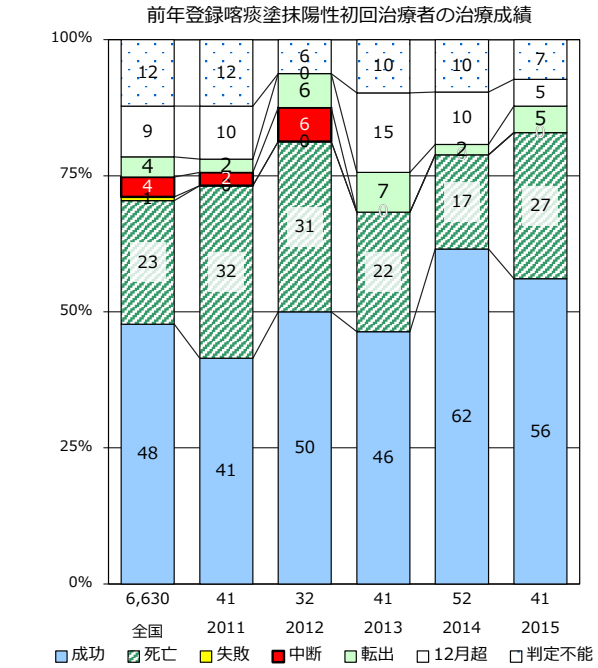

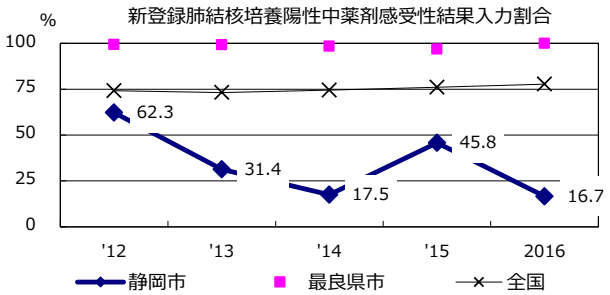

	'12	'13	'14	'15	2016
†発見の遅れ情報不明(%)	28.8	68.4	100.0	100.0	98.5

	'12	'13	'14	'15	2016
‡化療無・不明(%)	1.9	0.0	0.0	0.0	2.3

浜松市

2016年　疫学統計				
人口	797,164	人		(全国)
新登録中外国人	10	名	9.5%	(7.6%)
新登録中ホームレス経験あり	0	名	0.0%	(1.0%)
新登録30-59歳男中無職かつ生保	0	名	0.0%	(7.7%)

年次推移(年)	'12	'13	'14	'15	2016
新登録数	129	142	122	78	105
人口10万対率	15.8	17.9	15.4	9.8	13.2
新登録肺結核喀痰塗抹陽性数	38	52	48	34	41
人口10万対率	4.7	6.6	6.1	4.3	5.1
潜在性結核	38	23	29	22	24
人口10万対率	4.7	2.9	3.7	2.8	3.0

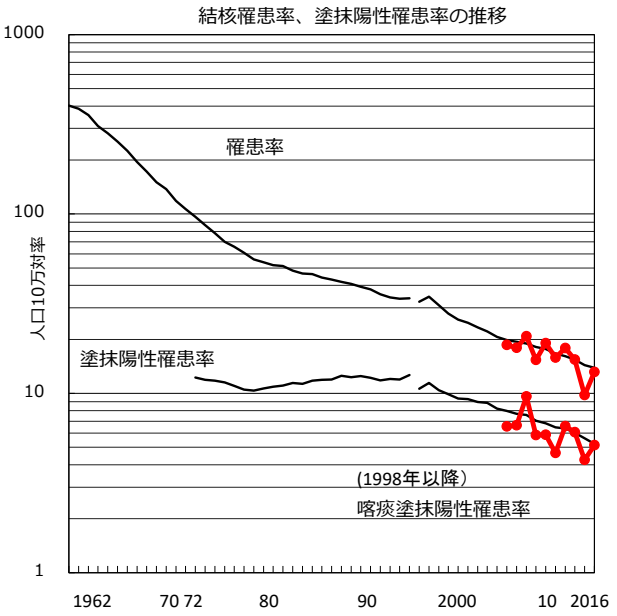

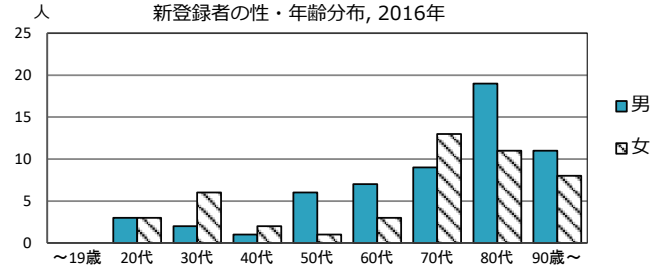

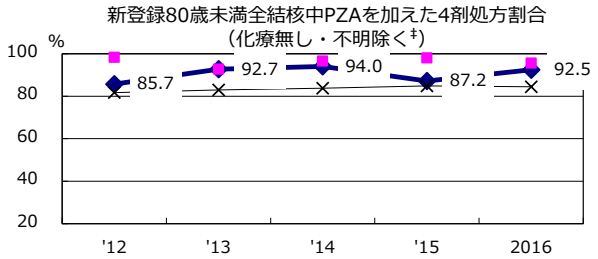

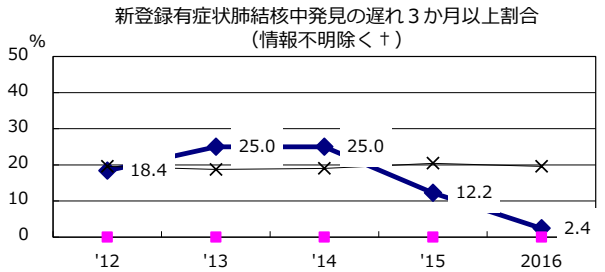

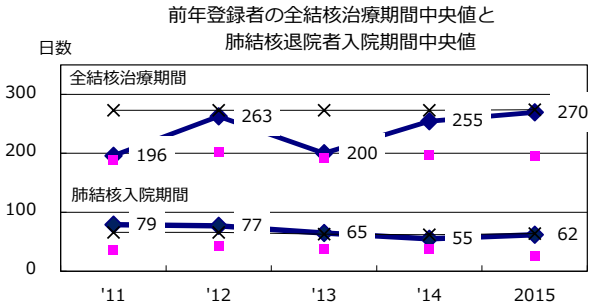

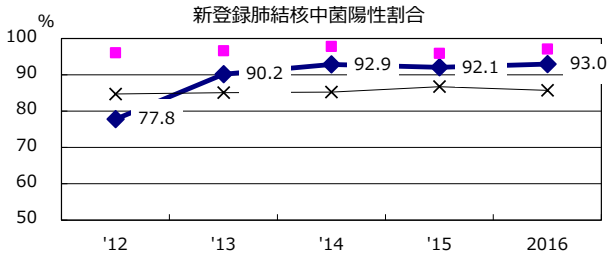

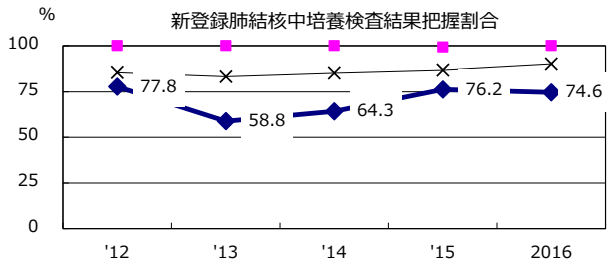

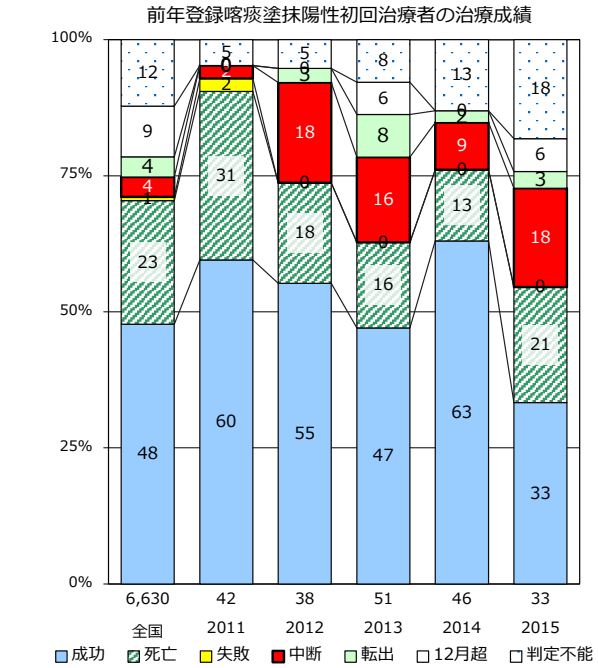

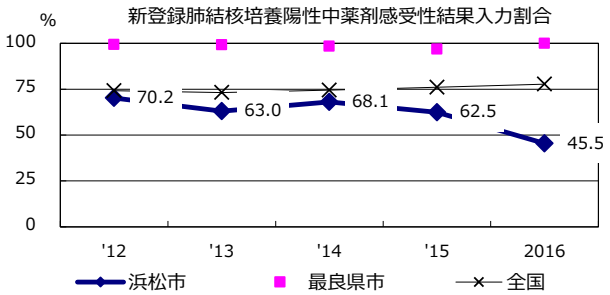

	'12	'13	'14	'15	2016
†発見の遅れ情報不明(%)	7.5	61.6	65.2	3.9	6.8

	'12	'13	'14	'15	2016
‡化療無・不明(%)	1.3	3.5	4.3	2.5	5.4

名古屋市

2016年　疫学統計				
人口	2,304,794	人		(全国)
新登録中外国人	36	名	7.3%	(7.6%)
新登録中ホームレス経験あり	14	名	2.8%	(1.0%)
新登録30-59歳男中無職かつ生保	9	名	13.4%	(7.7%)

年次推移(年)	'12	'13	'14	'15	2016
新登録数	575	601	528	514	494
人口10万対率	25.4	26.5	23.2	22.4	21.4
新登録肺結核喀痰塗抹陽性数	209	251	211	197	187
人口10万対率	9.2	11.1	9.3	8.6	8.1
潜在性結核	196	178	206	168	147
人口10万対率	8.6	7.8	9.0	7.3	6.4

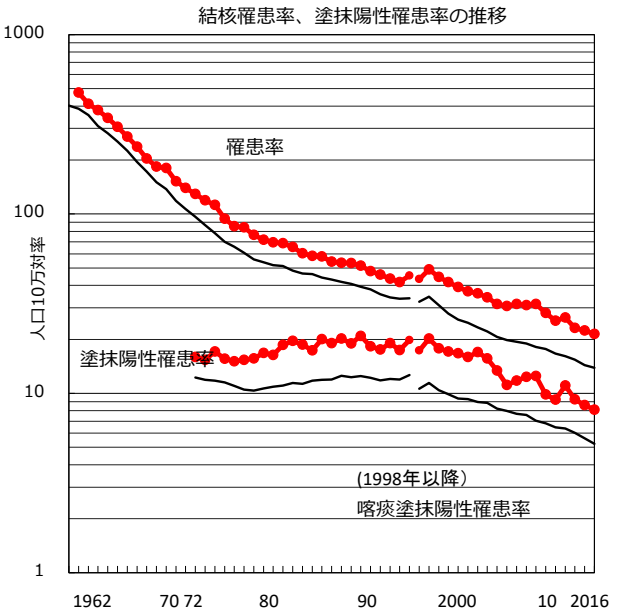

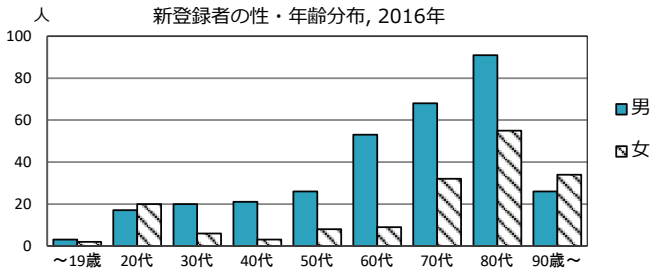

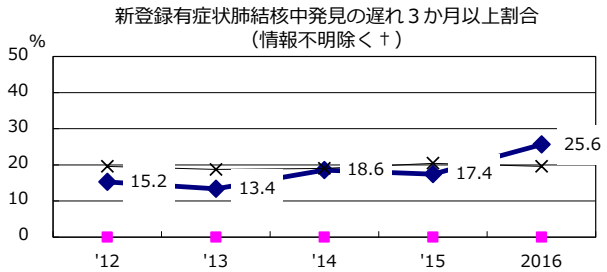

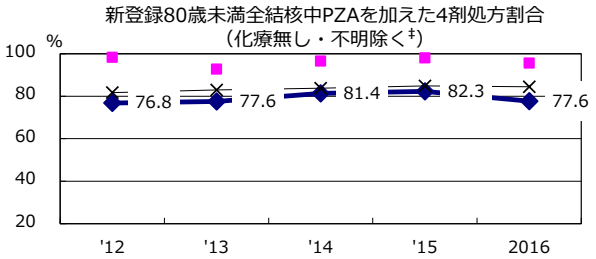

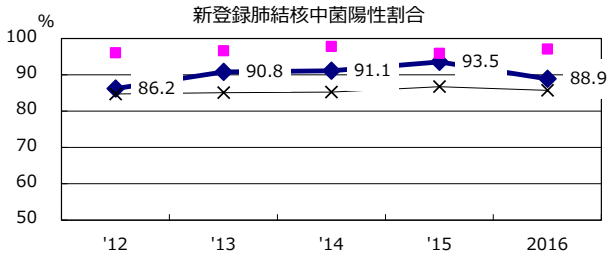

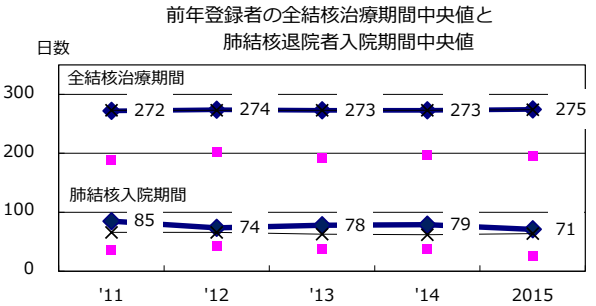

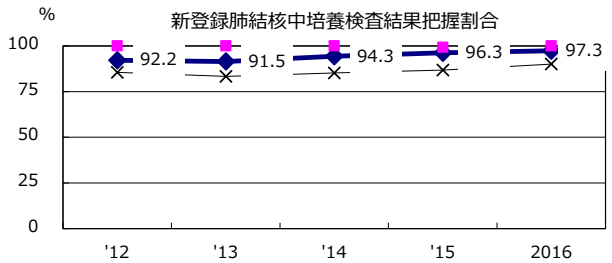

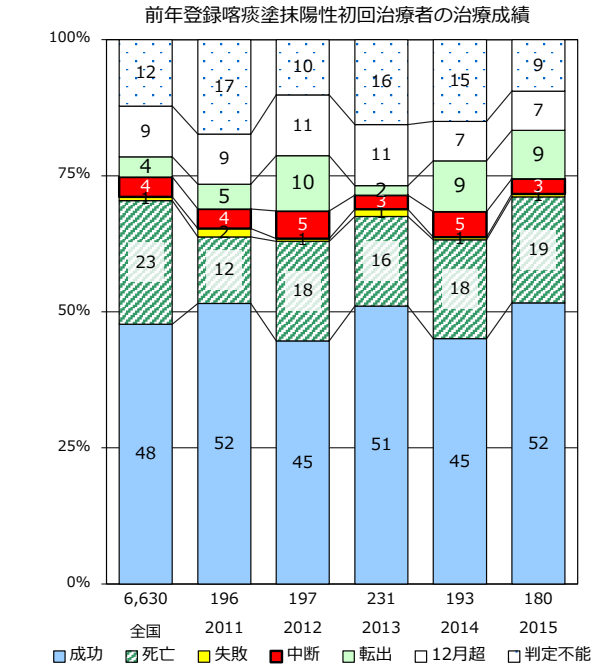

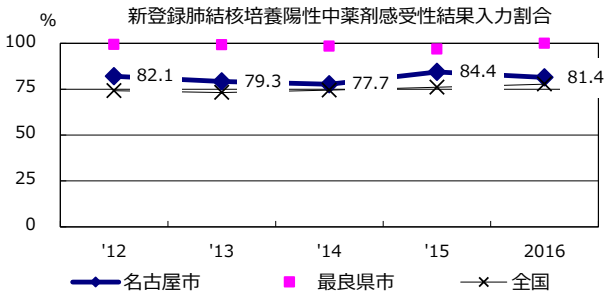

	'12	'13	'14	'15	2016
†発見の遅れ情報不明(%)	26.9	20.2	25.2	19.4	18.2

	'12	'13	'14	'15	2016
‡化療無・不明(%)	1.5	2.3	3.4	0.7	3.8

京都市

2016年　疫学統計				
人口	1,474,735	人		(全国)
新登録中外国人	6	名	2.4%	(7.6%)
新登録中ホームレス経験あり	0	名	0.0%	(1.0%)
新登録30-59歳男中無職かつ生保	4	名	20.0%	(7.7%)

年次推移(年)	'12	'13	'14	'15	2016
新登録数	282	286	321	239	246
人口10万対率	19.2	19.4	21.8	16.2	16.7
新登録肺結核喀痰塗抹陽性数	106	128	125	90	90
人口10万対率	7.2	8.7	8.5	6.1	6.1
潜在性結核	161	87	107	92	85
人口10万対率	10.9	5.9	7.3	6.2	5.8

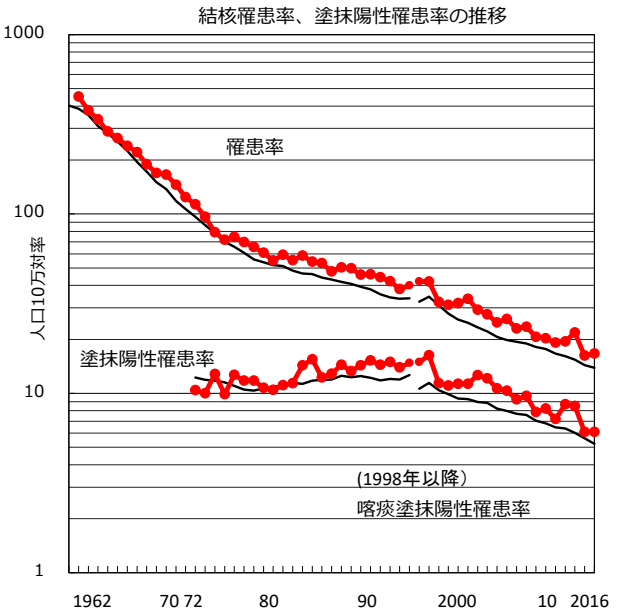

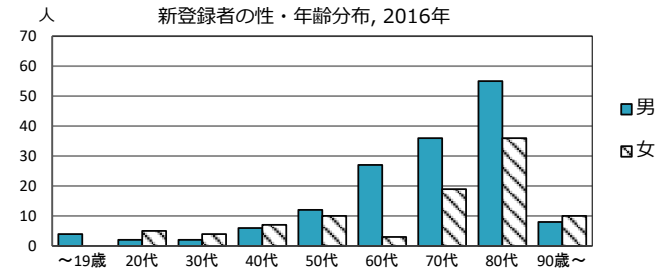

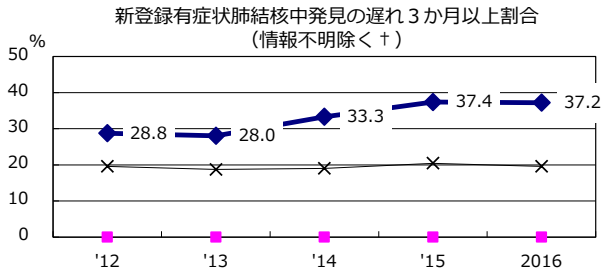

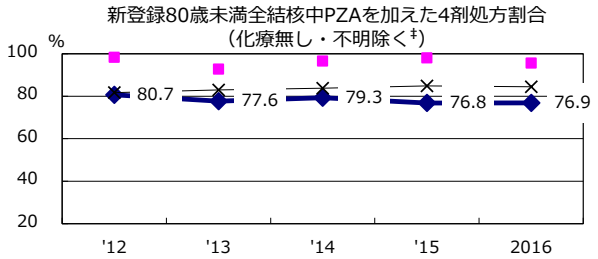

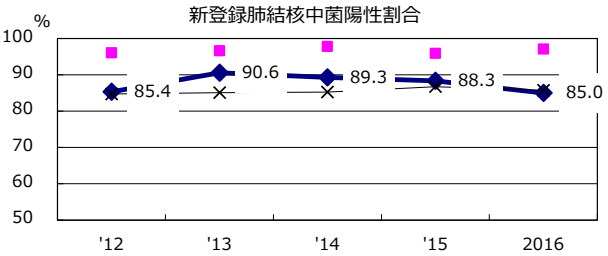

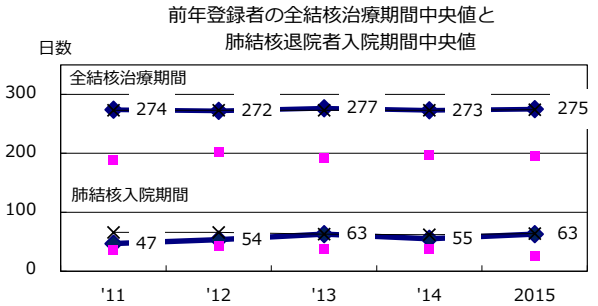

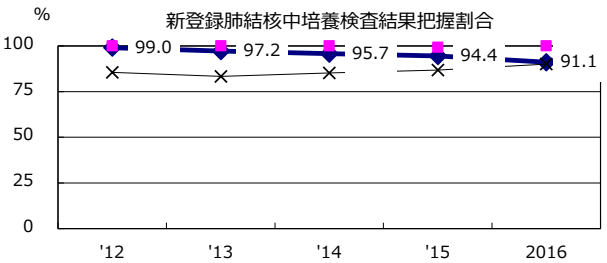

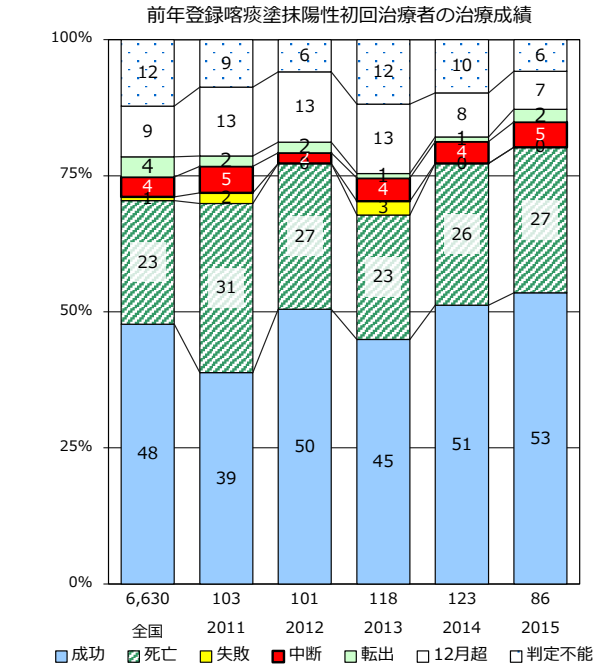

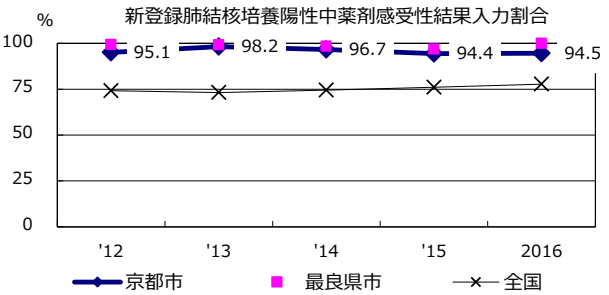

	'12	'13	'14	'15	2016
†発見の遅れ情報不明(%)	2.4	4.1	1.7	4.7	4.0

	'12	'13	'14	'15	2016
‡化療無・不明(%)	1.1	1.2	0.0	2.1	5.1

大阪市

2016年　疫学統計				
人口	2,702,033	人		(全国)
新登録中外国人	35	名	3.9%	(7.6%)
新登録中ホームレス経験あり	36	名	4.1%	(1.0%)
新登録30-59歳男中無職かつ生保	28	名	19.6%	(7.7%)

年次推移(年)	'12	'13	'14	'15	2016
新登録数	1,142	1,058	988	925	887
人口10万対率	42.7	39.4	36.8	34.4	32.8
新登録肺結核喀痰塗抹陽性数	512	488	456	412	394
人口10万対率	19.1	18.2	17.0	15.3	14.6
潜在性結核	278	275	263	274	306
人口10万対率	10.4	10.2	9.8	10.2	11.3

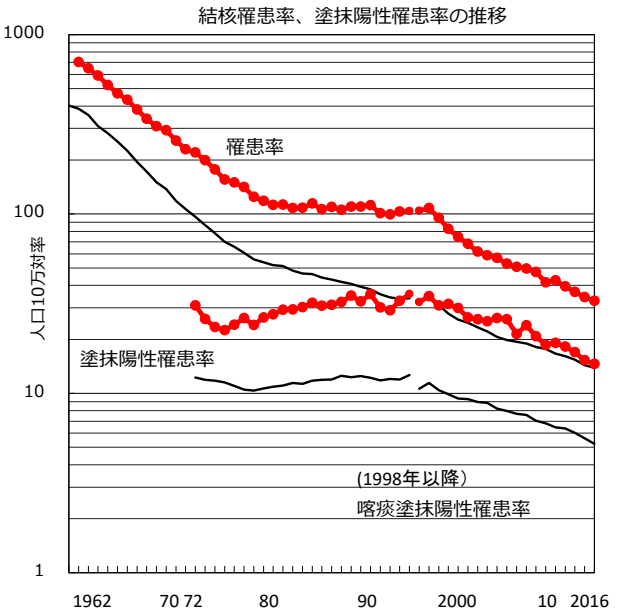

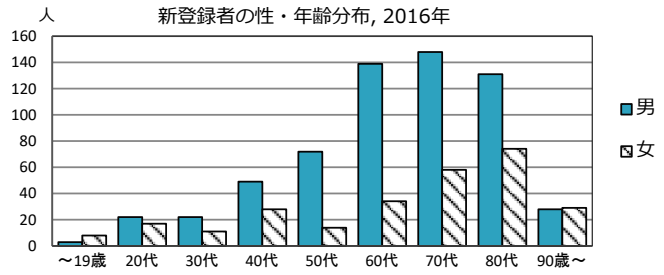

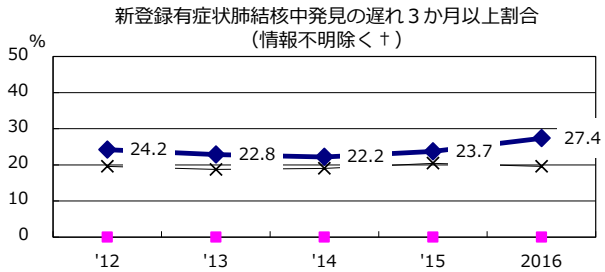

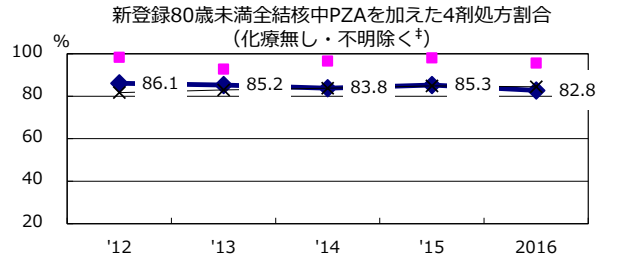

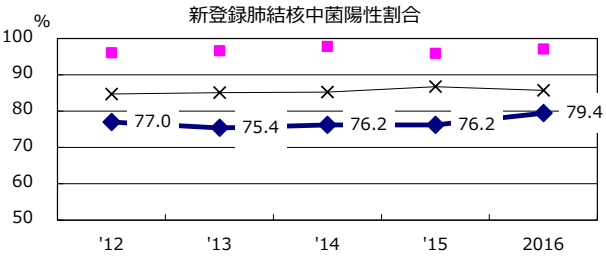

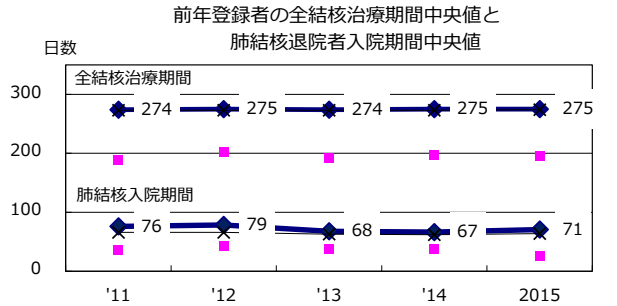

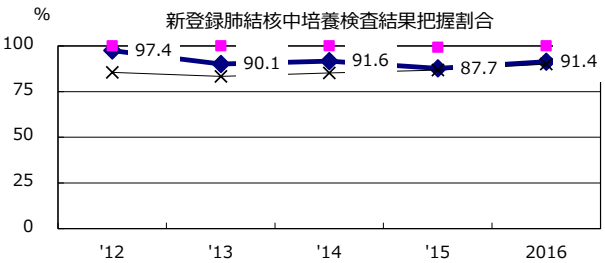

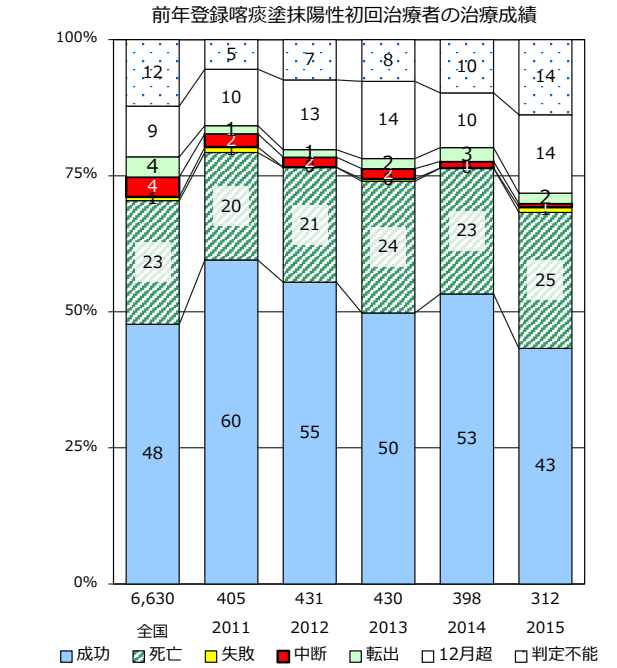

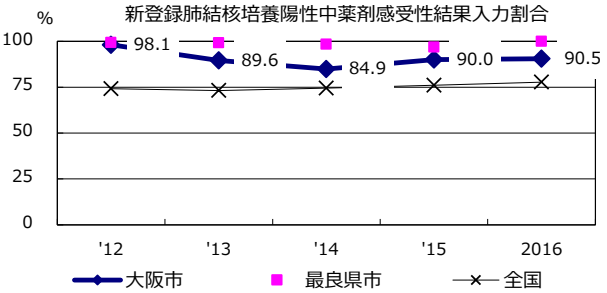

	'12	'13	'14	'15	2016
†発見の遅れ情報不明(%)	3.1	10.7	9.0	39.0	3.5

	'12	'13	'14	'15	2016
‡化療無・不明(%)	2.5	3.5	2.6	3.2	2.6

堺市

2016年　疫学統計				
人口	837,603	人		(全国)
新登録中外国人	6	名	3.7%	(7.6%)
新登録中ホームレス経験あり	1	名	0.6%	(1.0%)
新登録30-59歳男中無職かつ生保	1	名	3.4%	(7.7%)

年次推移(年)	'12	'13	'14	'15	2016
新登録数	235	222	181	185	163
人口10万対率	27.9	26.4	21.5	22.0	19.5
新登録肺結核喀痰塗抹陽性数	105	93	82	96	69
人口10万対率	12.5	11.1	9.8	11.4	8.2
潜在性結核	74	74	53	43	55
人口10万対率	8.8	8.8	6.3	5.1	6.6

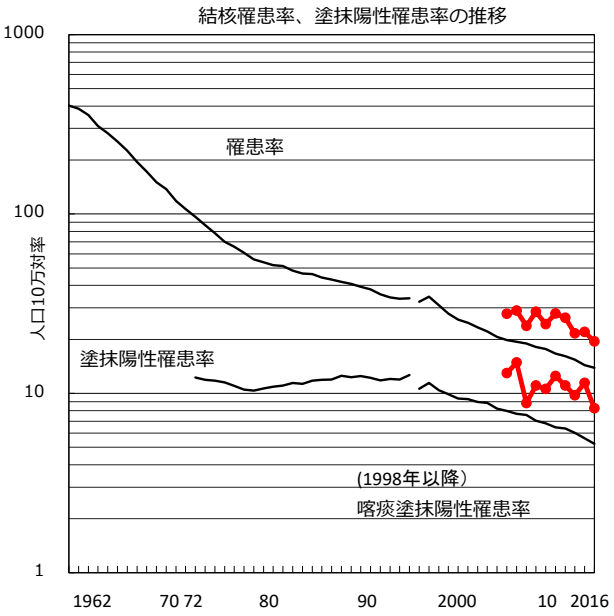

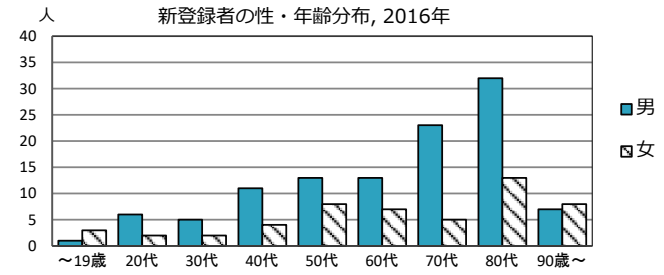

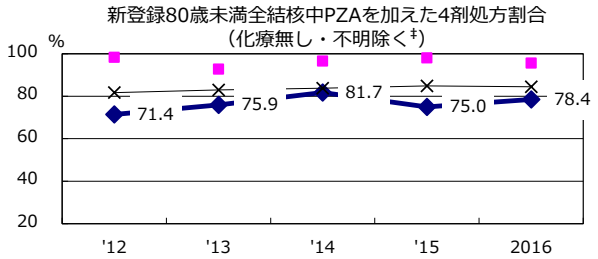

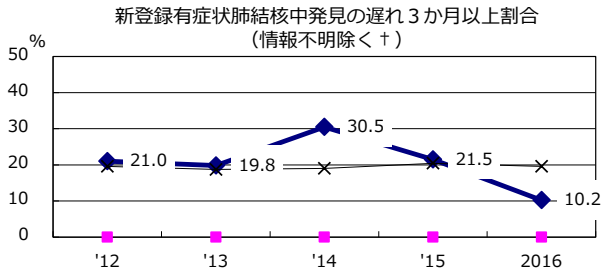

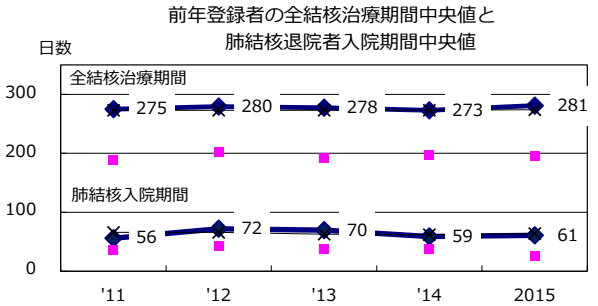

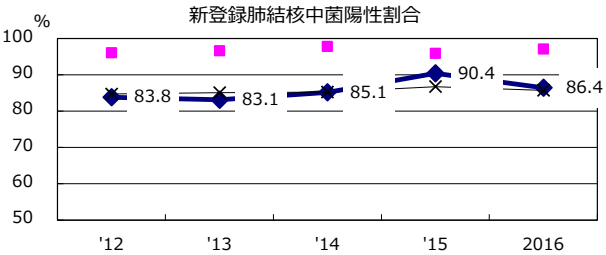

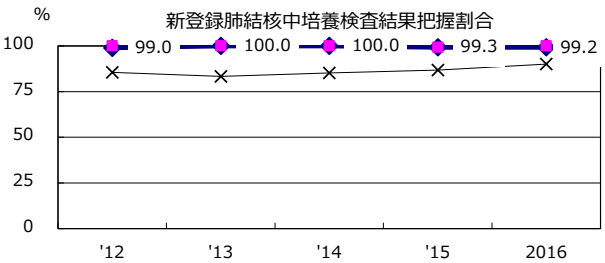

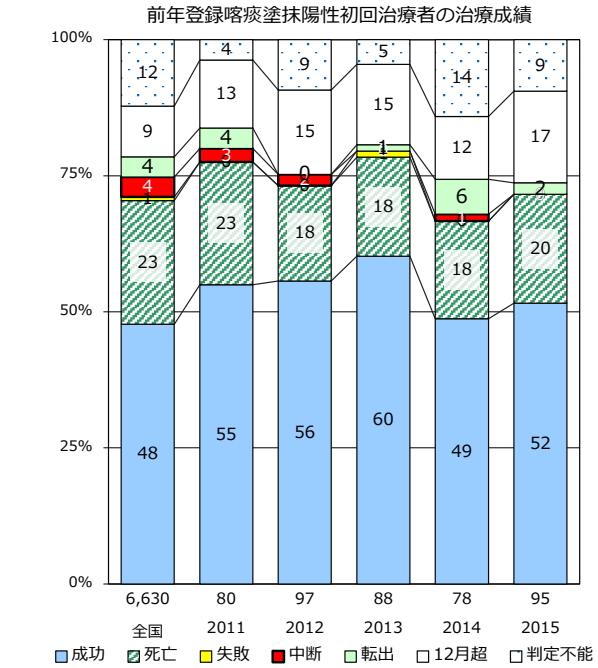

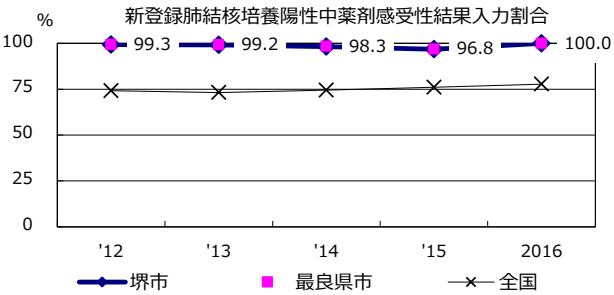

	'12	'13	'14	'15	2016
†発見の遅れ情報不明(%)	1.3	4.4	0.0	0.0	6.4

	'12	'13	'14	'15	2016
‡化療無・不明(%)	0.0	0.0	0.0	0.0	1.0

神戸市

2016年　疫学統計				
人口	1,535,765	人		(全国)
新登録中外国人	19	名	6.7%	(7.6%)
新登録中ホームレス経験あり	3	名	1.1%	(1.0%)
新登録30-59歳男中無職かつ生保	3	名	9.1%	(7.7%)

年次推移(年)	'12	'13	'14	'15	2016
新登録数	376	369	330	328	285
人口10万対率	24.4	24.0	21.5	21.3	18.6
新登録肺結核喀痰塗抹陽性数	132	148	125	118	108
人口10万対率	8.6	9.6	8.1	7.7	7.0
潜在性結核	89	104	101	78	90
人口10万対率	5.8	6.8	6.6	5.1	5.9

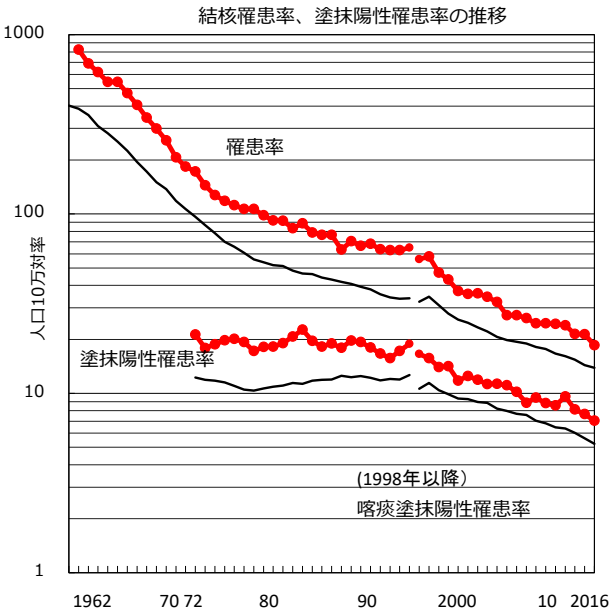

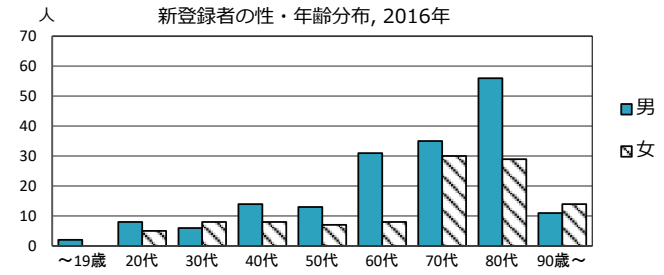

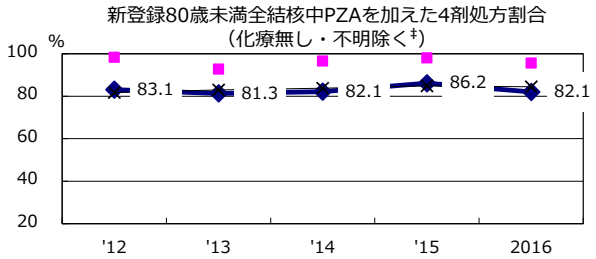

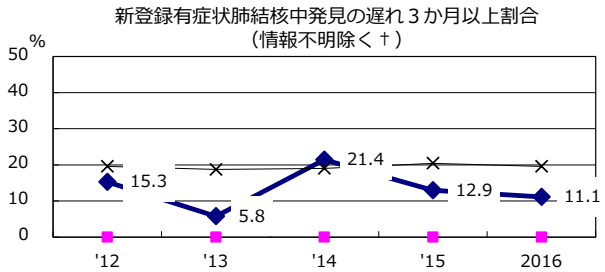

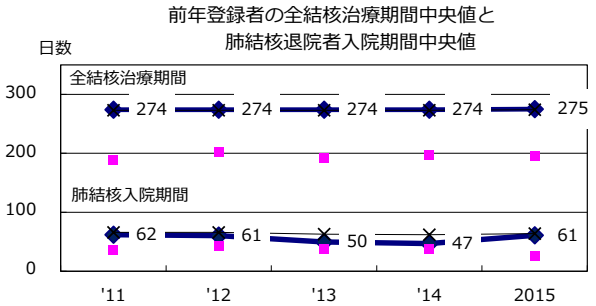

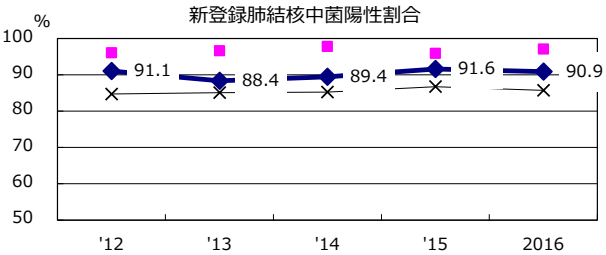

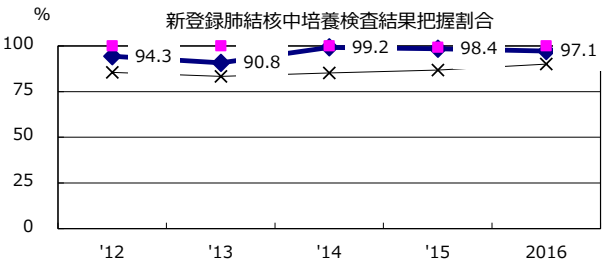

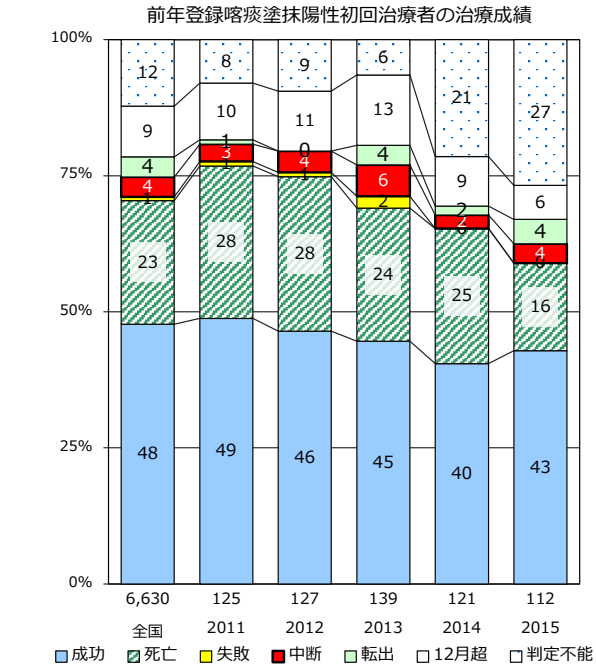

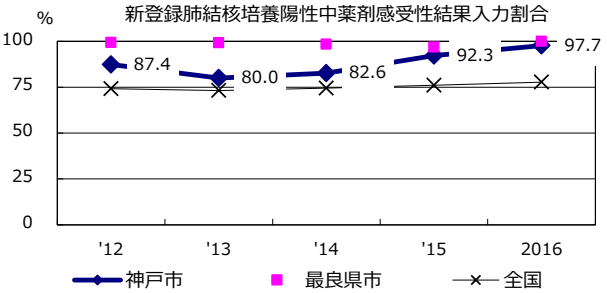

	'12	'13	'14	'15	2016
†発見の遅れ情報不明(%)	65.0	77.6	85.9	56.9	30.4

	'12	'13	'14	'15	2016
‡化療無・不明(%)	0.8	0.4	1.4	2.0	1.1

岡山市

2016年　疫学統計				
人口	708,709	人		(全国)
新登録中外国人	11	名	14.3%	(7.6%)
新登録中ホームレス経験あり	0	名	0.0%	(1.0%)
新登録30-59歳男中無職かつ生保	0	名	0.0%	(7.7%)

年次推移(年)	'12	'13	'14	'15	2016
新登録数	92	72	92	81	77
人口10万対率	12.9	10.1	12.9	11.4	10.9
新登録肺結核喀痰塗抹陽性数	28	27	33	36	28
人口10万対率	3.9	3.8	4.6	5.1	4.0
潜在性結核	76	52	61	57	49
人口10万対率	10.7	7.3	8.5	8.1	6.9

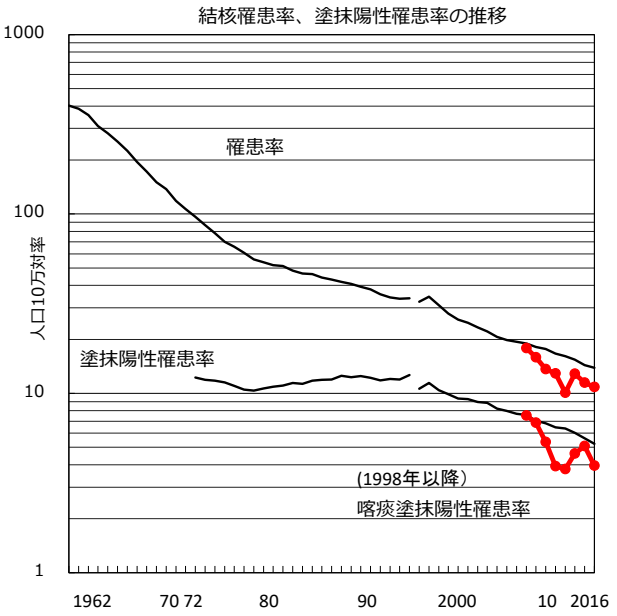

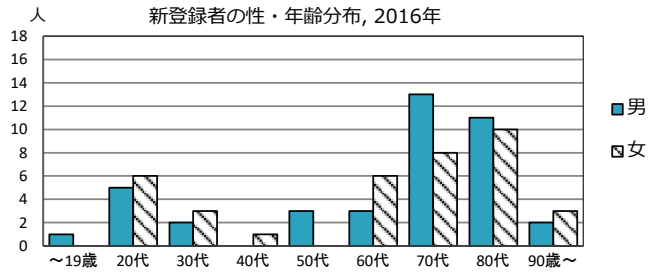

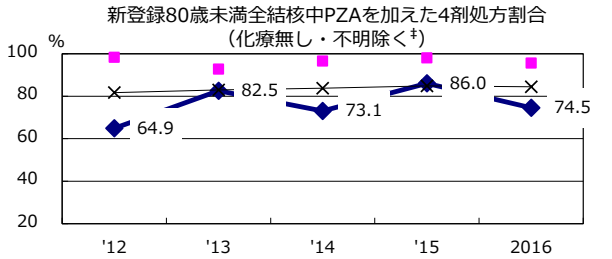

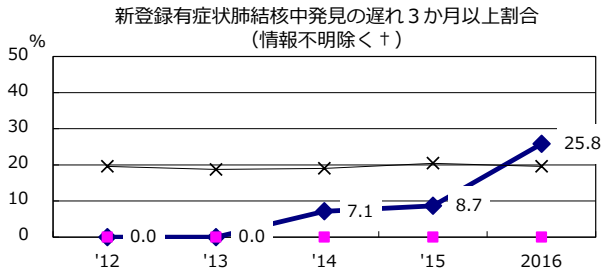

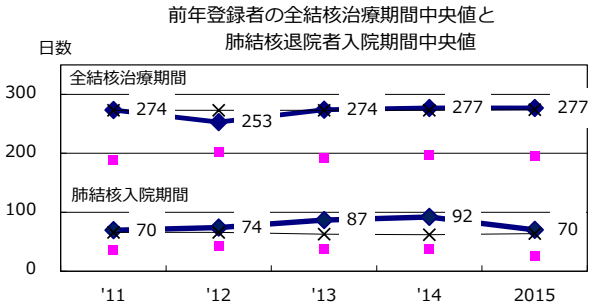

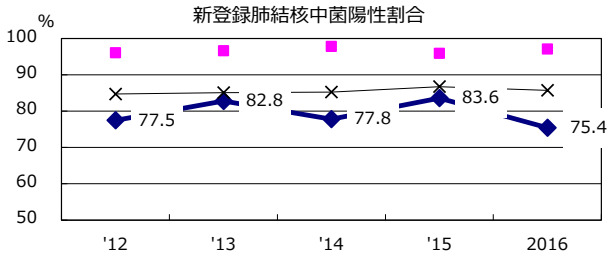

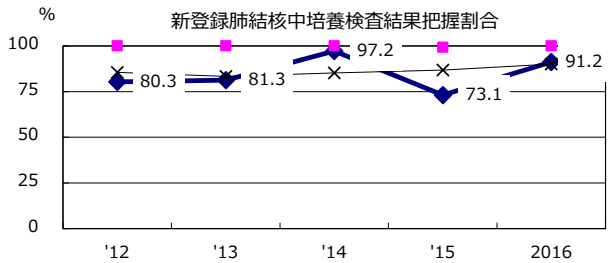

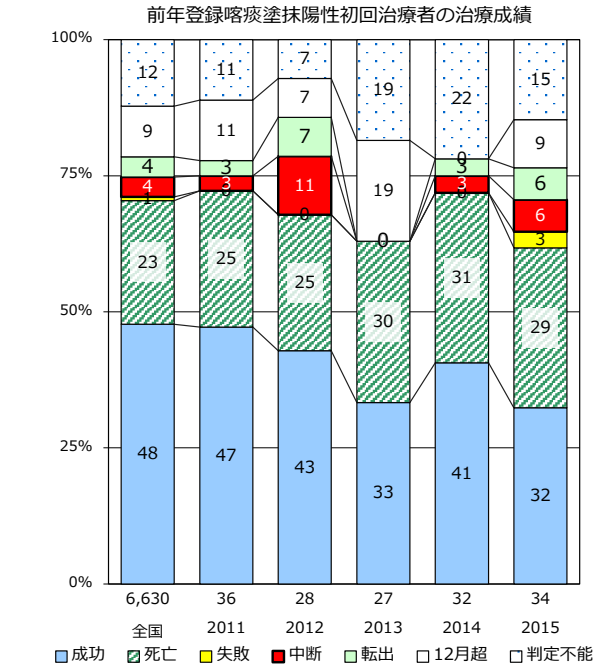

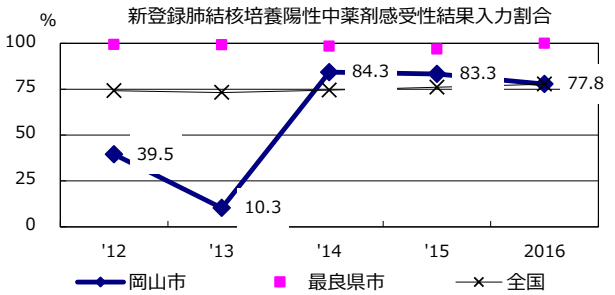

	'12	'13	'14	'15	2016
†発見の遅れ情報不明(%)	73.3	94.3	66.7	11.5	3.1

	'12	'13	'14	'15	2016
‡化療無・不明(%)	0.0	0.0	1.9	0.0	0.0

広島市

2016年　疫学統計				
人口	1,196,380	人		(全国)
新登録中外国人	6	名	5.5%	(7.6%)
新登録中ホームレス経験あり	0	名	0.0%	(1.0%)
新登録30-59歳男中無職かつ生保	1	名	16.7%	(7.7%)

年次推移(年)	'12	'13	'14	'15	2016
新登録数	162	136	135	116	109
人口10万対率	13.7	11.5	11.4	9.7	9.1
新登録肺結核喀痰塗抹陽性数	69	67	59	55	38
人口10万対率	5.8	5.7	5.0	4.6	3.2
潜在性結核	100	51	55	28	38
人口10万対率	8.4	4.3	4.6	2.3	3.2

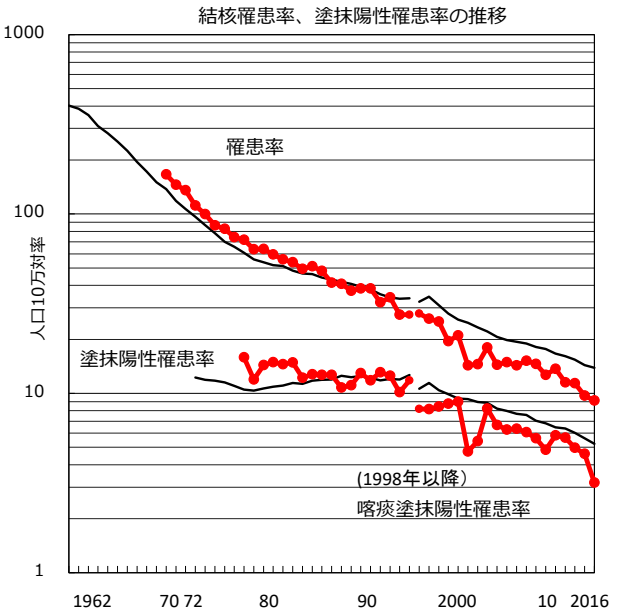

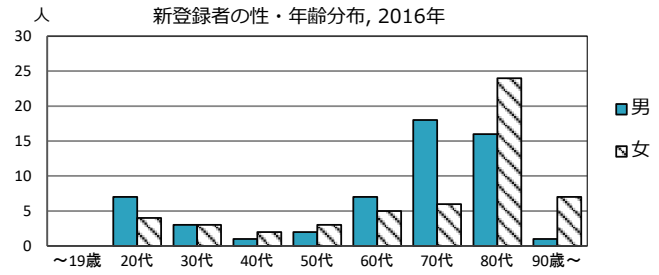

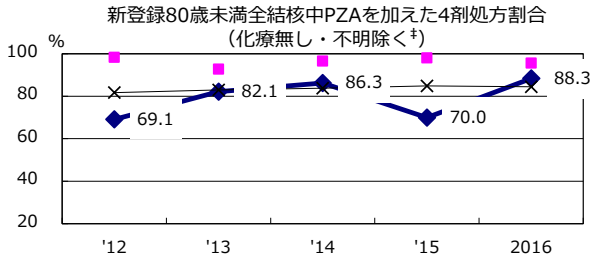

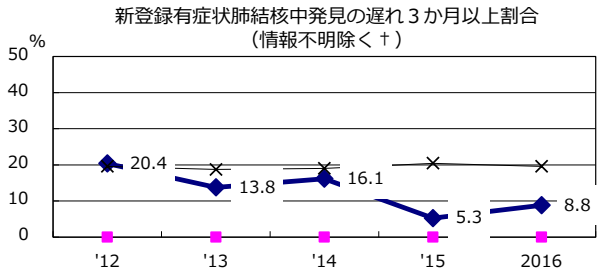

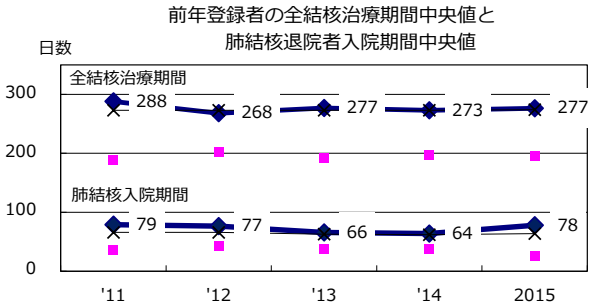

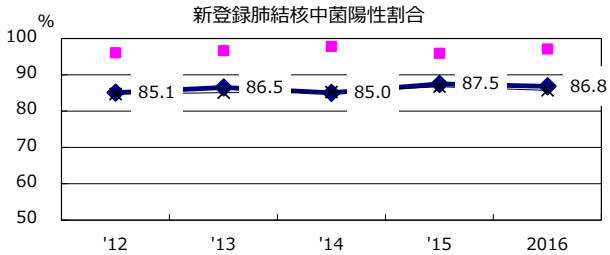

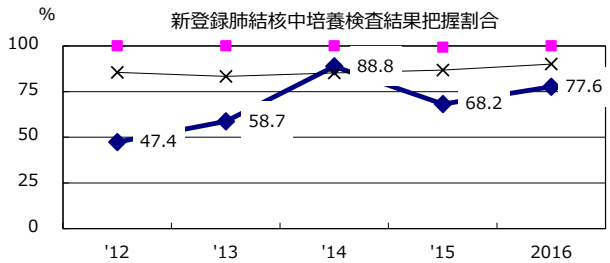

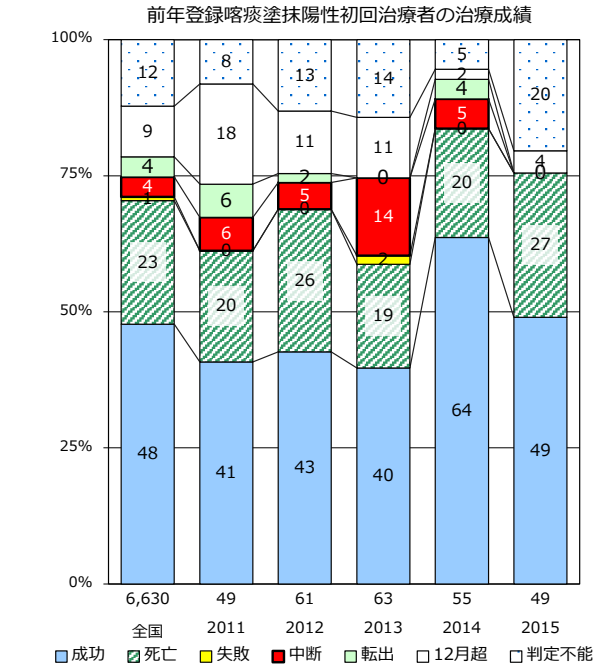

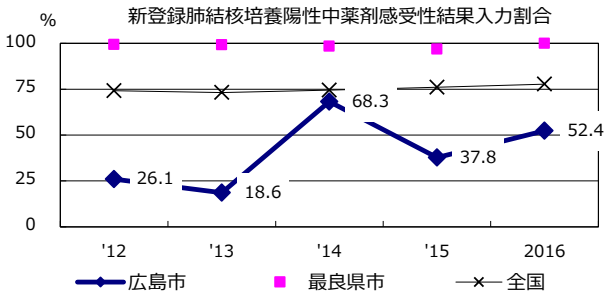

	'12	'13	'14	'15	2016
†発見の遅れ情報不明(%)	37.2	66.7	30.3	70.3	45.2

	'12	'13	'14	'15	2016
‡化療無・不明(%)	1.8	1.2	2.4	0.0	1.6

北九州市

2016年　疫学統計				
人口	956,243	人		(全国)
新登録中外国人	8	名	4.6%	(7.6%)
新登録中ホームレス経験あり	1	名	0.6%	(1.0%)
新登録30-59歳男中無職かつ生保	2	名	13.3%	(7.7%)

年次推移(年)	'12	'13	'14	'15	2016
新登録数	194	193	183	182	173
人口10万対率	20.0	19.9	19.0	18.9	18.1
新登録肺結核喀痰塗抹陽性数	59	71	76	66	60
人口10万対率	6.1	7.3	7.9	6.9	6.3
潜在性結核	71	70	46	61	86
人口10万対率	7.3	7.2	4.8	6.3	9.0

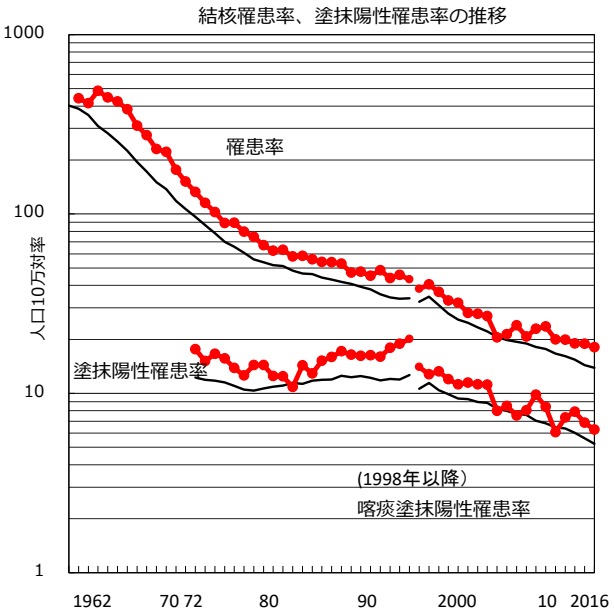

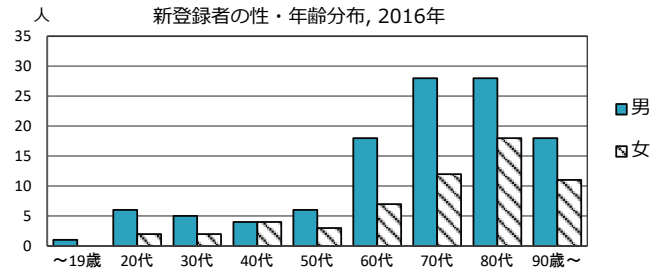

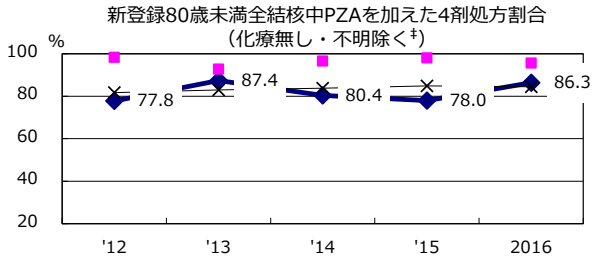

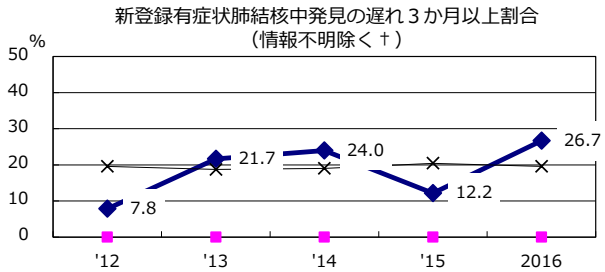

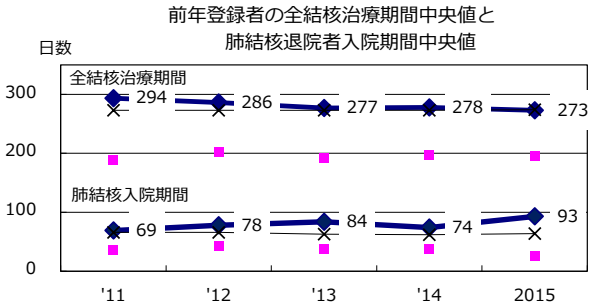

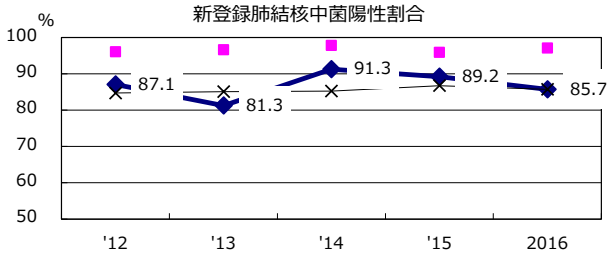

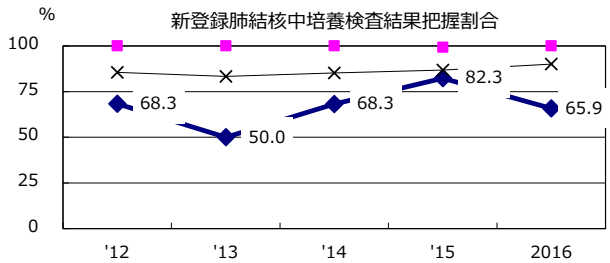

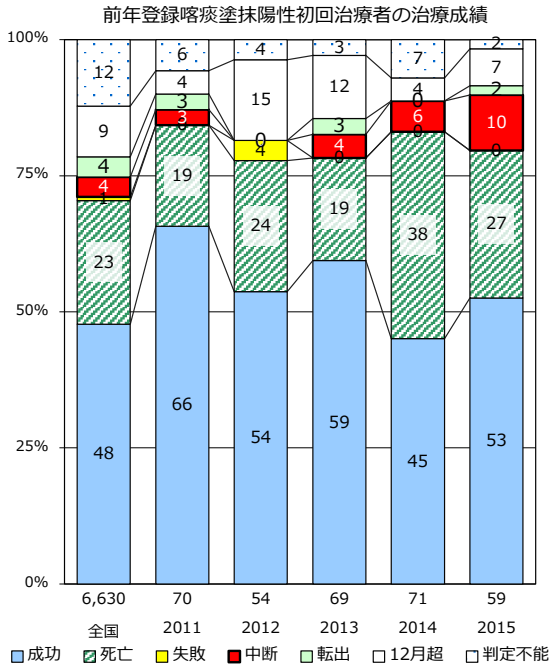

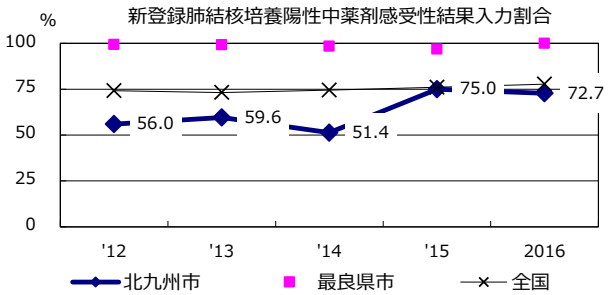

	'12	'13	'14	'15	2016
†発見の遅れ情報不明(%)	53.2	45.0	49.0	58.6	51.1

	'12	'13	'14	'15	2016
‡化療無・不明(%)	1.8	5.1	2.0	2.0	3.1

福岡市

2016年　疫学統計				
人口	1,553,778	人		(全国)
新登録中外国人	35	名	18.2%	(7.6%)
新登録中ホームレス経験あり	1	名	0.5%	(1.0%)
新登録30-59歳男中無職かつ生保	1	名	4.3%	(7.7%)

年次推移(年)	'12	'13	'14	'15	2016
新登録数	231	226	218	222	192
人口10万対率	15.5	15.0	14.3	14.4	12.4
新登録肺結核喀痰塗抹陽性数	87	90	75	80	72
人口10万対率	5.8	6.0	4.9	5.2	4.6
潜在性結核	100	95	118	71	63
人口10万対率	6.7	6.3	7.8	4.6	4.1

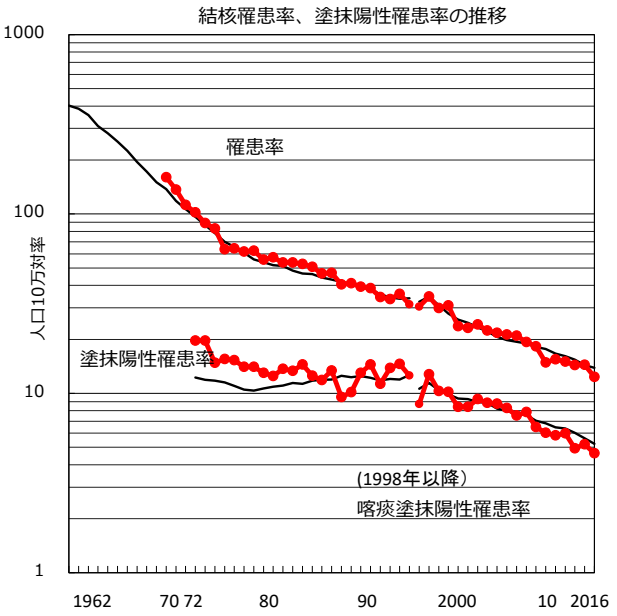

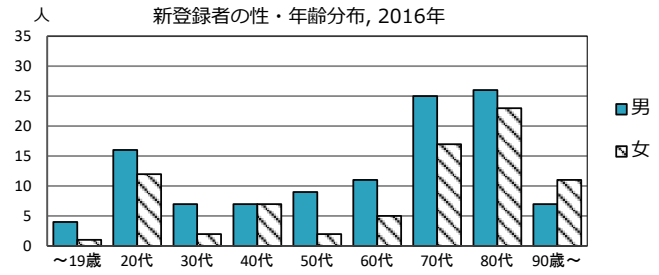

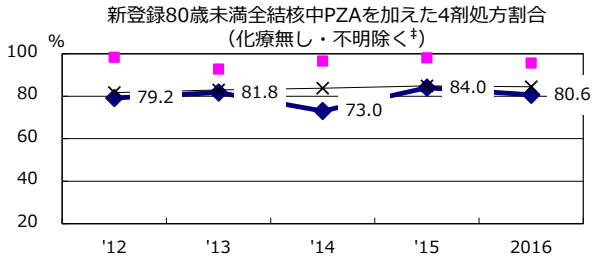

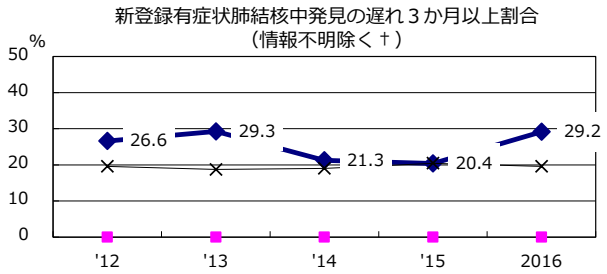

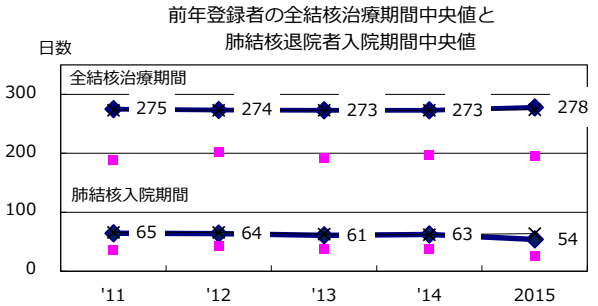

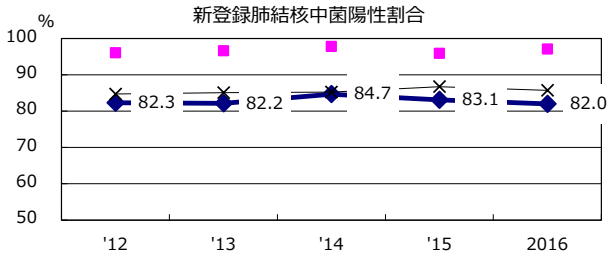

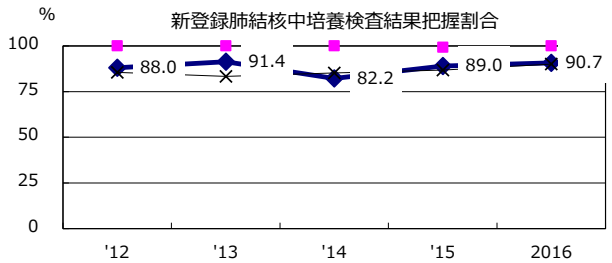

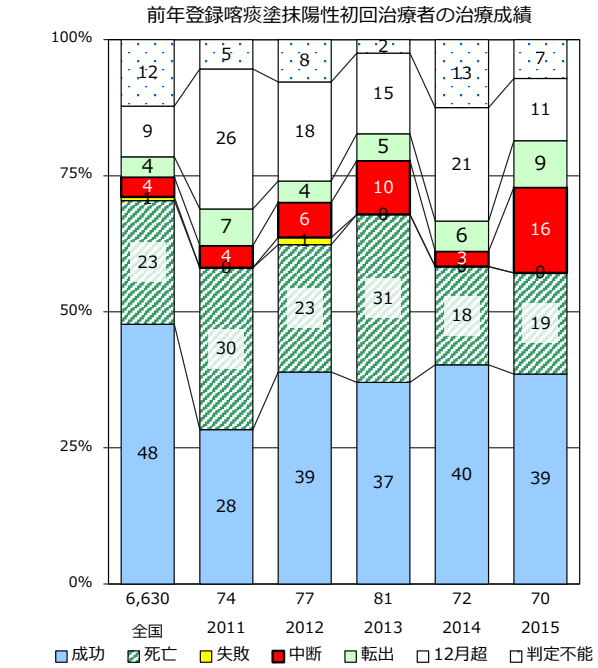

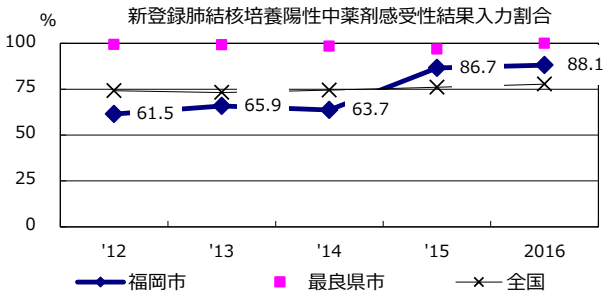

	'12	'13	'14	'15	2016
†発見の遅れ情報不明(%)	44.8	35.9	22.3	21.4	12.7

	'12	'13	'14	'15	2016
‡化療無・不明(%)	1.3	0.0	1.4	0.7	0.8

熊本市

2016年　疫学統計				
人口	739,606	人		(全国)
新登録中外国人	1	名	1.2%	(7.6%)
新登録中ホームレス経験あり	0	名	0.0%	(1.0%)
新登録30-59歳男中無職かつ生保	0	名	0.0%	(7.7%)

年次推移(年)	'12	'13	'14	'15	2016
新登録数	115	96	98	125	85
人口10万対率	15.6	13.0	13.2	16.9	11.5
新登録肺結核喀痰塗抹陽性数	39	40	35	37	29
人口10万対率	5.3	5.4	4.7	5.0	3.9
潜在性結核	55	35	37	40	29
人口10万対率	7.5	4.7	5.0	5.4	3.9

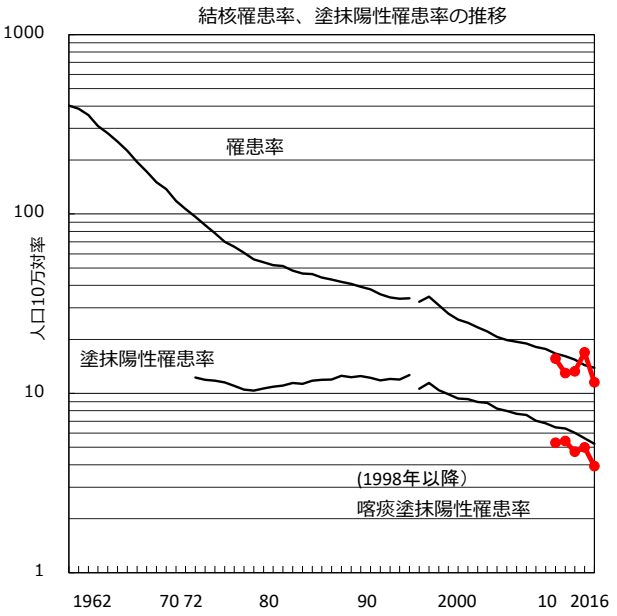

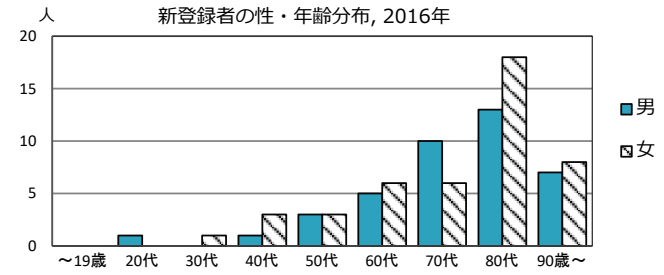

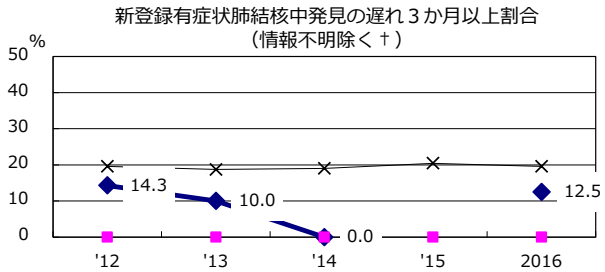

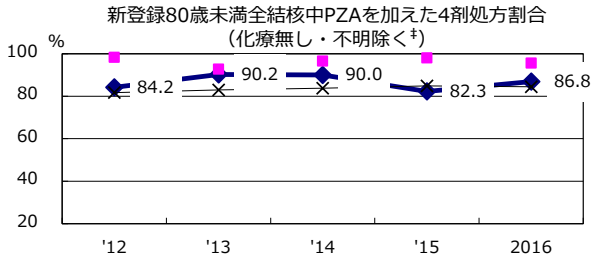

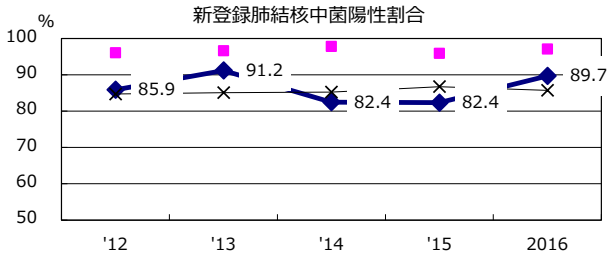

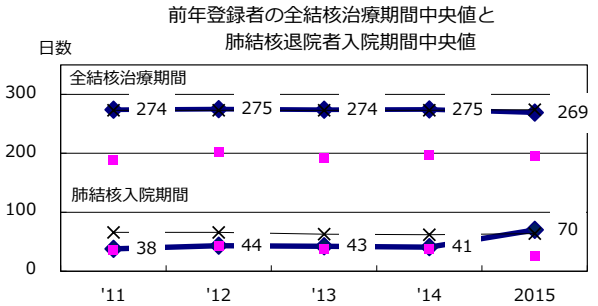

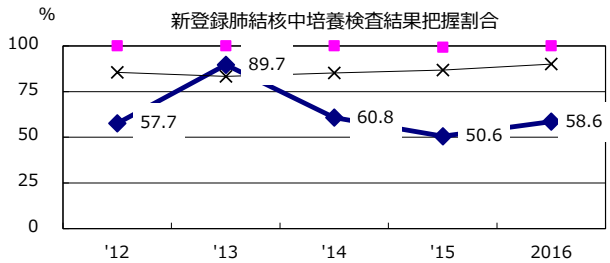

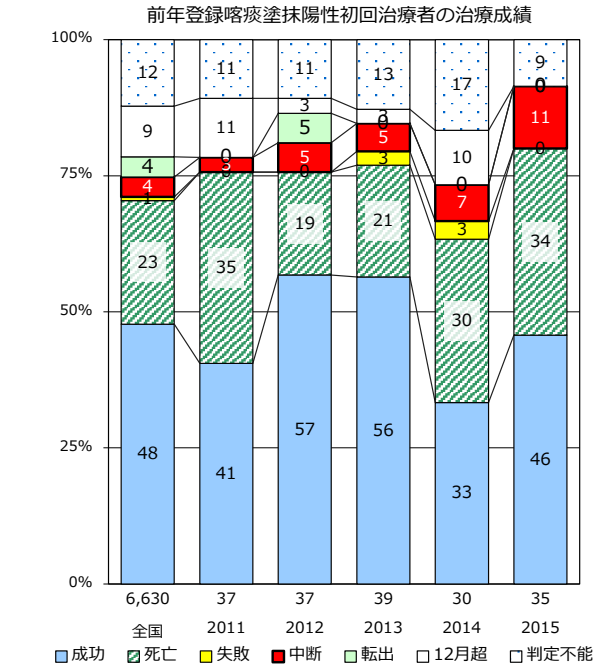

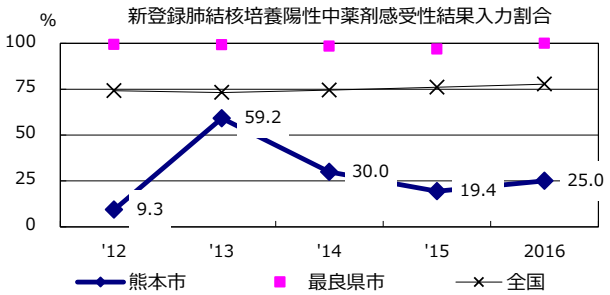

	'12	'13	'14	'15	2016
†発見の遅れ情報不明(%)	79.1	83.1	92.3	100.0	33.3

	'12	'13	'14	'15	2016
‡化療無・不明(%)	8.1	4.7	5.7	4.6	2.6

疫学情報センター

Tuberculosis Surveillance Center